

**IN THE DISTRICT COURT OF BLAINE COUNTY
STATE OF OKLAHOMA**

BLAINE COUNTY, OKLAHOMA
FILED

MARK STEPHEN STRACK, TRUSTEE OF THE)
 PATRICIA ANN STRACK REVOCABLE TRUST)
 DTD 2/15/99 AND THE)
 BILLY JOE STRACK REVOCABLE TRUST)
 DTD 2/15/99, AND)
 DANIELA A. RENNER, SOLE SUCCESSOR)
 TRUSTEE OF THE PAUL ARIOLA LIVING TRUST)
 AND THE HAZEL ARIOLA LIVING TRUST,)
)
FOR THEMSELVES AND ALL OTHERS)
SIMILARLY SITUATED,)
)
 PLAINTIFFS,)
)
 VS.)
)
 CONTINENTAL RESOURCES, INC.,)
)
)
 DEFENDANTS.)

JUL 23 2018
 CHRISTY MATLI, CLERK
 BY *Christy Matli*
 DEPUTY

CASE No. CJ-10-75
(JUDGE HLADIK)

**ORDER ON CLASS COUNSEL’S AND SETTLEMENT
ADMINISTRATOR’S MOTION TO APPROVE THE REPORT ON
SUB-CLASS 1 NET PAYMENT BY SYSTEM OR CLAIM
ALLOCATION TO THE CLASS WELL LEVEL**

The Court, having considered the motion and supplement filed by Class Counsel and the Settlement Administrator, and having being fully advised in the premises, finds said motion should be, and is hereby GRANTED.

Pursuant to ¶3.2 of the Settlement Agreement and ¶18 & 19 of the Plan of Allocation and Distribution, and based upon the Declaration of the Settlement Administrator, the Court hereby **FINDS AND ORDERS:**

1. The Continental royalty owners set forth on Exhibit 1 are excluded from Sub-Class 1 by definition (“Excluded Owners”)

2. The Excluded Owners are reflected in Continental's records as owning, or having owned, royalty interests in the Sub-Class 1 Wells identified on Exhibit 2 and the Excluded Owners' royalty interests identified on Exhibit 2 are not to be considered when distributing the Net Sub-Class 1 Payments.
3. The Continental royalty owners set forth on Exhibit 3 validly excluded themselves from Sub-Class 1 ("Opt-Outs").
4. The Opt-Outs are reflected in Continental's records as owning, or having owned, royalty interests in the Sub-Class 1 Wells identified on Exhibit 4 and the Opt-Outs' royalty interests identified on Exhibit 4 are not to be considered when distributing the Net Sub-Class 1 Payments.
5. The Report prepared by the Settlement Administrator attached hereto as Exhibit 5 reflecting the Sub-Class 1 Net Payment by System or Claim Allocation to the Class Well Level and the amounts reflected on this report shall be used by Continental in making the Sub-Class 1 Distribution to the Class Members.
6. In order to make the appropriate allocation to each Class Member in a Sub-Class 1 well, the following formula should be applied by Continental to each of the amounts reflected on Exhibit 5 (this would be applicable to each Sub-Class 1 Well, and for each Sub-Class 1 Member in said well):


$$\begin{array}{l}
 \text{Net Sub-Class 1 Amount Allocated to a Sub-Class 1 Well from Exhibit 5} \\
 \times \text{ The Sub-Class 1 Member's Royalty Decimal} \\
 \div \frac{\text{The Sum of Sub-Class 1 Members' Royalty Decimals in the Sub-Class 1 Well}^1}{\text{Net Sub-Class 1 Distribution to Each Sub-Class 1 Member}}
 \end{array}$$

7. The 36 Class Members set forth on Exhibit 6 were Prior Owners who filed timely Objections to paying the Current Owners the Net Settlement Payment. ("Objecting Prior


¹ Excluded from the denominator would be the royalty decimals of Excluded Royalty Owners and Opt-Outs.

Owners"). Pursuant to the Plan of Allocation and Distribution, Continental shall identify the current Sub-Class 1 Members who are the successors to the minerals once owned by the Objecting Prior Owners, and place those distributions in suspense pending resolution of the objections of the Objecting Prior Owners.

IT IS SO ORDERED this 23 day of July, 2018.


The Honorable Dennis Hladik

Approved as to Form:


Class Counsel



Attorney for Continental Resources, Inc.

Exhibit 1

Strack v Continental Resources Inc.
Excluded Owners by Definition from Sub-Class 1

Exhibit 1

OWNER_NBR	OWNER_NAME
0320263103	^ANADARKO PETROLEUM CORP - DNU
0320398703	^BLACK STONE MINERALS COMPANY-DNU
0320120703	^BURLINGTON SANTA FE RAILROAD - DNU
0320121003	^BURLINGTON-NORTHERN AND - DO NOT U
0322379303	^DEVON ENERGY PRODUCTION COMPANY LP
0325338303	^MMS RESOURCES LLC - DO NOT USE
0321443403	^MOBIL OIL CORPORATION - DO NOT USE
0321566703	^OXY USA, INC. - DO NOT USE
0320550203	^OXY USA, INC. - DO NOT USE
0320136703	^OXY USA, INC. - DO NOT USE
0321769603	^PEC MINERALS L.P. - DO NOT USE
0322043003	^QUESTAR EXPLORATION & PROD-DNU
0322042803	^QUESTAR EXPLORATION & PROD-DNU
0321098603	^SABINE ROYALTY TRUST - DO NOT USE
0310000403	^THE MINERAL RESOURCES COMPANY-DNU
0320005303	ANADARKO E&P ONSHORE LLC
0320007103	APACHE CORPORATION
501898	APACHE CORPORATION
0325697103	BARON ENERGY INC
0320018403	BLACK STONE MINERALS COMPANY LP
0320024103	BP AMERICA PRODUCTION COMPANY
0322254103	BURLINGTON RESOURCES O&G CO. LP
0320120203	BURLINGTON RESOURCES OIL & GAS CO
0320036903	CHESAPEAKE EXPLORATION LLC
0320037703	CHESAPEAKE EXPLORATION, L.L.C.
203083	CHESAPEAKE MID-CONTINENT CORP.
0320540003	CHESAPEAKE ROYALTY LLC
0320549803	CIMAREX ENERGY CO.
0320554703	CLEAR ENERGY LTD.
0325125503	COG HOLDINGS LLC
0321619303	CONOCOPHILLIPS COMPANY
0324683303	CONTINENTAL EXPLORATION LLC
0320582803	CONTINENTAL OPERATING CO.
CONTIN	CONTINENTAL OPERATING CO.
0310000003	CONTINENTAL RESOURCES INC
0310000303	CONTINENTAL RESOURCES INC
203655	CROSS TIMBERS OIL COMPANY L.P.
547123	CROSS TIMBERS OIL COMPANY, LP
0321428103	DEPARTMENT OF THE INTERIOR-MMS
204164	DEVON ENERGY CORPORATION (NEVADA)
552449	DEVON ENERGY CORPORATION (NEVADA)
0320040503	DEVON ENERGY PRODUCTION CO LP
0320051703	DEVON SFS OPERATING, INC.

Strack v Continental Resources Inc.
Excluded Owners by Definition from Sub-Class 1

Exhibit 1

0320690703	DI ENERGY, INC.
555305	DI ENERGY, INC.
0324197503	DORCHESTER MINERALS OKLAHOMA LP
0320060303	ENCORE ENERGY PARTNERS OPERATING, L
0320060103	ENCORE OPERATING LP
0320536803	ESPERANZA RESOURCES CORP.
0325368503	EXXON MOBIL CORP C/O XTO ENERGY INC
0322576703	EXXON MOBIL CORPORATION
0320056503	EXXONMOBIL OIL CORPORATION
205698	GOTHIC ENERGY CORPORATION
0320081103	HAROLD G HAMM REVOCABLE INTERVIVOS
0320973003	HARVEST OIL AND GAS
0321096203	IMPERIAL OIL COMPANY
633534	KERR MCGEE CORPORATION
0320194603	KERR-MCGEE OIL & GAS ONSHORE LP
0322894803	LINN ENERGY HOLDINGS LLC
0320115403	MARATHON OIL COMPANY
0326352403	MARATHON RESOURCES CORP
0321373503	MC MINERAL COMPANY LLC
0321443303	MOBIL OIL CORPORATION
0320130703	NEWFIELD EXPLORATION MID-CONTINENT
0320131903	NOBLE ENERGY INC
0321520703	NOBLE ENERGY INC
0321428003	OFFICE OF NATURAL RESOURCES REVENUE
682466	ONEOK INC
0321554703	ONEOK RESOURCES COMPANY
0321432503	ONRR - DEPT OF INTERIOR
0321428203	ONRR FOR BIA - DEP OF THE INTERIOR
685870	OXLEY PETROLEUM
0325681003	OXY USA INC
0320137603	PANHANDLE OIL AND GAS INC.
691218	PHILLIPS PETROLEUM CO.
213452	PIONEER NATURAL RESOURCES USA, INC.
213039	PIONEER RESOURCES PRODUCING L.P.
0323388103	QEP ENERGY COMPANY
0322548203	QEP RESOURCES INC
767390	QUESTAR EXPLORATION & PRODUCTION COMPANY
0320149203	QUESTAR EXPLORATION AND PRODUCTION
0320152403	RANGE RESOURCES LLC
0320154603	RESERVE PETROLEUM COMPANY
0321773203	SABINE ROYALTY TRUST
0320162803	SAMSON RESOURCES COMPANY
724680	SAMSON RESOURCES COMPANY
216244	SANTA FE SNYDER CORPORATION

**Strack v Continental Resources Inc.
Excluded Owners by Definition from Sub-Class 1**

Exhibit 1

748235	ST MARY OPERATING COMPANY
756393	TEXACO EXPLORATION & PRODUCTION INC
756391	TEXACO EXPLORATION & PRODUCTION, IN
0310000503	THE MINERAL RESOURCES COMPANY
762579	TRINITY INDUSTRIES, INC.
501701	UNION PACIFIC OIL & GAS COMPANY
219271	UNION PACIFIC RESOURCES COMPANY
0320187703	UNIT PETROLEUM COMPANY
0320195403	WHEATLAND OIL INC
0320045603	XTO ENERGY INC
547121	XTO ENERGY INC

Exhibit 2

Strack v Continental Resources Inc.
Well-by-Well Detail of Excluded Owners from Sub-Class 1
(Sorted by Well)

Exhibit 2

WELL_NBR	On Class W	WELL_NAME	OWNER_NBR	OWNER_NAME	Royalty Interest
598950	598950	ABERCROMBIE 1-34	0320040503	DEVON ENERGY PRODUCTION CO LP	0.292965%
598950	598950	ABERCROMBIE 1-34	0320549803	CIMAREX ENERGY CO.	0.292965%
598950	598950	ABERCROMBIE 1-34	0321773203	SABINE ROYALTY TRUST	0.097660%
214210	214210	AC WALTERS 1-27H	0322894803	LINN ENERGY HOLDINGS LLC	0.039876%
240720	240720	ADAMS 1-19, LEE (PLUGGED)	0321098603	^SABINE ROYALTY TRUST - DO NOT USE	1.095300%
201140	201140	AKE 1-11	0321773203	SABINE ROYALTY TRUST	0.036621%
213929	213929	AKIN 1-27-22XH	0310000403	^THE MINERAL RESOURCES COMPANY-DNU	0.827929%
940600	940600	AMORITA SO. RF SANDSTONE U	0310000003	CONTINENTAL RESOURCES INC	0.016295%
940600	940600	AMORITA SO. RF SANDSTONE U	0320187703	UNIT PETROLEUM COMPANY	0.142929%
940600	940600	AMORITA SO. RF SANDSTONE U	0321443403	^MOBIL OIL CORPORATION - DO NOT USE	0.786147%
982912	982912	AOWU TR 11	0320398703	^BLACK STONE MINERALS COMPANY-DNU	0.356853%
982913	982913	AOWU TR 12	0320398703	^BLACK STONE MINERALS COMPANY-DNU	0.356250%
982914	982914	AOWU TR 13	0320398703	^BLACK STONE MINERALS COMPANY-DNU	0.729525%
982917	982917	AOWU TR 15B	0320398703	^BLACK STONE MINERALS COMPANY-DNU	1.417969%
982918	982918	AOWU TR 16	0320398703	^BLACK STONE MINERALS COMPANY-DNU	0.030469%
982919	982919	AOWU TR 17	0320398703	^BLACK STONE MINERALS COMPANY-DNU	0.030469%
982936	982936	AOWU TR 34	0310000003	CONTINENTAL RESOURCES INC	6.250000%
982942	982942	AOWU TR 40	0320051703	DEVON SFS OPERATING, INC.	0.762900%
982943	982943	AOWU TR 41	0320051703	DEVON SFS OPERATING, INC.	0.706641%
982959	982959	AOWU TR 55	0320398703	^BLACK STONE MINERALS COMPANY-DNU	6.250000%
982964	982964	AOWU TR 60	0320045603	XTO ENERGY INC	2.083332%
206516	206516	ARLAN 1-15H	0310000303	CONTINENTAL RESOURCES INC	0.033408%
206516	206516	ARLAN 1-15H	0320130703	NEWFIELD EXPLORATION MID-CONTINENT	0.219726%
206516	206516	ARLAN 1-15H	0321769603	^PEC MINERALS L.P. - DO NOT USE	0.259846%
207251	207251	ARLAN 2-15H	0310000303	CONTINENTAL RESOURCES INC	0.033408%
207251	207251	ARLAN 2-15H	0320130703	NEWFIELD EXPLORATION MID-CONTINENT	0.219726%
207251	207251	ARLAN 2-15H	0321769603	^PEC MINERALS L.P. - DO NOT USE	0.194884%
207252	207252	ARLAN 3-15H	0310000303	CONTINENTAL RESOURCES INC	0.033408%
207252	207252	ARLAN 3-15H	0320130703	NEWFIELD EXPLORATION MID-CONTINENT	0.219726%
207252	207252	ARLAN 3-15H	0321769603	^PEC MINERALS L.P. - DO NOT USE	0.194884%
207253	207253	ARLAN 4-15H	0310000303	CONTINENTAL RESOURCES INC	0.033408%
207253	207253	ARLAN 4-15H	0320130703	NEWFIELD EXPLORATION MID-CONTINENT	0.219726%
207253	207253	ARLAN 4-15H	0321769603	^PEC MINERALS L.P. - DO NOT USE	0.194884%
212236	212236	ARRINGTON 1-23H	0320115403	MARATHON OIL COMPANY	0.039063%
212236	212236	ARRINGTON 1-23H	0320137603	PANHANDLE OIL AND GAS INC.	0.097656%
212236	212236	ARRINGTON 1-23H	0321373503	MC MINERAL COMPANY LLC	0.073242%
212236	212236	ARRINGTON 1-23H	0321773203	SABINE ROYALTY TRUST	0.146484%
212236	212236	ARRINGTON 1-23H	0322894803	LINN ENERGY HOLDINGS LLC	0.100912%
210490	210490	AULD 1-10H	0320540003	CHESAPEAKE ROYALTY LLC	0.029766%
210490	210490	AULD 1-10H	0321096203	IMPERIAL OIL COMPANY	1.001000%
210490	210490	AULD 1-10H	0321773203	SABINE ROYALTY TRUST	0.585938%
209174	209174	BALLARD 1-17H	0322576703	EXXON MOBIL CORPORATION	1.406251%
210332	210332	BARNETT 1-5H	0320137603	PANHANDLE OIL AND GAS INC.	0.390125%
210334	210334	BEADLES 1-26H	0310000403	^THE MINERAL RESOURCES COMPANY-DNU	0.585938%
210334	210334	BEADLES 1-26H	0320040503	DEVON ENERGY PRODUCTION CO LP	0.195313%
800023	800023	BEALL #1-14(PLUGGED)	0310000003	CONTINENTAL RESOURCES INC	0.694447%
800023	800023	BEALL #1-14(PLUGGED)	0321428003	OFFICE OF NATURAL RESOURCES REVENUE	1.562500%
800023	800023	BEALL #1-14(PLUGGED)	0321566703	^OXY USA, INC. - DO NOT USE	2.083340%
210266	210266	BEAM 1-35H	0310000003	CONTINENTAL RESOURCES INC	0.029297%
210266	210266	BEAM 1-35H	0320137603	PANHANDLE OIL AND GAS INC.	0.488281%
323440	323440	BEARD 1	0320036903	CHESAPEAKE EXPLORATION LLC	3.125000%
323440	323440	BEARD 1	0320549803	CIMAREX ENERGY CO.	0.223220%
323440	323440	BEARD 1	204164	DEVON ENERGY CORPORATION (NEVADA)	0.048830%
212234	212234	BEARDEN 1-25H	0320115403	MARATHON OIL COMPANY	0.019531%
212234	212234	BEARDEN 1-25H	0321373503	MC MINERAL COMPANY LLC	0.457764%
210382	210382	BECK 1-3H	0320040503	DEVON ENERGY PRODUCTION CO LP	3.104297%
210382	210382	BECK 1-3H	0320131903	NOBLE ENERGY INC	1.639828%
210382	210382	BECK 1-3H	0320137603	PANHANDLE OIL AND GAS INC.	1.127381%
210382	210382	BECK 1-3H	0320549803	CIMAREX ENERGY CO.	0.644555%
210382	210382	BECK 1-3H	0321769603	^PEC MINERALS L.P. - DO NOT USE	0.551751%

Strack v Continental Resources Inc.
Well-by-Well Detail of Excluded Owners from Sub-Class 1
(Sorted by Well)

Exhibit 2

WELL_NBR	On Class W	WELL_NAME	OWNER_NBR	OWNER_NAME	Royalty Interest
445000	445000	BECKWITH, A.D. 1-19	0320045603	XTO ENERGY INC	2.083332%
445000	445000	BECKWITH, A.D. 1-19	0320136703	^OXY USA, INC. - DO NOT USE	4.166670%
445000	445000	BECKWITH, A.D. 1-19	203655	CROSS TIMBERS OIL COMPANY L.P.	1.388887%
210668	210668	BEERS 1-7H	0320036903	CHESAPEAKE EXPLORATION LLC	0.808510%
695060	695060	BERNHARDT #1-19	0320045603	XTO ENERGY INC	0.515440%
695062	695062	BERNHARDT 1-19 CHESTER	0320045603	XTO ENERGY INC	0.489668%
212581	212581	BETTY JEAN 1-8-5XH	0322894803	LINN ENERGY HOLDINGS LLC	0.078493%
802070	802070	BLAINE UNIT(SOLD)	767390	QUESTAR EXPLORATION & PRODUCTION COMPANY	0.366210%
207235	207235	BLEVINS 1-1H	0320130703	NEWFIELD EXPLORATION MID-CONTINENT	3.316805%
207212	207212	BOGGS 1-12H	0310000003	CONTINENTAL RESOURCES INC	0.439453%
207212	207212	BOGGS 1-12H	0320115403	MARATHON OIL COMPANY	0.585938%
449870	449870	BRADLEY 1-9	0310000003	CONTINENTAL RESOURCES INC	6.250000%
454730	454730	BRADLEY 2-9	0310000003	CONTINENTAL RESOURCES INC	6.250000%
846230	846230	BRANDENBURG D #1,#2,#3,#4	0320045603	XTO ENERGY INC	0.520830%
846230	846230	BRANDENBURG D #1,#2,#3,#4	0320136703	^OXY USA, INC. - DO NOT USE	1.562500%
210267	210267	BRANNAN 1-34-27XH	0320137603	PANHANDLE OIL AND GAS INC.	0.234384%
910270	910270	BRECKENRIDGE 1-21(PLUGGED)	0321428003	OFFICE OF NATURAL RESOURCES REVENUE	0.059570%
214524	214524	BREWER 1-22-27XH	0320120203	BURLINGTON RESOURCES OIL & GAS CO	0.023309%
213029	213029	BRIDWELL 1-25H	0320018403	BLACK STONE MINERALS COMPANY LP	0.368490%
213029	213029	BRIDWELL 1-25H	0320115403	MARATHON OIL COMPANY	0.390625%
213029	213029	BRIDWELL 1-25H	0320137603	PANHANDLE OIL AND GAS INC.	0.205078%
213029	213029	BRIDWELL 1-25H	0321773203	SABINE ROYALTY TRUST	0.312500%
207042	207042	BROWN 1-33H	0320130703	NEWFIELD EXPLORATION MID-CONTINENT	0.195313%
203220	203220	BRYSON 1-22	0321428203	ONRR FOR BIA - DEP OF THE INTERIOR	2.500000%
213863	213863	BUCK 1-6H	0320018403	BLACK STONE MINERALS COMPANY LP	2.472836%
213863	213863	BUCK 1-6H	0320024103	BP AMERICA PRODUCTION COMPANY	1.937542%
213244	213244	BURCH 1-19H	0320154603	RESERVE PETROLEUM COMPANY	0.069867%
213244	213244	BURCH 1-19H	0325697103	BARON ENERGY INC	0.014016%
213274	213274	BURKES 1-28H	0320120203	BURLINGTON RESOURCES OIL & GAS CO	0.978553%
840014	840014	BURLINGTON 1-12(PLUGGED)	0310000003	CONTINENTAL RESOURCES INC	0.676400%
840014	840014	BURLINGTON 1-12(PLUGGED)	0320195403	WHEATLAND OIL INC	4.125910%
840014	840014	BURLINGTON 1-12(PLUGGED)	633534	KERR MCGEE CORPORATION	0.048450%
205760	205760	BURNETT 1-16 (PLUGGED)	0310000003	CONTINENTAL RESOURCES INC	0.781250%
805155	805155	BURR #10-1(SOLD)	0310000003	CONTINENTAL RESOURCES INC	0.046120%
213149	213149	BUSER 1-19-30XH	0310000403	^THE MINERAL RESOURCES COMPANY-DNU	0.340820%
213149	213149	BUSER 1-19-30XH	0322894803	LINN ENERGY HOLDINGS LLC	0.007894%
213031	213031	CALLAWAY 1-21H	0325125503	COG HOLDINGS LLC	0.006104%
707230	707230	CAROL ANN 1-14	0320130703	NEWFIELD EXPLORATION MID-CONTINENT	2.157790%
207041	207041	CAROL ANN 2-14	0320130703	NEWFIELD EXPLORATION MID-CONTINENT	2.814510%
208506	208506	CARR 1-1H	0320536803	ESPERANZA RESOURCES CORP.	0.153991%
213189	213189	CG 1-20-17XH	0320115403	MARATHON OIL COMPANY	0.264141%
213189	213189	CG 1-20-17XH	0323388103	QEP ENERGY COMPANY	0.697484%
212227	212227	CHALFANT 1-7H	0320045603	XTO ENERGY INC	2.326736%
212243	212243	CHARLES 1-36H	0320540003	CHESAPEAKE ROYALTY LLC	0.683594%
212243	212243	CHARLES 1-36H	0322548203	QEP RESOURCES INC	1.611328%
213230	213230	CHEEK 1-20H	0320131903	NOBLE ENERGY INC	0.292969%
920061	920061	CHET 1-19 SWD	0310000003	CONTINENTAL RESOURCES INC	2.206111%
920061	920061	CHET 1-19 SWD	0320554703	CLEAR ENERGY LTD.	0.073860%
920061	920061	CHET 1-19 SWD	203083	CHESAPEAKE MID-CONTINENT CORP.	0.082487%
801880	801880	CHILES #1-22(PLUGGED)	0321428203	ONRR FOR BIA - DEP OF THE INTERIOR	5.208331%
212251	212251	CLAUDINE 1-29-32XH	0320120203	BURLINGTON RESOURCES OIL & GAS CO	1.458093%
212251	212251	CLAUDINE 1-29-32XH	0320137603	PANHANDLE OIL AND GAS INC.	0.016651%
212251	212251	CLAUDINE 1-29-32XH	0321769603	^PEC MINERALS L.P. - DO NOT USE	0.026642%
212251	212251	CLAUDINE 1-29-32XH	0322894803	LINN ENERGY HOLDINGS LLC	0.054001%
207090	207090	COATS 1-4H	0320130703	NEWFIELD EXPLORATION MID-CONTINENT	1.177842%
829120	829120	COLLINS 1-26	0321428003	OFFICE OF NATURAL RESOURCES REVENUE	4.687500%
920310	920310	CONLEY, B. A. #1-27(PLUGGED)	0321554703	ONEOK RESOURCES COMPANY	0.087891%
920310	920310	CONLEY, B. A. #1-27(PLUGGED)	756391	TEXACO EXPLORATION & PRODUCTION, IN	2.246093%
212664	212664	CONNELL 1-13-12XH	0310000503	THE MINERAL RESOURCES COMPANY	0.021824%
448710	448710	COOK #1	0320051703	DEVON SFS OPERATING, INC.	0.706641%

Strack v Continental Resources Inc.
Well-by-Well Detail of Excluded Owners from Sub-Class 1
(Sorted by Well)

Exhibit 2

WELL_NBR	On Class W	WELL_NAME	OWNER_NBR	OWNER_NAME	Royalty Interest
214426	214426	COOLEY 1-24H	0320018403	BLACK STONE MINERALS COMPANY LP	0.878906%
214426	214426	COOLEY 1-24H	0320115403	MARATHON OIL COMPANY	0.279018%
214426	214426	COOLEY 1-24H	0320137603	PANHANDLE OIL AND GAS INC.	0.146484%
214426	214426	COOLEY 1-24H	0322894803	LINN ENERGY HOLDINGS LLC	0.024414%
545670	545670	COOPER #1-20(SOLD)	0321428203	ONRR FOR BIA - DEP OF THE INTERIOR	1.875000%
213506	213506	COPELAND 1-36H	0321769603	^PEC MINERALS L.P. - DO NOT USE	0.625000%
210735	210735	CORLEY 1-21H	0320056503	EXXONMOBIL OIL CORPORATION	1.171875%
210735	210735	CORLEY 1-21H	0320137603	PANHANDLE OIL AND GAS INC.	0.927734%
210735	210735	CORLEY 1-21H	0322894803	LINN ENERGY HOLDINGS LLC	0.008545%
559650	559650	CORWIN B 1-29	0320187703	UNIT PETROLEUM COMPANY	0.021700%
559650	559650	CORWIN B 1-29	0321773203	SABINE ROYALTY TRUST	0.584110%
210440	210440	COSBY 1-13H	0320115403	MARATHON OIL COMPANY	0.009766%
210440	210440	COSBY 1-13H	0321619303	CONOCOPHILLIPS COMPANY	0.922851%
213534	213534	COSBY 2-13H	0320115403	MARATHON OIL COMPANY	0.009766%
213534	213534	COSBY 2-13H	0321619303	CONOCOPHILLIPS COMPANY	0.230713%
803340	803340	COX A #1(SOLD)	0310000003	CONTINENTAL RESOURCES INC	0.114600%
210328	210328	CRAWFORD 1-33H	0310000403	^THE MINERAL RESOURCES COMPANY-DNU	0.937500%
210720	210720	CROOM 1-33H	0320137603	PANHANDLE OIL AND GAS INC.	0.056966%
210720	210720	CROOM 1-33H	0322254103	BURLINGTON RESOURCES O&G CO. LP	0.217457%
210720	210720	CROOM 1-33H	0322894803	LINN ENERGY HOLDINGS LLC	0.004433%
811310	811310	CURTIN 1-28	0321428203	ONRR FOR BIA - DEP OF THE INTERIOR	2.465975%
209224	209224	DELPHIA 1-34H	0320137603	PANHANDLE OIL AND GAS INC.	0.048828%
209224	209224	DELPHIA 1-34H	0320540003	CHESAPEAKE ROYALTY LLC	0.009766%
206310	206310	DENTON 1-26	0320060103	ENCORE OPERATING LP	1.562500%
206310	206310	DENTON 1-26	0321428203	ONRR FOR BIA - DEP OF THE INTERIOR	1.250000%
209222	209222	DEVERO 1-28H	0321769603	^PEC MINERALS L.P. - DO NOT USE	8.281250%
282400	282400	DICK, STELLA 1	219271	UNION PACIFIC RESOURCES COMPANY	6.250000%
212237	212237	DICKSON 1-21H	0320130703	NEWFIELD EXPLORATION MID-CONTINENT	0.292969%
282430	282430	DIERKSEN, RUTH #1 & #2	0320045603	XTO ENERGY INC	1.979166%
282430	282430	DIERKSEN, RUTH #1 & #2	0320550203	^OXY USA, INC. - DO NOT USE	4.166670%
282430	282430	DIERKSEN, RUTH #1 & #2	547123	CROSS TIMBERS OIL COMPANY, LP	2.083333%
212646	212646	DIXON 1-10-15XH	0325338303	^MMS RESOURCES LLC - DO NOT USE	0.004877%
206653	206653	DODSON 1-10H	0310000003	CONTINENTAL RESOURCES INC	0.292969%
206653	206653	DODSON 1-10H	0320130703	NEWFIELD EXPLORATION MID-CONTINENT	0.024414%
472180	472180	DORIS 1-15 (PLUGGED)	0310000003	CONTINENTAL RESOURCES INC	1.388890%
472180	472180	DORIS 1-15 (PLUGGED)	0320045603	XTO ENERGY INC	1.388890%
472180	472180	DORIS 1-15 (PLUGGED)	0320550203	^OXY USA, INC. - DO NOT USE	6.250000%
850010	850010	DOWNTOWN 1-7	0310000003	CONTINENTAL RESOURCES INC	0.273840%
850010	850010	DOWNTOWN 1-7	0320152403	RANGE RESOURCES LLC	0.255800%
850010	850010	DOWNTOWN 1-7	0321428003	OFFICE OF NATURAL RESOURCES REVENUE	0.194350%
850010	850010	DOWNTOWN 1-7	762579	TRINITY INDUSTRIES, INC.	0.499260%
212253	212253	DUFORT 1-1H	0320131903	NOBLE ENERGY INC	0.195313%
212253	212253	DUFORT 1-1H	0322894803	LINN ENERGY HOLDINGS LLC	0.001465%
212253	212253	DUFORT 1-1H	0325125503	COG HOLDINGS LLC	0.016276%
210669	210669	DUNCAN 1-34H	0310000403	^THE MINERAL RESOURCES COMPANY-DNU	1.171875%
210669	210669	DUNCAN 1-34H	0320137603	PANHANDLE OIL AND GAS INC.	1.171875%
213161	213161	DUNGAN 1-31-30XH	0322894803	LINN ENERGY HOLDINGS LLC	0.273480%
207065	207065	DURWARD 1-5H	0320130703	NEWFIELD EXPLORATION MID-CONTINENT	0.026290%
213162	213162	DYESS 1-1H	0320131903	NOBLE ENERGY INC	0.326152%
574291	574291	EARL #1-25(PLUGGED)	0310000003	CONTINENTAL RESOURCES INC	3.281250%
200220	200220	EDSALL 1-27	0310000403	^THE MINERAL RESOURCES COMPANY-DNU	0.297408%
637390	637390	EDWARDS G 1-19	0310000003	CONTINENTAL RESOURCES INC	0.130600%
637390	637390	EDWARDS G 1-19	0320187703	UNIT PETROLEUM COMPANY	0.017400%
516832	516832	EDWARDS H 1-32	0321773203	SABINE ROYALTY TRUST	1.171875%
210200	210200	ELIAS 1-12H	0320060303	ENCORE ENERGY PARTNERS OPERATING, L	0.781250%
201510	201510	ELLE #1	0320051703	DEVON SFS OPERATING, INC.	0.762900%
210871	210871	ELLIOTT 1-35H	0320137603	PANHANDLE OIL AND GAS INC.	0.567627%
212425	212425	ELY 1-25-36XH	0320131903	NOBLE ENERGY INC	0.654778%
940100	940100	EMMA 1-19	0310000003	CONTINENTAL RESOURCES INC	2.206111%
940100	940100	EMMA 1-19	0320554703	CLEAR ENERGY LTD.	0.073860%

Strack v Continental Resources Inc.
Well-by-Well Detail of Excluded Owners from Sub-Class 1
(Sorted by Well)

Exhibit 2

WELL_NBR	On Class W	WELL_NAME	OWNER_NBR	OWNER_NAME	Royalty Interest
940100	940100	EMMA 1-19	203083	CHESAPEAKE MID-CONTINENT CORP.	0.082487%
207286	207286	EMMA LOU 1-32H	0310000003	CONTINENTAL RESOURCES INC	0.004372%
207286	207286	EMMA LOU 1-32H	0320036903	CHESAPEAKE EXPLORATION LLC	0.058594%
213190	213190	ESTES 1-36H	0320137603	PANHANDLE OIL AND GAS INC.	0.097656%
213190	213190	ESTES 1-36H	0322894803	LINN ENERGY HOLDINGS LLC	0.016276%
880380	880380	ESTHER #1-14	0320130703	NEWFIELD EXPLORATION MID-CONTINENT	2.157790%
208264	208264	EUGENE 1-2H	0320130703	NEWFIELD EXPLORATION MID-CONTINENT	1.728447%
208264	208264	EUGENE 1-2H	0320137603	PANHANDLE OIL AND GAS INC.	0.502587%
212258	212258	EULA MAE 1-26H	0320115403	MARATHON OIL COMPANY	0.019531%
212258	212258	EULA MAE 1-26H	0322894803	LINN ENERGY HOLDINGS LLC	0.449219%
210872	210872	EVANS 1-1H	0320115403	MARATHON OIL COMPANY	0.781835%
210872	210872	EVANS 1-1H	0322894803	LINN ENERGY HOLDINGS LLC	0.160789%
210375	210375	EVICK 1-22H	0322254103	BURLINGTON RESOURCES O&G CO. LP	0.000191%
213300	213300	EWING 1-13-12XH	0322894803	LINN ENERGY HOLDINGS LLC	0.049778%
214175	214175	FARMS 1-25-36XH	0320115403	MARATHON OIL COMPANY	0.098820%
920130	920130	FEDERAL #1-14(ARBUCKLE)(PLU	0321428003	OFFICE OF NATURAL RESOURCES REVENUE	11.665230%
870130	870130	FEDERAL A 1-10	0320137603	PANHANDLE OIL AND GAS INC.	0.497150%
870130	870130	FEDERAL A 1-10	0321428003	OFFICE OF NATURAL RESOURCES REVENUE	2.343750%
870010	870010	FELDER 1-10	0310000003	CONTINENTAL RESOURCES INC	0.325520%
804585	804585	FERN #1-15(SOLD)	0321773203	SABINE ROYALTY TRUST	0.195310%
213885	213885	FIECK 1-2H	0320056503	EXXONMOBIL OIL CORPORATION	0.776783%
900090	900090	FORD 1-26	724680	SAMSON RESOURCES COMPANY	16.666667%
206530	206530	FOSTER 1-6H	0310000303	CONTINENTAL RESOURCES INC	0.180889%
206530	206530	FOSTER 1-6H	0320045603	XTO ENERGY INC	1.543340%
206530	206530	FOSTER 1-6H	0320130703	NEWFIELD EXPLORATION MID-CONTINENT	0.609053%
206530	206530	FOSTER 1-6H	0321769603	^PEC MINERALS L.P. - DO NOT USE	3.966762%
208611	208611	FOSTER 2-6H	0320045603	XTO ENERGY INC	1.543340%
208611	208611	FOSTER 2-6H	0320130703	NEWFIELD EXPLORATION MID-CONTINENT	0.609053%
208611	208611	FOSTER 2-6H	0321769603	^PEC MINERALS L.P. - DO NOT USE	3.966762%
209067	209067	FOSTER 3-6H	0320045603	XTO ENERGY INC	1.543340%
209067	209067	FOSTER 3-6H	0320130703	NEWFIELD EXPLORATION MID-CONTINENT	0.609053%
209067	209067	FOSTER 3-6H	0321769603	^PEC MINERALS L.P. - DO NOT USE	3.966762%
209068	209068	FOSTER 4-6H	0320045603	XTO ENERGY INC	1.543340%
209068	209068	FOSTER 4-6H	0320130703	NEWFIELD EXPLORATION MID-CONTINENT	0.609053%
209068	209068	FOSTER 4-6H	0321769603	^PEC MINERALS L.P. - DO NOT USE	3.966762%
209069	209069	FOSTER 5-6H	0320045603	XTO ENERGY INC	1.543340%
209069	209069	FOSTER 5-6H	0320130703	NEWFIELD EXPLORATION MID-CONTINENT	0.609053%
209069	209069	FOSTER 5-6H	0321769603	^PEC MINERALS L.P. - DO NOT USE	3.966762%
209126	209126	FOSTER 6-6H	0320045603	XTO ENERGY INC	1.543340%
209126	209126	FOSTER 6-6H	0320130703	NEWFIELD EXPLORATION MID-CONTINENT	0.609053%
209126	209126	FOSTER 6-6H	0321769603	^PEC MINERALS L.P. - DO NOT USE	3.966762%
209127	209127	FOSTER 7-6H	0320045603	XTO ENERGY INC	1.543340%
209127	209127	FOSTER 7-6H	0320130703	NEWFIELD EXPLORATION MID-CONTINENT	0.609053%
209127	209127	FOSTER 7-6H	0321769603	^PEC MINERALS L.P. - DO NOT USE	3.966762%
850002	850002	FOUNTAIN LAKE 1-12(PLUGGED	0320081103	HAROLD G HAMM REVOCABLE INTERVIVOS	0.026470%
850002	850002	FOUNTAIN LAKE 1-12(PLUGGED	0320195403	WHEATLAND OIL INC	0.338950%
328670	328670	FRANK #1-4	0320045603	XTO ENERGY INC	1.896703%
328670	328670	FRANK #1-4	0320136703	^OXY USA, INC. - DO NOT USE	5.989600%
328670	328670	FRANK #1-4	203655	CROSS TIMBERS OIL COMPANY L.P.	1.996530%
800067	800067	FRETZ #15-1(SOLD)	0321773203	SABINE ROYALTY TRUST	0.195320%
850004	850004	FRISCO #1-6(PLUGGED)	0310000003	CONTINENTAL RESOURCES INC	0.051120%
214306	214306	FRIZZELL 1-10H	0320540003	CHESAPEAKE ROYALTY LLC	0.029766%
214306	214306	FRIZZELL 1-10H	0321096203	IMPERIAL OIL COMPANY	1.001000%
214306	214306	FRIZZELL 1-10H	0321773203	SABINE ROYALTY TRUST	0.585938%
207343	207343	GABERINO 1-28H	0320036903	CHESAPEAKE EXPLORATION LLC	0.292969%
207343	207343	GABERINO 1-28H	0320045603	XTO ENERGY INC	1.660933%
214122	214122	GALVIN 1-22-27XH	0320137603	PANHANDLE OIL AND GAS INC.	0.297147%
850003	850003	GARLAND 1	0310000003	CONTINENTAL RESOURCES INC	0.968970%
850003	850003	GARLAND 1	0320152403	RANGE RESOURCES LLC	0.268970%
210485	210485	GARY 1-33H	0310000403	^THE MINERAL RESOURCES COMPANY-DNU	1.660323%

Strack v Continental Resources Inc.
Well-by-Well Detail of Excluded Owners from Sub-Class 1
(Sorted by Well)

Exhibit 2

WELL_NBR	On Class W	WELL_NAME	OWNER_NBR	OWNER_NAME	Royalty Interest
210507	210507	GATHER 1-9H	0320194603	KERR-MCGEE OIL & GAS ONSHORE LP	0.195313%
866470	866470	GAU TRUST #1-2	0310000003	CONTINENTAL RESOURCES INC	0.018750%
214059	214059	GEORGE 1-17H	0322894803	LINN ENERGY HOLDINGS LLC	0.008138%
930350	930350	GLADYS 1-24	0310000003	CONTINENTAL RESOURCES INC	0.260417%
213764	213764	GOFF 1-15-10XH	0320540003	CHESAPEAKE ROYALTY LLC	0.013335%
213764	213764	GOFF 1-15-10XH	0321096203	IMPERIAL OIL COMPANY	0.448437%
213764	213764	GOFF 1-15-10XH	0321773203	SABINE ROYALTY TRUST	0.262494%
213764	213764	GOFF 1-15-10XH	0323388103	QEP ENERGY COMPANY	0.188676%
213764	213764	GOFF 1-15-10XH	0324197503	DORCHESTER MINERALS OKLAHOMA LP	0.862517%
860004	860004	GORE PARK 1-8	0310000003	CONTINENTAL RESOURCES INC	0.050800%
850011	850011	GOVERNMENT SPRINGS 1-8	0310000003	CONTINENTAL RESOURCES INC	0.105608%
212596	212596	GREEN ACRES 1-36H	0320018403	BLACK STONE MINERALS COMPANY LP	0.156250%
212596	212596	GREEN ACRES 1-36H	0322894803	LINN ENERGY HOLDINGS LLC	0.027127%
980280	980280	GREENE 1-32	0320137603	PANHANDLE OIL AND GAS INC.	1.611328%
980280	980280	GREENE 1-32	0322379303	^DEVON ENERGY PRODUCTION COMPANY LP	0.781250%
210734	210734	GRIPI 1-22	0320137603	PANHANDLE OIL AND GAS INC.	0.292969%
203400	203400	GROENDYKE 1-10	0320973003	HARVEST OIL AND GAS	0.130210%
205600	205600	HAJEK 1-17	0321428203	ONRR FOR BIA - DEP OF THE INTERIOR	9.013309%
540000	540000	HAKEN 1-29(SOLD)	0310000003	CONTINENTAL RESOURCES INC	0.781250%
662590	662590	HAMM 1-14	0320081103	HAROLD G HAMM REVOCABLE INTERVIVOS	5.210000%
210314	210314	HANSELL 1-3-34XH	0322894803	LINN ENERGY HOLDINGS LLC	0.000640%
206320	206320	HARDEN 1-20H	0320130703	NEWFIELD EXPLORATION MID-CONTINENT	0.390625%
207222	207222	HARDEN 2-20H	0320130703	NEWFIELD EXPLORATION MID-CONTINENT	0.390625%
207223	207223	HARDEN 3-20H	0320130703	NEWFIELD EXPLORATION MID-CONTINENT	0.390625%
207224	207224	HARDEN 4-20H	0320130703	NEWFIELD EXPLORATION MID-CONTINENT	0.390625%
569000	569000	HARDY #1	0321096203	IMPERIAL OIL COMPANY	0.260410%
210568	210568	HARRISON 1-16H	0310000403	^THE MINERAL RESOURCES COMPANY-DNU	0.292969%
212624	212624	HATCHETT 1-27H	0320131903	NOBLE ENERGY INC	0.183105%
213256	213256	HAVENS 1-23-26XH	0323388103	QEP ENERGY COMPANY	0.018599%
213256	213256	HAVENS 1-23-26XH	0324197503	DORCHESTER MINERALS OKLAHOMA LP	0.342215%
213256	213256	HAVENS 1-23-26XH	0325697103	BARON ENERGY INC	0.080492%
610760	610760	HAY 1-16	501701	UNION PACIFIC OIL & GAS COMPANY	0.952150%
214420	214420	HAYHURST 1H	0320045603	XTO ENERGY INC	0.061810%
213950	213950	HECKENBERG 1-19-30XH	0310000403	^THE MINERAL RESOURCES COMPANY-DNU	0.410610%
910160	910160	HEINRICH #1-19(PLUGGED)	0310000003	CONTINENTAL RESOURCES INC	2.206111%
910160	910160	HEINRICH #1-19(PLUGGED)	0320554703	CLEAR ENERGY LTD.	0.073860%
910160	910160	HEINRICH #1-19(PLUGGED)	203083	CHESAPEAKE MID-CONTINENT CORP.	0.082487%
282530	282530	HENNEKE, J. H. #1	0320045603	XTO ENERGY INC	1.979166%
282530	282530	HENNEKE, J. H. #1	547123	CROSS TIMBERS OIL COMPANY, LP	2.083333%
210746	210746	HERRING 1-7H	0320040503	DEVON ENERGY PRODUCTION CO LP	0.798722%
210746	210746	HERRING 1-7H	0320137603	PANHANDLE OIL AND GAS INC.	1.996805%
457870	457870	HERTZLER 1-23	0320051703	DEVON SFS OPERATING, INC.	0.450000%
453750	453750	HERTZLER A 1-2	216244	SANTA FE SNYDER CORPORATION	0.729500%
208254	208254	HIGHTOWER 1-29	0320120703	^BURLINGTON SANTA FE RAILROAD - DNU	0.029298%
208254	208254	HIGHTOWER 1-29	0321373503	MC MINERAL COMPANY LLC	5.468750%
208254	208254	HIGHTOWER 1-29	0321769603	^PEC MINERALS L.P. - DO NOT USE	0.097198%
920120	920120	HILL D #1-15	0320137603	PANHANDLE OIL AND GAS INC.	0.007320%
920120	920120	HILL D #1-15	0321773203	SABINE ROYALTY TRUST	0.019500%
210477	210477	HIPPARD 1-31H	0320040503	DEVON ENERGY PRODUCTION CO LP	0.397481%
210477	210477	HIPPARD 1-31H	0320137603	PANHANDLE OIL AND GAS INC.	0.492215%
210477	210477	HIPPARD 1-31H	0320549803	CIMAREX ENERGY CO.	0.397482%
800018	800018	HOBBS 30-5	0310000003	CONTINENTAL RESOURCES INC	0.867920%
800018	800018	HOBBS 30-5	0321619303	CONOCOPHILLIPS COMPANY	1.757810%
206545	206545	HOLDER 1-5H	0320137603	PANHANDLE OIL AND GAS INC.	0.734810%
206545	206545	HOLDER 1-5H	0321769603	^PEC MINERALS L.P. - DO NOT USE	1.254076%
208350	208350	HOLDER 2-5H	0320137603	PANHANDLE OIL AND GAS INC.	0.734810%
208350	208350	HOLDER 2-5H	0321769603	^PEC MINERALS L.P. - DO NOT USE	1.254076%
900508	900508	HOLLIS 1-10	0320045603	XTO ENERGY INC	2.052869%
900508	900508	HOLLIS 1-10	0320550203	^OXY USA, INC. - DO NOT USE	1.539652%
210136	210136	HOLSTEIN 1-27H	0310000403	^THE MINERAL RESOURCES COMPANY-DNU	0.585938%

Strack v Continental Resources Inc.
Well-by-Well Detail of Excluded Owners from Sub-Class 1
(Sorted by Well)

Exhibit 2

WELL_NBR	On Class W	WELL_NAME	OWNER_NBR	OWNER_NAME	Royalty Interest
214526	214526	HONEYCUTT 10-22-15XH	0320115403	MARATHON OIL COMPANY	0.105250%
214526	214526	HONEYCUTT 10-22-15XH	0320130703	NEWFIELD EXPLORATION MID-CONTINENT	0.001079%
214526	214526	HONEYCUTT 10-22-15XH	0320137603	PANHANDLE OIL AND GAS INC.	0.064766%
214526	214526	HONEYCUTT 10-22-15XH	0324683303	CONTINENTAL EXPLORATION LLC	0.000180%
212014	212014	HONEYCUTT 1-22H	0320130703	NEWFIELD EXPLORATION MID-CONTINENT	0.001628%
212014	212014	HONEYCUTT 1-22H	0320137603	PANHANDLE OIL AND GAS INC.	0.097656%
212014	212014	HONEYCUTT 1-22H	0321769603	^PEC MINERALS L.P. - DO NOT USE	1.640625%
212014	212014	HONEYCUTT 1-22H	0324683303	CONTINENTAL EXPLORATION LLC	0.000271%
213611	213611	HONEYCUTT 3-22-15XH	0320115403	MARATHON OIL COMPANY	0.123531%
213611	213611	HONEYCUTT 2-22-15XH	0320130703	NEWFIELD EXPLORATION MID-CONTINENT	0.000984%
213611	213611	HONEYCUTT 2-22-15XH	0320137603	PANHANDLE OIL AND GAS INC.	0.059053%
213611	213611	HONEYCUTT 2-22-15XH	0324683303	CONTINENTAL EXPLORATION LLC	0.000164%
213612	213612	HONEYCUTT 3-22-15XH	0320115403	MARATHON OIL COMPANY	0.023063%
213612	213612	HONEYCUTT 3-22-15XH	0320130703	NEWFIELD EXPLORATION MID-CONTINENT	0.001507%
213612	213612	HONEYCUTT 3-22-15XH	0320137603	PANHANDLE OIL AND GAS INC.	0.090449%
213612	213612	HONEYCUTT 3-22-15XH	0324683303	CONTINENTAL EXPLORATION LLC	0.000251%
213613	213613	HONEYCUTT 4-22-15XH	0320115403	MARATHON OIL COMPANY	0.102906%
213613	213613	HONEYCUTT 4-22-15XH	0320130703	NEWFIELD EXPLORATION MID-CONTINENT	0.001092%
213613	213613	HONEYCUTT 4-22-15XH	0320137603	PANHANDLE OIL AND GAS INC.	0.065498%
213613	213613	HONEYCUTT 4-22-15XH	0324683303	CONTINENTAL EXPLORATION LLC	0.000182%
213614	213614	HONEYCUTT 5-22-15XH	0320115403	MARATHON OIL COMPANY	0.156125%
213614	213614	HONEYCUTT 5-22-15XH	0320130703	NEWFIELD EXPLORATION MID-CONTINENT	0.000814%
213614	213614	HONEYCUTT 5-22-15XH	0320137603	PANHANDLE OIL AND GAS INC.	0.048867%
213614	213614	HONEYCUTT 5-22-15XH	0324683303	CONTINENTAL EXPLORATION LLC	0.000136%
213615	213615	HONEYCUTT 6-22-15XH	0320115403	MARATHON OIL COMPANY	0.104031%
213615	213615	HONEYCUTT 6-22-15XH	0320130703	NEWFIELD EXPLORATION MID-CONTINENT	0.001086%
213615	213615	HONEYCUTT 6-22-15XH	0320137603	PANHANDLE OIL AND GAS INC.	0.065146%
213615	213615	HONEYCUTT 6-22-15XH	0324683303	CONTINENTAL EXPLORATION LLC	0.000181%
213616	213616	HONEYCUTT 7-22-15XH	0320115403	MARATHON OIL COMPANY	0.102719%
213616	213616	HONEYCUTT 7-22-15XH	0320130703	NEWFIELD EXPLORATION MID-CONTINENT	0.001093%
213616	213616	HONEYCUTT 7-22-15XH	0320137603	PANHANDLE OIL AND GAS INC.	0.065557%
213616	213616	HONEYCUTT 7-22-15XH	0324683303	CONTINENTAL EXPLORATION LLC	0.000182%
213617	213617	HONEYCUTT 8-22-15XH	0320115403	MARATHON OIL COMPANY	0.013281%
213617	213617	HONEYCUTT 8-22-15XH	0320130703	NEWFIELD EXPLORATION MID-CONTINENT	0.001558%
213617	213617	HONEYCUTT 8-22-15XH	0320137603	PANHANDLE OIL AND GAS INC.	0.093506%
213617	213617	HONEYCUTT 8-22-15XH	0324683303	CONTINENTAL EXPLORATION LLC	0.000260%
214525	214525	HONEYCUTT 9-22-15XH	0320115403	MARATHON OIL COMPANY	0.103031%
214525	214525	HONEYCUTT 9-22-15XH	0320130703	NEWFIELD EXPLORATION MID-CONTINENT	0.001091%
214525	214525	HONEYCUTT 9-22-15XH	0320137603	PANHANDLE OIL AND GAS INC.	0.065459%
214525	214525	HONEYCUTT 9-22-15XH	0324683303	CONTINENTAL EXPLORATION LLC	0.000182%
207122	207122	HOUK 1-15H	0320045603	XTO ENERGY INC	0.459228%
980230	980230	HOWRY #1-33 (DRYHOLE)	0322042803	^QUESTAR EXPLORATION & PROD-DNU	0.390625%
980231	980231	HOWRY #1-33ST (PLUGGED)	0322042803	^QUESTAR EXPLORATION & PROD-DNU	0.390625%
214621	214621	HOWRY TRUST 1-20H	0320131903	NOBLE ENERGY INC	0.292969%
207470	207470	HUDSON 1-9H	0320045603	XTO ENERGY INC	2.003906%
830055	830055	HUFFSTUTLAR A 21-10	0310000003	CONTINENTAL RESOURCES INC	7.910156%
830055	830055	HUFFSTUTLAR A 21-10	0320130703	NEWFIELD EXPLORATION MID-CONTINENT	1.953125%
210199	210199	HUMPHREYS 1-2H	0320040503	DEVON ENERGY PRODUCTION CO LP	0.135006%
210199	210199	HUMPHREYS 1-2H	0320121003	^BURLINGTON-NORTHERN AND - DO NOT U	0.627178%
210199	210199	HUMPHREYS 1-2H	0320549803	CIMAREX ENERGY CO.	0.135006%
210199	210199	HUMPHREYS 1-2H	0321773203	SABINE ROYALTY TRUST	1.161056%
213033	213033	HUNDLEY 1-20H	0322576703	EXXON MOBIL CORPORATION	0.732422%
213033	213033	HUNDLEY 1-20H	0325125503	COG HOLDINGS LLC	0.027466%
802280	802280	HUNTZINGER #2-13(SOLD)	0310000003	CONTINENTAL RESOURCES INC	0.512695%
801970	801970	HUSTED #1-18(SOLD)	0321428003	OFFICE OF NATURAL RESOURCES REVENUE	7.500000%
801980	801980	HUSTED #2-18(SOLD)	0321428003	OFFICE OF NATURAL RESOURCES REVENUE	7.500000%
210493	210493	IGO 1-27H	0322894803	LINN ENERGY HOLDINGS LLC	0.039876%
214277	214277	INCE 1-21H	0320130703	NEWFIELD EXPLORATION MID-CONTINENT	0.292969%
213951	213951	IRETA 1-4-9XH	0320040503	DEVON ENERGY PRODUCTION CO LP	0.378452%
213951	213951	IRETA 1-4-9XH	0320549803	CIMAREX ENERGY CO.	0.147475%

Strack v Continental Resources Inc.
Well-by-Well Detail of Excluded Owners from Sub-Class 1
(Sorted by Well)

Exhibit 2

WELL_NBR	On Class W	WELL_NAME	OWNER_NBR	OWNER_NAME	Royalty Interest
210451	210451	IVINS 1-25H	0310000403	^THE MINERAL RESOURCES COMPANY-DNU	0.073242%
210724	210724	J D 1-25H	0310000403	^THE MINERAL RESOURCES COMPANY-DNU	0.858691%
207276	207276	JACKSON 1-8H	0320060303	ENCORE ENERGY PARTNERS OPERATING, L	0.017826%
207276	207276	JACKSON 1-8H	0320137603	PANHANDLE OIL AND GAS INC.	0.732422%
207475	207475	JASON 1-20H	0320130703	NEWFIELD EXPLORATION MID-CONTINENT	0.195312%
214276	214276	JEANNA 1-24H	0320115403	MARATHON OIL COMPANY	0.009766%
214276	214276	JEANNA 1-24H	0322894803	LINN ENERGY HOLDINGS LLC	0.013802%
214552	214552	JEANNA 2-24H	0320115403	MARATHON OIL COMPANY	0.009766%
214552	214552	JEANNA 2-24H	0322894803	LINN ENERGY HOLDINGS LLC	0.013802%
214555	214555	JEANNA 5-24H	0320115403	MARATHON OIL COMPANY	0.009766%
214555	214555	JEANNA 5-24H	0322894803	LINN ENERGY HOLDINGS LLC	0.013802%
214556	214556	JEANNA 6-24H	0320115403	MARATHON OIL COMPANY	0.009766%
214556	214556	JEANNA 6-24H	0322894803	LINN ENERGY HOLDINGS LLC	0.013802%
210483	210483	JENNA 1-21H	0310000403	^THE MINERAL RESOURCES COMPANY-DNU	0.390625%
210483	210483	JENNA 1-21H	0320137603	PANHANDLE OIL AND GAS INC.	0.390625%
213276	213276	JERRY 1-15H	0320115403	MARATHON OIL COMPANY	0.156250%
207274	207274	JIMMY 1-6H	0320060303	ENCORE ENERGY PARTNERS OPERATING, L	1.265212%
207274	207274	JIMMY 1-6H	0320137603	PANHANDLE OIL AND GAS INC.	0.193162%
970210	970210	JOE #1-35(SOLD)	0310000003	CONTINENTAL RESOURCES INC	0.365627%
213931	213931	JONES BAY 1-7-6XH	0310000403	^THE MINERAL RESOURCES COMPANY-DNU	0.443146%
213931	213931	JONES BAY 1-7-6XH	0320549803	CIMAREX ENERGY CO.	0.291672%
860005	860005	JONESVILLE 1-7	0310000003	CONTINENTAL RESOURCES INC	0.167266%
860005	860005	JONESVILLE 1-7	0320051703	DEVON SFS OPERATING, INC.	0.361409%
860005	860005	JONESVILLE 1-7	0320081103	HAROLD G HAMM REVOCABLE INTERVIVOS	0.562126%
860005	860005	JONESVILLE 1-7	0320120203	BURLINGTON RESOURCES OIL & GAS CO	1.225750%
860005	860005	JONESVILLE 1-7	0320152403	RANGE RESOURCES LLC	0.527248%
860005	860005	JONESVILLE 1-7	0321443303	MOBIL OIL CORPORATION	0.033825%
210323	210323	JUSTICE 1-15H	0310000403	^THE MINERAL RESOURCES COMPANY-DNU	0.130208%
213928	213928	KALSU 1-35-2-11XH	0310000403	^THE MINERAL RESOURCES COMPANY-DNU	0.024328%
213928	213928	KALSU 1-35-2-11XH	0320040503	DEVON ENERGY PRODUCTION CO LP	0.137115%
213928	213928	KALSU 1-35-2-11XH	0320549803	CIMAREX ENERGY CO.	0.137406%
213928	213928	KALSU 1-35-2-11XH	0321773203	SABINE ROYALTY TRUST	0.590850%
210687	210687	KARLYN 1-29H	0320045603	XTO ENERGY INC	0.260417%
210333	210333	KARNS 1-4H	0320060103	ENCORE OPERATING LP	0.388006%
213130	213130	KEELE 1-22-21XH	0320115403	MARATHON OIL COMPANY	0.652322%
213130	213130	KEELE 1-22-21XH	0322894803	LINN ENERGY HOLDINGS LLC	0.001830%
213130	213130	KEELE 1-22-21XH	0325697103	BARON ENERGY INC	0.131947%
213130	213130	KEELE 1-22-21XH	0326352403	MARATHON RESOURCES CORP	0.203699%
434600	434600	KELLOGG 1-14	0321428003	OFFICE OF NATURAL RESOURCES REVENUE	2.265152%
203610	203610	KELLY 1-30	0321428203	ONRR FOR BIA - DEP OF THE INTERIOR	1.116827%
850007	850007	KENWOOD 1-7(PLUGGED)	0320398703	^BLACK STONE MINERALS COMPANY-DNU	1.613430%
850007	850007	KENWOOD 1-7(PLUGGED)	682466	ONEOK INC	0.019380%
453560	453560	KERNS B 1-2	0320018403	BLACK STONE MINERALS COMPANY LP	0.356250%
453560	453560	KERNS B 1-2	0320051703	DEVON SFS OPERATING, INC.	0.356300%
453570	453570	KERNS C 1-2	213452	PIONEER NATURAL RESOURCES USA, INC.	0.356800%
207200	207200	KIMBERLY 1-11H	0310000303	CONTINENTAL RESOURCES INC	0.817969%
207188	207188	KINCAID 1-29H	0320549803	CIMAREX ENERGY CO.	0.585938%
207188	207188	KINCAID 1-29H	0321769603	^PEC MINERALS L.P. - DO NOT USE	2.901563%
451490	451490	KINER A 1-2	213039	PIONEER RESOURCES PRODUCING L.P.	0.030400%
214209	214209	KL FULTON 1-21H	0320137603	PANHANDLE OIL AND GAS INC.	0.927734%
214209	214209	KL FULTON 1-21H	0322894803	LINN ENERGY HOLDINGS LLC	0.008545%
214209	214209	KL FULTON 1-21H	0325368503	EXXON MOBIL CORP C/O XTO ENERGY INC	1.171875%
210436	210436	KNOX 1-1H	0320005303	ANADARKO E&P ONSHORE LLC	5.000000%
206415	206415	KOEHN 1-14	0320130703	NEWFIELD EXPLORATION MID-CONTINENT	2.814510%
609170	609170	KUNKEL #1 (SOLD)	0310000003	CONTINENTAL RESOURCES INC	1.250000%
940500	940500	LAKE CARL BLACKWELL UNIT(SC	0320051703	DEVON SFS OPERATING, INC.	0.148442%
940500	940500	LAKE CARL BLACKWELL UNIT(SC	0321096203	IMPERIAL OIL COMPANY	0.022774%
806045	806045	LAMB 1-19	0310000003	CONTINENTAL RESOURCES INC	0.064161%
214278	214278	LANGWORTHY 1-33H	0320137603	PANHANDLE OIL AND GAS INC.	0.056966%
214278	214278	LANGWORTHY 1-33H	0322254103	BURLINGTON RESOURCES O&G CO. LP	0.217457%

Strack v Continental Resources Inc.
Well-by-Well Detail of Excluded Owners from Sub-Class 1
(Sorted by Well)

Exhibit 2

WELL_NBR	On Class W	WELL_NAME	OWNER_NBR	OWNER_NAME	Royalty Interest
214278	214278	LANGWORTHY 1-33H	0322894803	LINN ENERGY HOLDINGS LLC	0.004433%
214242	214242	LARUSCH 1-1H	0320005303	ANADARKO E&P ONSHORE LLC	5.000000%
202490	202490	LEATHERMAN 1-10	0320973003	HARVEST OIL AND GAS	0.130210%
213272	213272	LEDA SPARKS 1-33H	0320115403	MARATHON OIL COMPANY	0.099876%
213272	213272	LEDA SPARKS 1-33H	0320137603	PANHANDLE OIL AND GAS INC.	0.020372%
213272	213272	LEDA SPARKS 1-33H	0320263103	^ANADARKO PETROLEUM CORP - DNU	0.537108%
210182	210182	LENARD 1-18H	0310000403	^THE MINERAL RESOURCES COMPANY-DNU	1.926201%
210182	210182	LENARD 1-18H	0321773203	SABINE ROYALTY TRUST	0.382073%
210182	210182	LENARD 1-18H	0322894803	LINN ENERGY HOLDINGS LLC	1.485661%
850012	850012	LENOX 1-6	0310000003	CONTINENTAL RESOURCES INC	0.015970%
850012	850012	LENOX 1-6	0320051703	DEVON SFS OPERATING, INC.	0.527320%
850012	850012	LENOX 1-6	0320152403	RANGE RESOURCES LLC	0.406570%
206650	206650	LINDA 1-24H	0320130703	NEWFIELD EXPLORATION MID-CONTINENT	0.878906%
213779	213779	LINDA ANN 1-27-22XH	0310000403	^THE MINERAL RESOURCES COMPANY-DNU	0.299824%
213779	213779	LINDA ANN 1-27-22XH	0320040503	DEVON ENERGY PRODUCTION CO LP	0.009410%
213779	213779	LINDA ANN 1-27-22XH	0320137603	PANHANDLE OIL AND GAS INC.	1.329088%
801680	801680	LISLE UNIT(SOLD)	0322043003	^QUESTAR EXPLORATION & PROD-DNU	2.988910%
209228	209228	LONESTAR 1-4HS	0320036903	CHESAPEAKE EXPLORATION LLC	0.058711%
212578	212578	LOVE 1-26-23XH	0320130703	NEWFIELD EXPLORATION MID-CONTINENT	0.000147%
213927	213927	LOVELACE FARMS 1-29-20XH	0310000403	^THE MINERAL RESOURCES COMPANY-DNU	0.997575%
212045	212045	LOWRANCE 1-10H	0321773203	SABINE ROYALTY TRUST	2.640625%
206652	206652	LUNA 1-18H	0310000003	CONTINENTAL RESOURCES INC	0.009962%
206652	206652	LUNA 1-18H	0320024103	BP AMERICA PRODUCTION COMPANY	0.001133%
206652	206652	LUNA 1-18H	0320040503	DEVON ENERGY PRODUCTION CO LP	0.006893%
206652	206652	LUNA 1-18H	0320130703	NEWFIELD EXPLORATION MID-CONTINENT	0.537122%
207216	207216	LUNA 2-18H	0320130703	NEWFIELD EXPLORATION MID-CONTINENT	0.537122%
207217	207217	LUNA 3-18H	0320130703	NEWFIELD EXPLORATION MID-CONTINENT	0.537122%
207218	207218	LUNA 4-18H	0320130703	NEWFIELD EXPLORATION MID-CONTINENT	0.537122%
206667	206667	LYDIA 1-11 (PLUGGED)	0321432503	ONRR - DEPT OF INTERIOR	10.000000%
214305	214305	LYLE LAND 1-25H	0320115403	MARATHON OIL COMPANY	0.019531%
214219	214219	LYNN 1-13H	0320115403	MARATHON OIL COMPANY	0.009766%
214219	214219	LYNN 1-13H	0321619303	CONOCOPHILLIPS COMPANY	0.230713%
812250	812250	MAJORS 1-6	0310000403	^THE MINERAL RESOURCES COMPANY-DNU	0.847660%
524820	524820	MARCY 1-9(SOLD)	0320136703	^OXY USA, INC. - DO NOT USE	6.250000%
524820	524820	MARCY 1-9(SOLD)	203655	CROSS TIMBERS OIL COMPANY L.P.	1.388890%
970230	970230	MARGARET #1-35(SOLD)	0310000003	CONTINENTAL RESOURCES INC	0.365627%
214272	214272	MARIE GREGORY 1-29H	0320137603	PANHANDLE OIL AND GAS INC.	0.117188%
207149	207149	MARILYN 1-29H	0320036903	CHESAPEAKE EXPLORATION LLC	0.333509%
207149	207149	MARILYN 1-29H	0320045603	XTO ENERGY INC	0.390625%
214547	214547	MARTHA SKID 1-35H	0320137603	PANHANDLE OIL AND GAS INC.	0.378418%
207055	207055	MARY 1-6H	0321428103	DEPARTMENT OF THE INTERIOR-MMS	0.019587%
910060	910060	MARY ELLEN 1-22	0322548203	QEP RESOURCES INC	0.390625%
930312	930312	MASON 2-26	0320137603	PANHANDLE OIL AND GAS INC.	1.123048%
940260	940260	MASSEY #1-19(PLUGGED)	0320045603	XTO ENERGY INC	0.515440%
574830	574830	MATHESON #1-32(SOLD)	0320120203	BURLINGTON RESOURCES OIL & GAS CO	0.260391%
802210	802210	MATHIS-GRIFFITH #1-13(SOLD)	213039	PIONEER RESOURCES PRODUCING L.P.	5.625000%
930060	930060	MATLI A 1-32	0320137603	PANHANDLE OIL AND GAS INC.	1.757810%
930060	930060	MATLI A 1-32	552449	DEVON ENERGY CORPORATION (NEVADA)	0.781250%
213952	213952	MATLI BROTHERS 2-24-13XH	0310000403	^THE MINERAL RESOURCES COMPANY-DNU	0.132860%
213744	213744	MCBRYDE 1-26-23XH	0320018403	BLACK STONE MINERALS COMPANY LP	0.650977%
213744	213744	MCBRYDE 1-26-23XH	0320115403	MARATHON OIL COMPANY	0.102296%
213744	213744	MCBRYDE 1-26-23XH	0320137603	PANHANDLE OIL AND GAS INC.	0.007364%
213744	213744	MCBRYDE 1-26-23XH	0322894803	LINN ENERGY HOLDINGS LLC	0.023597%
208360	208360	MCCALLA 1-11H	0322894803	LINN ENERGY HOLDINGS LLC	0.068750%
282730	282730	MCDONALD, GERTRUDE N. UNI'	0320045603	XTO ENERGY INC	0.556776%
282730	282730	MCDONALD, GERTRUDE N. UNI'	547123	CROSS TIMBERS OIL COMPANY, LP	0.586080%
209064	209064	MCEVOY 1-2H	0322894803	LINN ENERGY HOLDINGS LLC	0.038857%
704130	704130	MCMEEKEN 1-36	0320045603	XTO ENERGY INC	1.979166%
704130	704130	MCMEEKEN 1-36	0325681003	OXY USA INC	6.770840%
207123	207123	MCWHORTER 1-3H	0321769603	^PEC MINERALS L.P. - DO NOT USE	0.311101%

Strack v Continental Resources Inc.
Well-by-Well Detail of Excluded Owners from Sub-Class 1
(Sorted by Well)

Exhibit 2

WELL_NBR	On Class W	WELL_NAME	OWNER_NBR	OWNER_NAME	Royalty Interest
213039	213039	MEADORS 1-28H	0320137603	PANHANDLE OIL AND GAS INC.	0.244141%
213039	213039	MEADORS 1-28H	0320187703	UNIT PETROLEUM COMPANY	0.463867%
805315	805315	MERCER-HALLMARK UNIT(SOLD)	0310000003	CONTINENTAL RESOURCES INC	0.046120%
203080	203080	MESSMAN 1	0320973003	HARVEST OIL AND GAS	0.130210%
606661	606661	MEYER 1-23	0310000003	CONTINENTAL RESOURCES INC	0.024420%
206656	206656	MEYER 2-23	0310000003	CONTINENTAL RESOURCES INC	0.024420%
206682	206682	MEYER TRUST 1-13H	0320115403	MARATHON OIL COMPANY	1.464844%
551860	551860	MEYER UNIT 1-32	0320131903	NOBLE ENERGY INC	0.781250%
551860	551860	MEYER UNIT 1-32	0321773203	SABINE ROYALTY TRUST	0.312500%
551860	551860	MEYER UNIT 1-32	205698	GOTHIC ENERGY CORPORATION	0.005860%
551860	551860	MEYER UNIT 1-32	756393	TEXACO EXPLORATION & PRODUCTION INC	0.048840%
278230	278230	MIILLER #1 #2 #3 -36 (PLUGGED)	0321566703	^OXY USA, INC. - DO NOT USE	2.083330%
278230	278230	MIILLER #1 #2 #3 -36 (PLUGGED)	547121	XTO ENERGY INC	0.694447%
278231	278231	MIILLER #1-#2-#3-36 (PLUGGED)	0320045603	XTO ENERGY INC	0.694447%
210873	210873	MILLS 1-21H	0320137603	PANHANDLE OIL AND GAS INC.	0.244141%
207054	207054	MORGAN 1-17H	0310000303	CONTINENTAL RESOURCES INC	0.146484%
900500	900500	MOSIER FARM UNIT	0320045603	XTO ENERGY INC	1.950226%
900500	900500	MOSIER FARM UNIT	0325681003	OXY USA INC	1.539652%
575830	575830	MUEGGENBORG #1-5(SOLD)	0310000003	CONTINENTAL RESOURCES INC	3.200750%
900400	900400	MYRTLE #1-23(PLUGGED)	0320045603	XTO ENERGY INC	0.937500%
214258	214258	NANCY J 1-28H	0320130703	NEWFIELD EXPLORATION MID-CONTINENT	0.450614%
214258	214258	NANCY J 1-28H	0322894803	LINN ENERGY HOLDINGS LLC	0.060156%
970350	970350	NAULT 1-32	0320137603	PANHANDLE OIL AND GAS INC.	1.611328%
970350	970350	NAULT 1-32	0322379303	^DEVON ENERGY PRODUCTION COMPANY LP	0.781250%
970220	970220	NEDBALEK #1-35(SOLD)	0310000003	CONTINENTAL RESOURCES INC	0.365627%
575160	575160	NELLE #1-21(SOLD)	0310000003	CONTINENTAL RESOURCES INC	3.200750%
213133	213133	NELSON 1-22-15XH	0322894803	LINN ENERGY HOLDINGS LLC	0.005578%
206526	206526	NELSON 1-31H	0320137603	PANHANDLE OIL AND GAS INC.	1.608855%
206526	206526	NELSON 1-31H	0321769603	^PEC MINERALS L.P. - DO NOT USE	14.142185%
800820	800820	NEWBERN NO. 1(SOLD)	0321773203	SABINE ROYALTY TRUST	0.625000%
212260	212260	NEWY 1-24H	0320115403	MARATHON OIL COMPANY	0.009766%
212260	212260	NEWY 1-24H	0322894803	LINN ENERGY HOLDINGS LLC	0.027604%
210684	210684	NIGHTENGALE 1-16H	0322894803	LINN ENERGY HOLDINGS LLC	0.004068%
210684	210684	NIGHTENGALE 1-16H	0323388103	QEP ENERGY COMPANY	0.634766%
206515	206515	NIGHTINGALE 1-14	0320130703	NEWFIELD EXPLORATION MID-CONTINENT	2.814510%
201110	201110	O'BRIEN #1-16	0310000003	CONTINENTAL RESOURCES INC	0.781250%
212658	212658	OCEANA 1-17-8XH	0320131903	NOBLE ENERGY INC	0.704438%
212658	212658	OCEANA 1-17-8XH	0325125503	COG HOLDINGS LLC	0.130699%
210492	210492	OLSON 1-22H	0321619303	CONOCOPHILLIPS COMPANY	0.652371%
210492	210492	OLSON 1-22H	0322894803	LINN ENERGY HOLDINGS LLC	0.001033%
421800	421800	OSBORNE 1-25	0310000003	CONTINENTAL RESOURCES INC	0.454920%
477220	477220	OUTHIER-SPRINGER #1(SOLD)	0310000003	CONTINENTAL RESOURCES INC	12.499900%
910320	910320	PACIFIC 1-21	0321769603	^PEC MINERALS L.P. - DO NOT USE	18.750000%
212144	212144	PAINTER 1-19H	0320540003	CHESAPEAKE ROYALTY LLC	0.015111%
212144	212144	PAINTER 1-19H	0322894803	LINN ENERGY HOLDINGS LLC	0.444191%
201130	201130	PARKER 1-10	0320137603	PANHANDLE OIL AND GAS INC.	0.497150%
201130	201130	PARKER 1-10	0321428003	OFFICE OF NATURAL RESOURCES REVENUE	2.343750%
212008	212008	PARNELL 1-3H	0322894803	LINN ENERGY HOLDINGS LLC	0.024360%
207019	207019	PASQUALI 1-30H	0322548203	QEP RESOURCES INC	0.578052%
208389	208389	PASQUALI 2-30H	0322548203	QEP RESOURCES INC	0.578052%
208390	208390	PASQUALI 3-30H	0322548203	QEP RESOURCES INC	0.578052%
208391	208391	PASQUALI 4-30H	0322548203	QEP RESOURCES INC	0.578052%
208400	208400	PASQUALI 5-30H	0322548203	QEP RESOURCES INC	0.578052%
208401	208401	PASQUALI 6-30H	0322548203	QEP RESOURCES INC	0.578052%
208402	208402	PASQUALI 7-30H	0322548203	QEP RESOURCES INC	0.578052%
208403	208403	PASQUALI 8-30H	0322548203	QEP RESOURCES INC	0.578052%
206140	206140	PATCHELL, OW 2	0321619303	CONOCOPHILLIPS COMPANY	6.250000%
226610	226610	PATCHELL, OW 3-25	0321619303	CONOCOPHILLIPS COMPANY	6.250000%
802670	802670	PATZKOWSKY #1-15(PLUGGED)	0321520703	NOBLE ENERGY INC	1.630870%
210762	210762	PAYNE 1-10H	0320549803	CIMAREX ENERGY CO.	0.153809%

Strack v Continental Resources Inc.
Well-by-Well Detail of Excluded Owners from Sub-Class 1
(Sorted by Well)

Exhibit 2

WELL_NBR	On Class W	WELL_NAME	OWNER_NBR	OWNER_NAME	Royalty Interest
278260	278260	PETERMAN#1, #2, #3, #4-PLUG	0320045603	XTO ENERGY INC	0.363307%
278260	278260	PETERMAN#1, #2, #3, #4-PLUG	0321566703	^OXY USA, INC. - DO NOT USE	1.089930%
210331	210331	PETERS 1-31H	0321773203	SABINE ROYALTY TRUST	2.438107%
606630	606630	PETERSON 1-23	0310000003	CONTINENTAL RESOURCES INC	0.024420%
210508	210508	PHILLIPS 1-4H	0320154603	RESERVE PETROLEUM COMPANY	0.589567%
206180	206180	PHIPPS 1-8	0310000303	CONTINENTAL RESOURCES INC	1.000000%
207030	207030	PINKERTON 1-8	0321432503	ONRR - DEPT OF INTERIOR	3.625000%
212583	212583	PIPKIN 1-28H	0322894803	LINN ENERGY HOLDINGS LLC	0.109375%
860002	860002	PLAINSMAN 1-18	0310000003	CONTINENTAL RESOURCES INC	0.030971%
212118	212118	PLATO 1-16H	0322894803	LINN ENERGY HOLDINGS LLC	0.007460%
214134	214134	POTEET 10-17-20XH	0320131903	NOBLE ENERGY INC	0.854824%
214134	214134	POTEET 10-17-20XH	0320162803	SAMSON RESOURCES COMPANY	0.056285%
214134	214134	POTEET 10-17-20XH	0322894803	LINN ENERGY HOLDINGS LLC	0.037992%
214134	214134	POTEET 10-17-20XH	0324197503	DORCHESTER MINERALS OKLAHOMA LP	0.401328%
210432	210432	POTEET 1-17H	0324197503	DORCHESTER MINERALS OKLAHOMA LP	0.585938%
213597	213597	POTEET 2-17-20XH	0320131903	NOBLE ENERGY INC	0.890684%
213597	213597	POTEET 2-17-20XH	0320162803	SAMSON RESOURCES COMPANY	0.058646%
213597	213597	POTEET 2-17-20XH	0322894803	LINN ENERGY HOLDINGS LLC	0.039586%
213597	213597	POTEET 2-17-20XH	0324197503	DORCHESTER MINERALS OKLAHOMA LP	0.385989%
213598	213598	POTEET 3-17-20XH	0320131903	NOBLE ENERGY INC	0.950625%
213598	213598	POTEET 3-17-20XH	0320162803	SAMSON RESOURCES COMPANY	0.062593%
213598	213598	POTEET 3-17-20XH	0322894803	LINN ENERGY HOLDINGS LLC	0.042250%
213598	213598	POTEET 3-17-20XH	0324197503	DORCHESTER MINERALS OKLAHOMA LP	0.358750%
213599	213599	POTEET 4-17-20XH	0320131903	NOBLE ENERGY INC	1.127461%
213599	213599	POTEET 4-17-20XH	0320162803	SAMSON RESOURCES COMPANY	0.074236%
213599	213599	POTEET 4-17-20XH	0322894803	LINN ENERGY HOLDINGS LLC	0.050109%
213599	213599	POTEET 4-17-20XH	0324197503	DORCHESTER MINERALS OKLAHOMA LP	0.280156%
213600	213600	POTEET 5-17-20XH	0320131903	NOBLE ENERGY INC	1.110586%
213600	213600	POTEET 5-17-20XH	0320162803	SAMSON RESOURCES COMPANY	0.073125%
213600	213600	POTEET 5-17-20XH	0322894803	LINN ENERGY HOLDINGS LLC	0.049359%
213600	213600	POTEET 5-17-20XH	0324197503	DORCHESTER MINERALS OKLAHOMA LP	0.287656%
213601	213601	POTEET 6-17-20XH	0320131903	NOBLE ENERGY INC	1.105840%
213601	213601	POTEET 6-17-20XH	0320162803	SAMSON RESOURCES COMPANY	0.072812%
213601	213601	POTEET 6-17-20XH	0322894803	LINN ENERGY HOLDINGS LLC	0.049148%
213601	213601	POTEET 6-17-20XH	0324197503	DORCHESTER MINERALS OKLAHOMA LP	0.289766%
213602	213602	POTEET 7-17-20XH	0320131903	NOBLE ENERGY INC	1.113925%
213602	213602	POTEET 7-17-20XH	0320162803	SAMSON RESOURCES COMPANY	0.073345%
213602	213602	POTEET 7-17-20XH	0322894803	LINN ENERGY HOLDINGS LLC	0.049508%
213602	213602	POTEET 7-17-20XH	0324197503	DORCHESTER MINERALS OKLAHOMA LP	0.286172%
213603	213603	POTEET 8-17-20XH	0320131903	NOBLE ENERGY INC	0.679395%
213603	213603	POTEET 8-17-20XH	0320162803	SAMSON RESOURCES COMPANY	0.044734%
213603	213603	POTEET 8-17-20XH	0322894803	LINN ENERGY HOLDINGS LLC	0.030195%
213603	213603	POTEET 8-17-20XH	0324197503	DORCHESTER MINERALS OKLAHOMA LP	0.479297%
214133	214133	POTEET 9-17-20XH	0320131903	NOBLE ENERGY INC	1.043261%
214133	214133	POTEET 9-17-20XH	0320162803	SAMSON RESOURCES COMPANY	0.068692%
214133	214133	POTEET 9-17-20XH	0322894803	LINN ENERGY HOLDINGS LLC	0.046366%
214133	214133	POTEET 9-17-20XH	0324197503	DORCHESTER MINERALS OKLAHOMA LP	0.317578%
207214	207214	PRATT 3-17H	0310000303	CONTINENTAL RESOURCES INC	0.098086%
210573	210573	PRESTON 1-24H	0310000403	^THE MINERAL RESOURCES COMPANY-DNU	0.288387%
207350	207350	PRICE 2-22H	0321769603	^PEC MINERALS L.P. - DO NOT USE	2.929688%
830070	830070	PRICE A 22-7-10	0321769603	^PEC MINERALS L.P. - DO NOT USE	2.929688%
212026	212026	PRIM 1-22H	0322894803	LINN ENERGY HOLDINGS LLC	0.052083%
210494	210494	PYLE 1-36	0320137603	PANHANDLE OIL AND GAS INC.	0.439453%
210494	210494	PYLE 1-36	0322894803	LINN ENERGY HOLDINGS LLC	0.805665%
209063	209063	RAMSEY 1-10H	0320018403	BLACK STONE MINERALS COMPANY LP	2.487305%
214207	214207	RAMSEY TRUST 1-16-9XH	0320018403	BLACK STONE MINERALS COMPANY LP	1.444107%
214207	214207	RAMSEY TRUST 1-16-9XH	0322894803	LINN ENERGY HOLDINGS LLC	0.016355%
806720	806720	RD COAL 1-31H	0320120203	BURLINGTON RESOURCES OIL & GAS CO	0.512348%
806720	806720	RD COAL 1-31H	0321769603	^PEC MINERALS L.P. - DO NOT USE	1.611374%
209341	209341	REDWOOD 1-10H	0310000403	^THE MINERAL RESOURCES COMPANY-DNU	0.032552%

Strack v Continental Resources Inc.
Well-by-Well Detail of Excluded Owners from Sub-Class 1
(Sorted by Well)

Exhibit 2

WELL_NBR	On Class W	WELL_NAME	OWNER_NBR	OWNER_NAME	Royalty Interest
210233	210233	RIDENHOUR 1-23H	0320137603	PANHANDLE OIL AND GAS INC.	0.770834%
210027	210027	RILEY 1-28H	0322894803	LINN ENERGY HOLDINGS LLC	0.060156%
209205	209205	RINEHART 1-26H	0320137603	PANHANDLE OIL AND GAS INC.	0.813802%
212625	212625	RITTER 1-3-34XH	0320131903	NOBLE ENERGY INC	0.032532%
805885	805885	RIVER 1-19	0310000003	CONTINENTAL RESOURCES INC	0.064161%
210337	210337	ROACH 1-4H	0310000403	^THE MINERAL RESOURCES COMPANY-DNU	0.115951%
210869	210869	ROBINSON 1-15H	0323388103	QEP ENERGY COMPANY	3.417969%
860003	860003	ROCK ISLAND 1-18	0310000003	CONTINENTAL RESOURCES INC	0.087622%
860003	860003	ROCK ISLAND 1-18	0320195403	WHEATLAND OIL INC	0.259502%
210313	210313	RODGERS 1-11-2XH	0310000403	^THE MINERAL RESOURCES COMPANY-DNU	0.337929%
210313	210313	RODGERS 1-11-2XH	0320115403	MARATHON OIL COMPANY	0.388734%
210313	210313	RODGERS 1-11-2XH	0322894803	LINN ENERGY HOLDINGS LLC	0.000429%
638990	638990	RODNEY #2-21(SOLD)	0310000003	CONTINENTAL RESOURCES INC	3.200760%
575250	575250	RODNEY A 1-21(SOLD)	0310000003	CONTINENTAL RESOURCES INC	3.200750%
210339	210339	ROMACK 1-3H	0310000403	^THE MINERAL RESOURCES COMPANY-DNU	1.268937%
207201	207201	RONALD 1-10H	0320130703	NEWFIELD EXPLORATION MID-CONTINENT	0.608724%
606660	606660	ROYSE 1-23	0310000003	CONTINENTAL RESOURCES INC	0.036620%
870007	870007	RUFUS 1-10 (PLUGGED)	0320137603	PANHANDLE OIL AND GAS INC.	0.497150%
870007	870007	RUFUS 1-10 (PLUGGED)	0321428003	OFFICE OF NATURAL RESOURCES REVENUE	2.343750%
206340	206340	RUFUS 1-10A	0320137603	PANHANDLE OIL AND GAS INC.	0.497150%
206340	206340	RUFUS 1-10A	0321428003	OFFICE OF NATURAL RESOURCES REVENUE	2.343750%
542650	542650	RUND A #1(SOLD)	691218	PHILLIPS PETROLEUM CO.	5.468750%
206467	206467	RUSHING 1-7H	0310000303	CONTINENTAL RESOURCES INC	0.024742%
576990	576990	RUTH 1-12	0320018403	BLACK STONE MINERALS COMPANY LP	7.031250%
210256	210256	RYCROFT 1-11H	0310000403	^THE MINERAL RESOURCES COMPANY-DNU	0.013021%
930180	930180	SAM 1-19	0310000003	CONTINENTAL RESOURCES INC	2.206111%
930180	930180	SAM 1-19	0320554703	CLEAR ENERGY LTD.	0.073860%
930180	930180	SAM 1-19	203083	CHESAPEAKE MID-CONTINENT CORP.	0.082487%
397290	397290	SANTA 1-17(SOLD)	756391	TEXACO EXPLORATION & PRODUCTION, IN	0.781250%
860001	860001	SANTA FE 1-5	0320051703	DEVON SFS OPERATING, INC.	3.104553%
860001	860001	SANTA FE 1-5	0320152403	RANGE RESOURCES LLC	0.068247%
210172	210172	SARATOGA 1-24H	0310000403	^THE MINERAL RESOURCES COMPANY-DNU	1.754554%
210056	210056	SARATOGA 1-25H	0310000403	^THE MINERAL RESOURCES COMPANY-DNU	1.787342%
521840	521840	SARKEYS #1-21(SOLD)	0321098603	^SABINE ROYALTY TRUST - DO NOT USE	18.750000%
214785	214785	SAWYER 1-23H	0310000403	^THE MINERAL RESOURCES COMPANY-DNU	0.248933%
214785	214785	SAWYER 1-23H	0320130703	NEWFIELD EXPLORATION MID-CONTINENT	0.488281%
214785	214785	SAWYER 1-23H	0321773203	SABINE ROYALTY TRUST	0.312500%
214785	214785	SAWYER 1-23H	0322894803	LINN ENERGY HOLDINGS LLC	0.307798%
213999	213999	SCHANTZ 1-5-8XH	0310000403	^THE MINERAL RESOURCES COMPANY-DNU	0.014693%
213999	213999	SCHANTZ 1-5-8XH	0320137603	PANHANDLE OIL AND GAS INC.	0.427433%
213999	213999	SCHANTZ 1-5-8XH	0320549803	CIMAREX ENERGY CO.	0.861733%
203640	203640	SCHEFFLER 1-21	0310000003	CONTINENTAL RESOURCES INC	3.125000%
214208	214208	SCHOOF 1-17H	0322576703	EXXON MOBIL CORPORATION	1.406252%
493150	493150	SCHROEDER 1-28	0321773203	SABINE ROYALTY TRUST	1.562500%
493150	493150	SCHROEDER 1-28	0322548203	QEP RESOURCES INC	2.447920%
214220	214220	SCOTT TRUST 1-15H	0323388103	QEP ENERGY COMPANY	0.341797%
214220	214220	SCOTT TRUST 1-15H	0324197503	DORCHESTER MINERALS OKLAHOMA LP	1.562500%
210715	210715	SEYLER 1-15	0310000403	^THE MINERAL RESOURCES COMPANY-DNU	0.130208%
212587	212587	SHAW 1-12H	0322894803	LINN ENERGY HOLDINGS LLC	0.001221%
210812	210812	SHIFFLETT 1-1-36XH	0310000403	^THE MINERAL RESOURCES COMPANY-DNU	0.067113%
210812	210812	SHIFFLETT 1-1-36XH	0320040503	DEVON ENERGY PRODUCTION CO LP	0.146990%
210812	210812	SHIFFLETT 1-1-36XH	0320549803	CIMAREX ENERGY CO.	0.149141%
802440	802440	SHOCKEY #1-32(SOLD)	748235	ST MARY OPERATING COMPANY	3.216330%
208585	208585	SHOEMAKER 1-33	0310000403	^THE MINERAL RESOURCES COMPANY-DNU	1.660323%
210683	210683	SHORTYS PLACE 1-2XH	0310000403	^THE MINERAL RESOURCES COMPANY-DNU	0.018737%
210683	210683	SHORTYS PLACE 1-2XH	0310000503	THE MINERAL RESOURCES COMPANY	0.184440%
805030	805030	SIMONS 1-16	0310000003	CONTINENTAL RESOURCES INC	0.011575%
805030	805030	SIMONS 1-16	0320149203	QUESTAR EXPLORATION AND PRODUCTION	0.195000%
805030	805030	SIMONS 1-16	0321773203	SABINE ROYALTY TRUST	0.390700%
201260	201260	SINCLAIR #1-21 NO LONGER USI	0321428203	ONRR FOR BIA - DEP OF THE INTERIOR	5.000000%

Strack v Continental Resources Inc.
Well-by-Well Detail of Excluded Owners from Sub-Class 1
(Sorted by Well)

Exhibit 2

WELL_NBR	On Class W	WELL_NAME	OWNER_NBR	OWNER_NAME	Royalty Interest
212119	212119	SINGER 1-18-7XH	0322576703	EXXON MOBIL CORPORATION	0.217032%
212119	212119	SINGER 1-18-7XH	0322894803	LINN ENERGY HOLDINGS LLC	0.260003%
213649	213649	SINGER 2-18-7XH	0322576703	EXXON MOBIL CORPORATION	0.133145%
213649	213649	SINGER 2-18-7XH	0322894803	LINN ENERGY HOLDINGS LLC	0.396986%
214462	214462	SKELTON 1-22-15XH	0320024103	BP AMERICA PRODUCTION COMPANY	0.080174%
214462	214462	SKELTON 1-22-15XH	0320045603	XTO ENERGY INC	0.106586%
214462	214462	SKELTON 1-22-15XH	0320131903	NOBLE ENERGY INC	0.105863%
214462	214462	SKELTON 1-22-15XH	0320137603	PANHANDLE OIL AND GAS INC.	0.023232%
214462	214462	SKELTON 1-22-15XH	0320690703	DI ENERGY, INC.	0.158793%
214462	214462	SKELTON 1-22-15XH	0322576703	EXXON MOBIL CORPORATION	0.211724%
214462	214462	SKELTON 1-22-15XH	0325125503	COG HOLDINGS LLC	0.044725%
214462	214462	SKELTON 1-22-15XH	0325697103	BARON ENERGY INC	0.026356%
213307	213307	SKYE 1-19-18-7XH	0320131903	NOBLE ENERGY INC	0.077141%
213307	213307	SKYE 1-19-18-7XH	0321520703	NOBLE ENERGY INC	0.084089%
505200	505200	SOUTHER #1-31 (PLUGGED)	0310000003	CONTINENTAL RESOURCES INC	0.485830%
505200	505200	SOUTHER #1-31 (PLUGGED)	0321098603	^SABINE ROYALTY TRUST - DO NOT USE	3.150560%
210808	210808	SPARKS 1-27H	0320137603	PANHANDLE OIL AND GAS INC.	0.305176%
210026	210026	STANDRIDGE 1-32H	0322894803	LINN ENERGY HOLDINGS LLC	0.207568%
724590	724590	STATE D 1-36(PLUGGED)	0320187703	UNIT PETROLEUM COMPANY	0.520840%
724590	724590	STATE D 1-36(PLUGGED)	0320690703	DI ENERGY, INC.	0.520840%
724590	724590	STATE D 1-36(PLUGGED)	0321773203	SABINE ROYALTY TRUST	0.830080%
950300	950300	STEERS 2-11	0321773203	SABINE ROYALTY TRUST	0.097656%
950300	950300	STEERS 2-11	552449	DEVON ENERGY CORPORATION (NEVADA)	0.020068%
960220	960220	STEVENS #1-35 (SOLD)	0310000003	CONTINENTAL RESOURCES INC	0.365627%
212259	212259	STEWART RANCH 1-34-27XH	0320137603	PANHANDLE OIL AND GAS INC.	0.414504%
212259	212259	STEWART RANCH 1-34-27XH	0322894803	LINN ENERGY HOLDINGS LLC	0.006527%
980340	980340	STRACK 1-28	0310000403	^THE MINERAL RESOURCES COMPANY-DNU	1.171876%
980340	980340	STRACK 1-28	0321769603	^PEC MINERALS L.P. - DO NOT USE	4.687500%
214760	214760	TANNENBAUM 1-23H	0320115403	MARATHON OIL COMPANY	0.039062%
214760	214760	TANNENBAUM 1-23H	0320137603	PANHANDLE OIL AND GAS INC.	0.097657%
214760	214760	TANNENBAUM 1-23H	0321373503	MC MINERAL COMPANY LLC	0.073242%
214760	214760	TANNENBAUM 1-23H	0321773203	SABINE ROYALTY TRUST	0.146484%
214760	214760	TANNENBAUM 1-23H	0322894803	LINN ENERGY HOLDINGS LLC	0.000237%
212645	212645	TAYLOR MADE 1-35-26XH	0320131903	NOBLE ENERGY INC	0.137360%
212645	212645	TAYLOR MADE 1-35-26XH	0320137603	PANHANDLE OIL AND GAS INC.	0.041843%
207125	207125	TED 1-5H	0320024103	BP AMERICA PRODUCTION COMPANY	1.165393%
207125	207125	TED 1-5H	0325681003	OXY USA INC	1.189866%
910240	910240	TERRY #1-34(PLUGGED)	0320045603	XTO ENERGY INC	0.347222%
910240	910240	TERRY #1-34(PLUGGED)	0320136703	^OXY USA, INC. - DO NOT USE	2.083333%
910240	910240	TERRY #1-34(PLUGGED)	0320554703	CLEAR ENERGY LTD.	0.488282%
803470	803470	THARP 1-16	0320137603	PANHANDLE OIL AND GAS INC.	0.878910%
802450	802450	THOMAS #1-27(SOLD)	0320582803	CONTINENTAL OPERATING CO.	13.792194%
802450	802450	THOMAS #1-27(SOLD)	CONTIN	CONTINENTAL OPERATING CO.	0.059610%
712300	712300	THOMAS A 1-2	0320051703	DEVON SFS OPERATING, INC.	1.418000%
213855	213855	THURSTON 1-35H	0322894803	LINN ENERGY HOLDINGS LLC	0.077125%
801580	801580	TOHO STATE UNIT #1(SOLD)	0310000003	CONTINENTAL RESOURCES INC	7.731484%
801580	801580	TOHO STATE UNIT #1(SOLD)	501898	APACHE CORPORATION	11.018900%
840001	840001	TOM 1-11(SOLD)	0320149203	QUESTAR EXPLORATION AND PRODUCTION	0.625030%
212569	212569	TRIPLE RIMER 1-35-26XH	0322894803	LINN ENERGY HOLDINGS LLC	0.039227%
212569	212569	TRIPLE RIMER 1-35-26XH	0324683303	CONTINENTAL EXPLORATION LLC	0.003821%
210463	210463	TROOK 1-1H	0310000403	^THE MINERAL RESOURCES COMPANY-DNU	0.878906%
606620	606620	TRUST 1-23	0310000003	CONTINENTAL RESOURCES INC	0.024420%
606620	606620	TRUST 1-23	0320036903	CHESAPEAKE EXPLORATION LLC	0.481250%
207349	207349	TUCKER 2-26H	0320060303	ENCORE ENERGY PARTNERS OPERATING, L	0.073242%
207349	207349	TUCKER 2-26H	0320130703	NEWFIELD EXPLORATION MID-CONTINENT	0.366211%
830060	830060	TUCKER A 26A-4	0320060103	ENCORE OPERATING LP	0.073242%
830060	830060	TUCKER A 26A-4	0320130703	NEWFIELD EXPLORATION MID-CONTINENT	0.366211%
207471	207471	TYSON 1-16H	0320045603	XTO ENERGY INC	1.001953%
212122	212122	VANARKEL 1-15H	0323388103	QEP ENERGY COMPANY	0.312500%
807750	807750	VELMA #1-19 WSW	0321443303	MOBIL OIL CORPORATION	12.500000%

Strack v Continental Resources Inc.
Well-by-Well Detail of Excluded Owners from Sub-Class 1
(Sorted by Well)

Exhibit 2

WELL_NBR	On Class W	WELL_NAME	OWNER_NBR	OWNER_NAME	Royalty Interest
210809	210809	VESTA MARIE 1-29H	0320137603	PANHANDLE OIL AND GAS INC.	0.117188%
662600	662600	VICKI K 1-10	0320137603	PANHANDLE OIL AND GAS INC.	0.497160%
662600	662600	VICKI K 1-10	0321428003	OFFICE OF NATURAL RESOURCES REVENUE	2.343750%
207057	207057	VIOLET 1-31	0321428203	ONRR FOR BIA - DEP OF THE INTERIOR	5.428388%
210335	210335	VIRGIL 1-30H	0310000403	^THE MINERAL RESOURCES COMPANY-DNU	0.011941%
210335	210335	VIRGIL 1-30H	0320045603	XTO ENERGY INC	0.252750%
806040	806040	VIRGINIA 1-19	0310000003	CONTINENTAL RESOURCES INC	0.064161%
627740	627740	VON TUNGELN 1-20	0320037703	CHESAPEAKE EXPLORATION, L.L.C.	0.195310%
627740	627740	VON TUNGELN 1-20	0321520703	NOBLE ENERGY INC	1.367190%
940240	940240	WAGNON #1-21 (SOLD)	0320137603	PANHANDLE OIL AND GAS INC.	0.390625%
210498	210498	WANZER 1-28H	0320056503	EXXONMOBIL OIL CORPORATION	1.953123%
805835	805835	WATSON 1-19	0310000003	CONTINENTAL RESOURCES INC	0.064161%
850001	850001	WAVERLY 1-12	0310000003	CONTINENTAL RESOURCES INC	0.137700%
206666	206666	WAYNE 1-24	0310000403	^THE MINERAL RESOURCES COMPANY-DNU	4.687500%
201280	201280	WEBBER 1-19	0321428203	ONRR FOR BIA - DEP OF THE INTERIOR	2.477542%
800060	800060	WEBER 25-1(SOLD)	0320007103	APACHE CORPORATION	12.500000%
848990	848990	WELLS 1-6 CADDO	0320137603	PANHANDLE OIL AND GAS INC.	4.687500%
742740	742740	WELLS 1-6 DEWEY	0321773203	SABINE ROYALTY TRUST	0.393103%
742740	742740	WELLS 1-6 DEWEY	555305	DI ENERGY, INC.	0.129562%
207275	207275	WESLEY ADAMS 1-36H	0320120203	BURLINGTON RESOURCES OIL & GAS CO	0.131836%
207275	207275	WESLEY ADAMS 1-36H	0320137603	PANHANDLE OIL AND GAS INC.	0.097657%
207275	207275	WESLEY ADAMS 1-36H	0322548203	QEP RESOURCES INC	0.048828%
212043	212043	WHATLEY 1-20H	0320131903	NOBLE ENERGY INC	1.757812%
212043	212043	WHATLEY 1-20H	0320162803	SAMSON RESOURCES COMPANY	0.057870%
212043	212043	WHATLEY 1-20H	0322894803	LINN ENERGY HOLDINGS LLC	0.078125%
213604	213604	WHATLEY 2-20H	0320131903	NOBLE ENERGY INC	1.757812%
213604	213604	WHATLEY 2-20H	0320162803	SAMSON RESOURCES COMPANY	0.057870%
213604	213604	WHATLEY 2-20H	0322894803	LINN ENERGY HOLDINGS LLC	0.078125%
511290	511290	WICKERT 1-20	0320018403	BLACK STONE MINERALS COMPANY LP	0.325520%
511290	511290	WICKERT 1-20	0321428003	OFFICE OF NATURAL RESOURCES REVENUE	0.781250%
207089	207089	WILBANKS 1-32H	0310000303	CONTINENTAL RESOURCES INC	0.329590%
207089	207089	WILBANKS 1-32H	0320130703	NEWFIELD EXPLORATION MID-CONTINENT	0.219727%
213032	213032	WILBERN 1-15H	0320130703	NEWFIELD EXPLORATION MID-CONTINENT	0.006330%
213032	213032	WILBERN 1-15H	0320137603	PANHANDLE OIL AND GAS INC.	0.223214%
213032	213032	WILBERN 1-15H	0321520703	NOBLE ENERGY INC	1.041667%
212009	212009	WILKERSON 1-20H	0325368503	EXXON MOBIL CORP C/O XTO ENERGY INC	1.098633%
212662	212662	WILKINS 1-29H	0325125503	COG HOLDINGS LLC	0.008138%
210682	210682	WILLIAMS 1-24H	0322894803	LINN ENERGY HOLDINGS LLC	1.367188%
207261	207261	WILSON 2-14H	0320130703	NEWFIELD EXPLORATION MID-CONTINENT	0.585938%
207261	207261	WILSON 2-14H	0321769603	^PEC MINERALS L.P. - DO NOT USE	0.167606%
208355	208355	WILSON 3-14H	0320130703	NEWFIELD EXPLORATION MID-CONTINENT	0.585938%
208355	208355	WILSON 3-14H	0321769603	^PEC MINERALS L.P. - DO NOT USE	0.167606%
208356	208356	WILSON 4-14H	0320130703	NEWFIELD EXPLORATION MID-CONTINENT	0.585938%
208356	208356	WILSON 4-14H	0321769603	^PEC MINERALS L.P. - DO NOT USE	0.167606%
206315	206315	WILSON B 14-12H	0310000003	CONTINENTAL RESOURCES INC	0.020559%
206315	206315	WILSON B 14-12H	0320130703	NEWFIELD EXPLORATION MID-CONTINENT	0.585938%
206315	206315	WILSON B 14-12H	0321769603	^PEC MINERALS L.P. - DO NOT USE	0.167606%
950070	950070	WINTERS #1-20(SOLD)	685870	OXLEY PETROLEUM	0.073241%
358040	358040	WOLFE UNIT 1-33(SOLD)	0321428103	DEPARTMENT OF THE INTERIOR-MMS	16.666670%
206699	206699	WOLOHON 1-19H	0320130703	NEWFIELD EXPLORATION MID-CONTINENT	3.246421%
206699	206699	WOLOHON 1-19H	0321769603	^PEC MINERALS L.P. - DO NOT USE	1.570735%
207219	207219	WOLOHON 2-19H	0320130703	NEWFIELD EXPLORATION MID-CONTINENT	3.246421%
207219	207219	WOLOHON 2-19H	0321769603	^PEC MINERALS L.P. - DO NOT USE	1.570735%
207220	207220	WOLOHON 3-19H	0320130703	NEWFIELD EXPLORATION MID-CONTINENT	3.246421%
207220	207220	WOLOHON 3-19H	0321769603	^PEC MINERALS L.P. - DO NOT USE	1.570735%
970360	970360	WOOD 1-24	0310000003	CONTINENTAL RESOURCES INC	0.012761%
210183	210183	WOODS 1-35H	0320040503	DEVON ENERGY PRODUCTION CO LP	0.010892%
210183	210183	WOODS 1-35H	0320549803	CIMAREX ENERGY CO.	0.010891%
212121	212121	WOOTEN 1-28H	0322254103	BURLINGTON RESOURCES O&G CO. LP	3.914213%
210255	210255	WRAY 1-1H	0320137603	PANHANDLE OIL AND GAS INC.	0.924267%

Strack v Continental Resources Inc.
Well-by-Well Detail of Excluded Owners from Sub-Class 1
(Sorted by Well)

Exhibit 2

WELL_NBR	On Class W	WELL_NAME	OWNER_NBR	OWNER_NAME	Royalty Interest
212504	212504	YELL 1-16-9XH	0320018403	BLACK STONE MINERALS COMPANY LP	1.241111%
212504	212504	YELL 1-16-9XH	0322894803	LINN ENERGY HOLDINGS LLC	0.013925%
671520	671520	YOUNG 1-23	0320045603	XTO ENERGY INC	1.979173%
671520	671520	YOUNG 1-23	0325681003	OXY USA INC	8.333330%
474630	474630	YOUNG UNIT 1-22	0321428103	DEPARTMENT OF THE INTERIOR-MMS	1.041667%
212442	212442	ZELDA 1-36H	0320131903	NOBLE ENERGY INC	1.230469%

Exhibit 3

**Strack v Continental Resources Inc.
Opt-Outs Removed from Sub-Class 1 Allocation**

Exhibit 3

OWNER_NBR	OWNER_NAME
0320039903	^CITATION 2002 INVES - DO NOT USE
0323478903	ADELLE ICE IRREV TRUST DTD 4/10/201
0320978803	ALLEN E. & RITA F. HAYDEN
0326501203	AMY AND AARON HUNTER JT
0321498003	ANDRA JO FENDER NEASE
0325792003	ANGELA KAY GRIBBLE
0326737503	AUBA LANE BAKER MAHONEY
0322526303	BEA BOWMAN
0326618303	BERTHA M NICKEL
0326684003	BERTHA M NICKEL TR DTD 8 24 06
0326603903	BETTY J WOLDRIDGE
0321644303	BEVERLY PERRY CURRIER
0324023303	BLANCHE LUCILLE SWEENEY LIFE TENANT
0326759303	BRADLEY L JONES
0323497403	BRICE NILES SCHOU
0320493203	CABCO DEVELOPMENT COMPANY
0326737403	CALDWELL 2009 REV TR DTD 5/8/09
0323004703	CASKEY FAMILY TRUST DTD 6-10-04
0323719103	CHARLES EDWARD BURRUSS
0324006203	CHRISTENSEN INVESTMENTS LLC
0324023203	CHRISTOPHER W & KARI JEAN DIDIER JT
0320550103	CITATION 2002 INVESTMENT LT - DO NO
0320039803	CITATION 2002 INVESTMENT LTD PARTNE
0320039703	CITATION 2004 INVESTMENT LTD PARTNE
0323630303	CLIFFORD & EVELYN BAKER REV. TRUST
0326619703	COFFEY LIV TR DTD 7/5/2004
0320581003	COMMISSIONERS OF THE LAND OFFICE
0326523703	DANNY RAY MASQUELIER IRREVOCABLE
0326692303	DELMAR LEE SHANTZ
0324069903	DICKEY FAMILY LLC
0326512603	DON CHRIS CHRISTENSEN
0326471803	DREW COMBS
0321114903	DWAYNE E JANZEN AND
0326619003	EDWARD SCHANTZ
0322871503	EILEEN AMES 1991 REV LIV TR
0324553303	EILIZABETH ANN LEVINSON
0327234203	EL GATO HOLDINGS LLC
0326692603	ELDON SHANTZ
0326337603	EMMA EUGENIA KIRKPATRICK FAMILY
0323763803	FAIRVIEW CEMETERY ASSOCIATION
0324005703	FERRIS JONES
0325137103	FRANK MORRIS FORD JR
0323877603	FREIDA M BECK

0322996803	GARY G JONES LIFE ESTATE
0323213403	HAL G MCKNIGHT
0324024703	HAMAR OIL AND GAS LLC
0326160303	HAROLD SLAGELL TRUST
0323993803	HAZEL SUE EDGEWORTH
590643	HELEN GHOLSTON TRUSTEE OF HELEN
0324027503	J D AMES 1991 REVOCABLE LIVING TRUS
0323763903	J.B. RICHARDSON &
0326511503	JACQUELINE JONES GRAVES
0323500003	JAMES M TISDALE
508580	JAMES M. & LULA BENTON
0326737203	JANICE K STINSON
0326744703	JANICE LYNN HUBER REV TR DTD 4 6 15
0326602903	JANICE ROWLAND HUBER
0323921403	JEA LLC
0324024903	JEFFERY LYNN HAMAR
0326814103	JIMMIE ICE AND VICKI ICE TRUST
0322057503	JO ANN WYLIE
0322932003	JOHN & LINDA BRUNDAGE LIVING
0323719003	JOHN DAVID BURRUSS
0323004603	JOHN E CASKEY
0326692403	JOY PAYNE DELEON
0326503303	KATHLEEN C WALKER TR DTD 11-18-99
0324035303	KERI DAWN DICKERSON
0326815403	KIMBERLY KAY LITSCH TYSON
0324035403	KIMBERLY KAYE LIEBSCHER
0325792103	KIMMIE DALETTA CORBIN
0322110703	L T WEST AND
0327065403	LARRY NILES & KONEA A JONES REV
0326504203	LAURA CORNELL AKA
0327324203	LESSERT LLC
0326603603	LEX MAJORS TRUST
0323993603	LINDA C GREENING
0324036603	LINDA SUE BOILEAU
0324546603	LINDA SUE MENZEL
0326471703	LISA COMBS CROSS
0326403203	LORETTA PROPPS
0326836403	LRM LAND & MINERAL INC
0320779503	LU ANN ALEXANDER
659741	LUETTA F. MINTON
0323262603	LYLE RESOURCES LLC
0321846203	MARILYN SHOOK
0326692503	MARILYN YODER
0326602803	MARK ROWLAND
0326620103	MARY KATHRYN RALSTON
0326160403	MAURICE SLAGELL TRUST FBO
0321401003	MCNEILL TRADING CORPORATION

0325399003	MERIT ENERGY PARTNERS DIII LP
0325398903	MERIT ENERGY PARTNERS III LP
0325955303	MERIT HUGOTON LP
0325628803	MERIT PARTNERS LP
0323743803	MERRILL B. BURRUSS, JR.
0326505003	MICHAEL BRYAN CORNELL, JR
0324170803	MICHAEL D JONES
0324036403	MICHAEL THOMAS CHRISTENSEN
0323497503	MICHELLE SCHOU FRYAR
0324023003	MILTON K KIRKPATRICK REVOCABLE TRST
0323012403	MONCRIEF OIL AND GAS MASTER LLC
0321403203	NEVA MCRAY
0324224503	NORMAN G SLOAN
0326604003	ODEAN HUIATT AKA BARTON HUIATT
0326276703	PAISANO ENERGY FUND I LP
0323813503	PAISANO ENERGY LLC
0323315803	PATRICIA ANN PAYNE 2006
0323499703	PATRICK T CORNELL
0325137003	PAULINE M LOVE A/K/A PAULA M LOVE
0326737303	PHYLLIS R HIGHTOWER
0326523803	PRESTON WAYNE MASQUELIER
0326602703	RAY LEE BURGMAN
0326403903	REONNA GOSSEN
0326797903	RICHARD LEE STEPHENS
0326512703	ROGER DEAN CHRISTENSEN
0326511603	RONALD EUGENE JONES
0326523603	RONNIE GENE MASQUELIER
0324311803	ROSS K PICKENS
0326603203	ROY DEE BURGMAN
0326603003	SANDRA J WYATT & JOHN L WYATT HWJT
0322981803	SARATOGA INVESTMENTS LP
0326692203	SHANTZ 4 INC
0326977003	SHARON BROWN
0326603703	SHELLY HAMAR IRREV TR DTD 12 23 14
0325255603	SHERIDAN HOLDING COMPANY I LLC
0326620603	STANLEY JAY SCHANTZ
0326505803	STEVEN AND JULIE CORNELL JT
0326620703	STEVEN B AND CAROL R WICHERT JT
0321231703	SUE ELLA KRENGER REVOCABLE TRUST
0324224803	SUE S REEVES TRUST DTD 12/20/94
0325137203	SUSAN WAGNER
0323993703	THERESA BARNES
0326618703	TURKEY TRAX TR DTD 7/7/2000
0322730003	VICKI BEASLEY
0321094803	VICKI SUE ICE, TENANTS IN COMMON
0324224903	VIRGINIA SLOAN LESSERT
0326404003	WALTER SLAGELL TRUST

792064
0326603103
0325092003

WAYNE E WOODSON LIVING TRUST
WILFRED GAROLD ROBINSON
ZELLA K HOOK 1995 REVOCABLE LIV TR

Exhibit 4

Strack v Continental Resources Inc.
Well-by-Well Detail of Opt-Outs Removed from Sub-Class 1 Allocation
(Sorted by Well)

Exhibit 4

WELL_NBR	WELL_NAME	OWNER_NBR	OWNER_NAME	Royalty Interest
214210	AC WALTERS 1-27H	0323743803	MERRILL B. BURRUSS, JR.	0.520833%
213929	AKIN 1-27-22XH	0326501203	AMY AND AARON HUNTER JT	0.292782%
213929	AKIN 1-27-22XH	0326503303	KATHLEEN C WALKER TR DTD 11-18-99	1.566986%
213929	AKIN 1-27-22XH	0326504203	LAURA CORNELL AKA	0.417515%
213929	AKIN 1-27-22XH	0326505003	MICHAEL BRYAN CORNELL, JR	0.417515%
213929	AKIN 1-27-22XH	0323813503	PAISANO ENERGY LLC	0.178234%
213929	AKIN 1-27-22XH	0323499703	PATRICK T CORNELL	0.981421%
213929	AKIN 1-27-22XH	0322981803	SARATOGA INVESTMENTS LP	0.268646%
213929	AKIN 1-27-22XH	0326505803	STEVEN AND JULIE CORNELL JT	0.292782%
210252	AMES 1-32H	0322871503	EILEEN AMES 1991 REV LIV TR	4.687500%
210252	AMES 1-32H	0323921403	JEA LLC	4.687500%
982901	AOWU TR 1	0320581003	COMMISSIONERS OF THE LAND OFFICE	18.750000%
982902	AOWU TR 2	0320581003	COMMISSIONERS OF THE LAND OFFICE	18.750000%
982903	AOWU TR 3	0320581003	COMMISSIONERS OF THE LAND OFFICE	18.750000%
982944	AOWU TR 42A	0321846203	MARILYN SHOOK	0.669642%
982945	AOWU TR 42B	0321846203	MARILYN SHOOK	0.669642%
213153	BANKS 1-12-13XH	0326276703	PAISANO ENERGY FUND I LP	0.455284%
213153	BANKS 1-12-13XH	0323813503	PAISANO ENERGY LLC	0.051306%
210334	BEADLES 1-26H	0322981803	SARATOGA INVESTMENTS LP	1.367188%
210266	BEAM 1-35H	0323719103	CHARLES EDWARD BURRUSS	0.146484%
210266	BEAM 1-35H	0323719003	JOHN DAVID BURRUSS	0.146484%
210382	BECK 1-3H	0324553303	EILIZABETH ANN LEVINSON	1.229871%
210382	BECK 1-3H	0323877603	FREIDA M BECK	2.459742%
210668	BEERS 1-7H	0323763803	FAIRVIEW CEMETERY ASSOCIATION	0.112511%
210668	BEERS 1-7H	0323763903	J.B. RICHARDSON &	2.404649%
212581	BETTY JEAN 1-8-5XH	0323213403	HAL G MCKNIGHT	0.029532%
212581	BETTY JEAN 1-8-5XH	0323813503	PAISANO ENERGY LLC	0.029532%
980300	BEVERLY 1-19	0320581003	COMMISSIONERS OF THE LAND OFFICE	3.077678%
210265	BIRT 1-13H	0323813503	PAISANO ENERGY LLC	0.026367%
214524	BREWER 1-22-27XH	0326276703	PAISANO ENERGY FUND I LP	1.082554%
214524	BREWER 1-22-27XH	0323813503	PAISANO ENERGY LLC	0.293370%
206305	BRUCE 1-15	0320581003	COMMISSIONERS OF THE LAND OFFICE	0.003047%
205760	BURNETT 1-16 (PLUGGED)	0320581003	COMMISSIONERS OF THE LAND OFFICE	14.062500%
213149	BUSER 1-19-30XH	0323719103	CHARLES EDWARD BURRUSS	0.141101%
213149	BUSER 1-19-30XH	0323719003	JOHN DAVID BURRUSS	0.141101%
213149	BUSER 1-19-30XH	0323813503	PAISANO ENERGY LLC	0.063966%
210021	CARTER 1-15H	0322932003	JOHN & LINDA BRUNDAGE LIVING	1.171875%
214645	CELESTA 1-5-32XH	0323719103	CHARLES EDWARD BURRUSS	0.109951%
214645	CELESTA 1-5-32XH	0320039803	CITATION 2002 INVESTMENT LTD PARTNE	0.009037%
214645	CELESTA 1-5-32XH	0323719003	JOHN DAVID BURRUSS	0.109951%
214645	CELESTA 1-5-32XH	0324546603	LINDA SUE MENZEL	0.005428%
214645	CELESTA 1-5-32XH	0323743803	MERRILL B. BURRUSS, JR.	0.073086%
212227	CHALFANT 1-7H	0320039803	CITATION 2002 INVESTMENT LTD PARTNE	0.194495%
212227	CHALFANT 1-7H	0323743803	MERRILL B. BURRUSS, JR.	1.564002%
212243	CHARLES 1-36H	0323262603	LYLE RESOURCES LLC	2.197266%
212243	CHARLES 1-36H	0325955303	MERIT HUGOTON LP	1.611328%
213230	CHEEK 1-20H	0320039803	CITATION 2002 INVESTMENT LTD PARTNE	0.439453%
920060	CHET 1-19 SWD	0321231703	SUE ELLA KRENGER REVOCABLE TRUST	0.001486%
213150	CIRCLE D 1-35H	0326276703	PAISANO ENERGY FUND I LP	0.432861%
800030	CLIFT-THORNTON #1-36(SOLD)	590643	HELEN GHOLSTON TRUSTEE OF HELEN	0.274656%
210263	COLBERT 1-32H	0323719103	CHARLES EDWARD BURRUSS	0.292969%
210263	COLBERT 1-32H	0323719003	JOHN DAVID BURRUSS	0.292969%
210263	COLBERT 1-32H	0324546603	LINDA SUE MENZEL	0.009846%
210441	CONDIT 1-5H	0320039803	CITATION 2002 INVESTMENT LTD PARTNE	0.027627%
210441	CONDIT 1-5H	0324546603	LINDA SUE MENZEL	0.001214%
210441	CONDIT 1-5H	0323743803	MERRILL B. BURRUSS, JR.	0.116994%
213646	CONDIT 2-5H	0320039803	CITATION 2002 INVESTMENT LTD PARTNE	0.028931%
213646	CONDIT 2-5H	0324546603	LINDA SUE MENZEL	0.001387%
213646	CONDIT 2-5H	0323743803	MERRILL B. BURRUSS, JR.	0.116994%

920310	CONLEY, B. A. #1-27(PLUGGED)	0320581003	COMMISSIONERS OF THE LAND OFFICE	2.343750%
210343	CROMWELL 1-1H	0323004703	CASKEY FAMILY TRUST DTD 6-10-04	0.888761%
210343	CROMWELL 1-1H	0326471803	DREW COMBS	1.048506%
210343	CROMWELL 1-1H	0323004603	JOHN E CASKEY	0.888761%
210343	CROMWELL 1-1H	0326471703	LISA COMBS CROSS	1.048505%
206517	CRONKHITE 1-20	0323813503	PAISANO ENERGY LLC	0.073242%
210720	CROOM 1-33H	0323813503	PAISANO ENERGY LLC	0.058867%
213038	CUNNINGHAM 1-5H	0323813503	PAISANO ENERGY LLC	0.107644%
213038	CUNNINGHAM 1-5H	0322981803	SARATOGA INVESTMENTS LP	0.273207%
210127	DANA 1-29H	0323813503	PAISANO ENERGY LLC	0.041016%
210723	DAWKINS 1-20H	0323719103	CHARLES EDWARD BURRUSS	0.107422%
210723	DAWKINS 1-20H	0323213403	HAL G MCKNIGHT	0.058594%
210723	DAWKINS 1-20H	0323719003	JOHN DAVID BURRUSS	0.107422%
210723	DAWKINS 1-20H	0323813503	PAISANO ENERGY LLC	0.066132%
213147	DAY 1-26-35XH	0326276703	PAISANO ENERGY FUND I LP	0.305167%
210504	DIDIER 1-20H	0324023203	CHRISTOPHER W & KARI JEAN DIDIER JT	5.000000%
210504	DIDIER 1-20H	0326337603	EMMA EUGENIA KIRKPATRICK FAMILY	2.500000%
210504	DIDIER 1-20H	0326814103	JIMMIE ICE AND VICKI ICE TRUST	0.146485%
210504	DIDIER 1-20H	0324023003	MILTON K KIRKPATRICK REVOCABLE TRST	2.500000%
210504	DIDIER 1-20H	0321094803	VICKI SUE ICE, TENANTS IN COMMON	0.146485%
209331	DORIS 1-25H	0322526303	BEA BOWMAN	0.468750%
213161	DUNGAN 1-31-30XH	0323743803	MERRILL B. BURRUSS, JR.	0.155561%
207065	DURWARD 1-5H	0321403203	NEVA MCRAY	0.007584%
202350	EARLENE 1-9	0321094803	VICKI SUE ICE, TENANTS IN COMMON	0.390625%
485540	EDNA 1-33 (PLUGGED)	0320581003	COMMISSIONERS OF THE LAND OFFICE	12.500000%
212425	ELY 1-25-36XH	0320039803	CITATION 2002 INVESTMENT LTD PARTNE	0.091379%
212425	ELY 1-25-36XH	0325137103	FRANK MORRIS FORD JR	1.042298%
212425	ELY 1-25-36XH	0323213403	HAL G MCKNIGHT	1.827590%
212425	ELY 1-25-36XH	0325137003	PAULINE M LOVE A/K/A PAULA M LOVE	3.956216%
212425	ELY 1-25-36XH	0325137203	SUSAN WAGNER	0.187059%
940100	EMMA 1-19	0321231703	SUE ELLA KRENGER REVOCABLE TRUST	0.001486%
213300	EWING 1-13-12XH	0323813503	PAISANO ENERGY LLC	0.248799%
214175	FARMS 1-25-36XH	0323813503	PAISANO ENERGY LLC	0.020634%
213885	FIECK 1-2H	0323719103	CHARLES EDWARD BURRUSS	0.032366%
213885	FIECK 1-2H	0323719003	JOHN DAVID BURRUSS	0.032366%
213885	FIECK 1-2H	0323743803	MERRILL B. BURRUSS, JR.	0.064732%
213155	FLANAGAN 1-26-35XH	0325955303	MERIT HUGOTON LP	1.501102%
213155	FLANAGAN 1-26-35XH	0326276703	PAISANO ENERGY FUND I LP	0.096131%
212044	FORREST 1-8H	0323719103	CHARLES EDWARD BURRUSS	0.249216%
212044	FORREST 1-8H	0320039803	CITATION 2002 INVESTMENT LTD PARTNE	1.504817%
212044	FORREST 1-8H	0323719003	JOHN DAVID BURRUSS	0.249216%
212044	FORREST 1-8H	0323743803	MERRILL B. BURRUSS, JR.	0.996864%
213541	FORREST 2-8H	0323719103	CHARLES EDWARD BURRUSS	0.249216%
213541	FORREST 2-8H	0320039803	CITATION 2002 INVESTMENT LTD PARTNE	1.492497%
213541	FORREST 2-8H	0323719003	JOHN DAVID BURRUSS	0.249216%
213541	FORREST 2-8H	0323743803	MERRILL B. BURRUSS, JR.	0.996864%
214206	GALA 1-22H	0323743803	MERRILL B. BURRUSS, JR.	0.195313%
214122	GALVIN 1-22-27XH	0323719103	CHARLES EDWARD BURRUSS	0.032114%
214122	GALVIN 1-22-27XH	0323719003	JOHN DAVID BURRUSS	0.032114%
214122	GALVIN 1-22-27XH	0323813503	PAISANO ENERGY LLC	0.014040%
850003	GARLAND 1	0320978803	ALLEN E. & RITA F. HAYDEN	0.027260%
850003	GARLAND 1	0322730003	VICKI BEASLEY	0.028630%
870110	GARNER 1-10	0320581003	COMMISSIONERS OF THE LAND OFFICE	1.743160%
214059	GEORGE 1-17H	0323213403	HAL G MCKNIGHT	0.036505%
210300	GILL 1-4H	0323813503	PAISANO ENERGY LLC	0.029151%
213764	GOFF 1-15-10XH	0325955303	MERIT HUGOTON LP	0.188676%
860004	GORE PARK 1-8	508580	JAMES M. & LULA BENTON	0.018872%
212596	GREEN ACRES 1-36H	0323813503	PAISANO ENERGY LLC	0.021973%
210734	GRIBI 1-22	0323719103	CHARLES EDWARD BURRUSS	0.048828%
210734	GRIBI 1-22	0323719003	JOHN DAVID BURRUSS	0.048828%
210391	GRIFFITH 1-31H	0323004703	CASKEY FAMILY TRUST DTD 6-10-04	0.704281%
210391	GRIFFITH 1-31H	0323004603	JOHN E CASKEY	0.704280%
210391	GRIFFITH 1-31H	0323813503	PAISANO ENERGY LLC	1.563773%
212047	GUTHERY 1-34H	0323813503	PAISANO ENERGY LLC	0.008789%

210314	HANSELL 1-3-34XH	0323813503	PAISANO ENERGY LLC	0.063001%
210452	HARPE 1-9H	0324069903	DICKEY FAMILY LLC	0.356433%
214339	HARTLEY 1-29H	0323813503	PAISANO ENERGY LLC	0.041016%
214341	HARTLEY 3-29H	0323813503	PAISANO ENERGY LLC	0.041016%
214342	HARTLEY 4-29H	0323813503	PAISANO ENERGY LLC	0.041016%
214343	HARTLEY 5-29H	0323813503	PAISANO ENERGY LLC	0.041016%
213256	HAVENS 1-23-26XH	0325955303	MERIT HUGOTON LP	0.018599%
213950	HECKENBERG 1-19-30XH	0326603903	BETTY J WOLDRIDGE	0.509299%
213950	HECKENBERG 1-19-30XH	0326744703	JANICE LYNN HUBER REV TR DTD 4 6 15	0.205267%
213950	HECKENBERG 1-19-30XH	0326602903	JANICE ROWLAND HUBER	0.076975%
213950	HECKENBERG 1-19-30XH	0326603603	LEX MAJORS TRUST	0.549459%
213950	HECKENBERG 1-19-30XH	0326602803	MARK ROWLAND	0.868738%
213950	HECKENBERG 1-19-30XH	0326604003	ODEAN HUIATT AKA BARTON HUIATT	0.521903%
213950	HECKENBERG 1-19-30XH	0326602703	RAY LEE BURGMAN	0.000077%
213950	HECKENBERG 1-19-30XH	0326603203	ROY DEE BURGMAN	0.051317%
213950	HECKENBERG 1-19-30XH	0326603003	SANDRA J WYATT & JOHN L WYATT HWJT	0.753982%
213950	HECKENBERG 1-19-30XH	0326603703	SHELLY HAMAR IRREV TR DTD 12 23 14	1.565710%
213950	HECKENBERG 1-19-30XH	0326603103	WILFRED GAROLD ROBINSON	1.480892%
210250	HELZER 1-35H	0322526303	BEA BOWMAN	1.640625%
210746	HERRING 1-7H	0324036603	LINDA SUE BOILEAU	1.222045%
210746	HERRING 1-7H	0324036403	MICHAEL THOMAS CHRISTENSEN	1.222045%
210477	HIPPARD 1-31H	0324006203	CHRISTENSEN INVESTMENTS LLC	4.904605%
210477	HIPPARD 1-31H	0324005703	FERRIS JONES	0.874211%
214526	HONEYCUTT 10-22-15XH	0320039803	CITATION 2002 INVESTMENT LTD PARTNE	0.356211%
214526	HONEYCUTT 10-22-15XH	0325955303	MERIT HUGOTON LP	0.105250%
212014	HONEYCUTT 1-22H	0320550103	CITATION 2002 INVESTMENT LT - DO NO	0.537109%
212014	HONEYCUTT 1-22H	0320039803	CITATION 2002 INVESTMENT LTD PARTNE	0.537109%
213611	HONEYCUTT 2-22-15XH	0320039803	CITATION 2002 INVESTMENT LTD PARTNE	0.324790%
213611	HONEYCUTT 2-22-15XH	0325955303	MERIT HUGOTON LP	0.123531%
213612	HONEYCUTT 3-22-15XH	0320039803	CITATION 2002 INVESTMENT LTD PARTNE	0.497471%
213612	HONEYCUTT 3-22-15XH	0325955303	MERIT HUGOTON LP	0.023063%
213613	HONEYCUTT 4-22-15XH	0320039803	CITATION 2002 INVESTMENT LTD PARTNE	0.360239%
213613	HONEYCUTT 4-22-15XH	0325955303	MERIT HUGOTON LP	0.102906%
213614	HONEYCUTT 5-22-15XH	0320039803	CITATION 2002 INVESTMENT LTD PARTNE	0.268770%
213614	HONEYCUTT 5-22-15XH	0325955303	MERIT HUGOTON LP	0.156125%
213615	HONEYCUTT 6-22-15XH	0320039803	CITATION 2002 INVESTMENT LTD PARTNE	0.358306%
213615	HONEYCUTT 6-22-15XH	0325955303	MERIT HUGOTON LP	0.104031%
213616	HONEYCUTT 7-22-15XH	0320039803	CITATION 2002 INVESTMENT LTD PARTNE	0.360562%
213616	HONEYCUTT 7-22-15XH	0325955303	MERIT HUGOTON LP	0.102719%
213617	HONEYCUTT 8-22-15XH	0320039803	CITATION 2002 INVESTMENT LTD PARTNE	0.514282%
213617	HONEYCUTT 8-22-15XH	0325955303	MERIT HUGOTON LP	0.013281%
214525	HONEYCUTT 9-22-15XH	0320039803	CITATION 2002 INVESTMENT LTD PARTNE	0.360024%
214525	HONEYCUTT 9-22-15XH	0325955303	MERIT HUGOTON LP	0.103031%
214740	HOOK 1-21H	0326618303	BERTHA M NICKEL	0.537109%
214740	HOOK 1-21H	0326684003	BERTHA M NICKEL TR DTD 8 24 06	1.171875%
214740	HOOK 1-21H	0326619703	COFFEY LIV TR DTD 7/5/2004	1.708984%
214740	HOOK 1-21H	0326618703	TURKEY TRAX TR DTD 7/7/2000	1.708984%
801780	HORN #2-18 (SOLD)	0320581003	COMMISSIONERS OF THE LAND OFFICE	6.250000%
214621	HOWRY TRUST 1-20H	0320039803	CITATION 2002 INVESTMENT LTD PARTNE	0.439453%
210199	HUMPHREYS 1-2H	0325792003	ANGELA KAY GRIBBLE	0.578597%
210199	HUMPHREYS 1-2H	0320581003	COMMISSIONERS OF THE LAND OFFICE	2.255369%
210199	HUMPHREYS 1-2H	0325792103	KIMMIE DALETTA CORBIN	0.578597%
213033	HUNDLEY 1-20H	0325399003	MERIT ENERGY PARTNERS DIII LP	0.005468%
213033	HUNDLEY 1-20H	0325398903	MERIT ENERGY PARTNERS III LP	0.014355%
213033	HUNDLEY 1-20H	0325628803	MERIT PARTNERS LP	0.253613%
210499	HUTCHENS 1-26H	0320581003	COMMISSIONERS OF THE LAND OFFICE	2.343750%
210499	HUTCHENS 1-26H	0324005703	FERRIS JONES	0.319602%
210499	HUTCHENS 1-26H	0324027503	J D AMES 1991 REVOCABLE LIVING TRUS	0.500000%
210499	HUTCHENS 1-26H	0323921403	JEAL LLC	0.750000%
210493	IGO 1-27H	0323743803	MERRILL B. BURRUSS, JR.	0.520833%
213951	IRETA 1-4-9XH	0326692303	DELMAR LEE SHANTZ	0.002466%
213951	IRETA 1-4-9XH	0326692603	ELDON SHANTZ	0.002465%
213951	IRETA 1-4-9XH	0326337603	EMMA EUGENIA KIRKPATRICK FAMILY	0.088196%
213951	IRETA 1-4-9XH	0326692403	JOY PAYNE DELEON	0.035904%

213951	IRETA 1-4-9XH	0324035303	KERI DAWN DICKERSON	0.457098%
213951	IRETA 1-4-9XH	0324035403	KIMBERLY KAYE LIEBSCHER	0.457099%
213951	IRETA 1-4-9XH	0326692503	MARILYN YODER	0.035904%
213951	IRETA 1-4-9XH	0324023003	MILTON K KIRKPATRICK REVOCABLE TRST	0.088196%
213951	IRETA 1-4-9XH	0323315803	PATRICIA ANN PAYNE 2006	1.445022%
213951	IRETA 1-4-9XH	0326692203	SHANTZ 4 INC	0.143614%
210724	J D 1-25H	0324027503	J D AMES 1991 REVOCABLE LIVING TRUS	0.633542%
210724	J D 1-25H	0323921403	JEA LLC	1.000000%
210724	J D 1-25H	0323813503	PAISANO ENERGY LLC	0.845811%
210724	J D 1-25H	0324311803	ROSS K PICKENS	0.916211%
204180	JACKAL 1-16 SWD	0320581003	COMMISSIONERS OF THE LAND OFFICE	14.062500%
207276	JACKSON 1-8H	0322110703	L T WEST AND	0.076653%
209231	JENE 1-36H	0322526303	BEA BOWMAN	0.937500%
210483	JENNA 1-21H	0322996803	GARY G JONES LIFE ESTATE	3.808594%
210483	JENNA 1-21H	0326276703	PAISANO ENERGY FUND I LP	0.577148%
213931	JONES BAY 1-7-6XH	0326618303	BERTHA M NICKEL	0.048612%
213931	JONES BAY 1-7-6XH	0326619703	COFFEY LIV TR DTD 7/5/2004	0.048612%
213931	JONES BAY 1-7-6XH	0326619003	EDWARD SCHANTZ	0.464370%
213931	JONES BAY 1-7-6XH	0327234203	EL GATO HOLDINGS LLC	0.019843%
213931	JONES BAY 1-7-6XH	0326160303	HAROLD SLAGELL TRUST	0.317481%
213931	JONES BAY 1-7-6XH	0326403203	LORETTA PROPPS	0.019843%
213931	JONES BAY 1-7-6XH	0326620103	MARY KATHRYN RALSTON	0.464370%
213931	JONES BAY 1-7-6XH	0326160403	MAURICE SLAGELL TRUST FBO	0.059528%
213931	JONES BAY 1-7-6XH	0326276703	PAISANO ENERGY FUND I LP	0.072559%
213931	JONES BAY 1-7-6XH	0323813503	PAISANO ENERGY LLC	0.015715%
213931	JONES BAY 1-7-6XH	0326403903	REONNA GOSSEN	0.006614%
213931	JONES BAY 1-7-6XH	0326620603	STANLEY JAY SCHANTZ	0.464370%
213931	JONES BAY 1-7-6XH	0326620703	STEVEN B AND CAROL R WICHERT JT	0.464370%
213931	JONES BAY 1-7-6XH	0326618703	TURKEY TRAX TR DTD 7/7/2000	0.194448%
213931	JONES BAY 1-7-6XH	0326404003	WALTER SLAGELL TRUST	0.292678%
213928	KALSU 1-35-2-11XH	0325792003	ANGELA KAY GRIBBLE	0.351337%
213928	KALSU 1-35-2-11XH	0320581003	COMMISSIONERS OF THE LAND OFFICE	1.147735%
213928	KALSU 1-35-2-11XH	0326337603	EMMA EUGENIA KIRKPATRICK FAMILY	0.017388%
213928	KALSU 1-35-2-11XH	0326815403	KIMBERLY KAY LITSCH TYSON	0.444297%
213928	KALSU 1-35-2-11XH	0325792103	KIMMIE DALETTA CORBIN	0.351337%
213928	KALSU 1-35-2-11XH	0324023003	MILTON K KIRKPATRICK REVOCABLE TRST	0.017388%
213130	KEELE 1-22-21XH	0325955303	MERIT HUGOTON LP	0.007789%
213130	KEELE 1-22-21XH	0326977003	SHARON BROWN	0.112156%
870120	KNOTT 1-10	0320581003	COMMISSIONERS OF THE LAND OFFICE	1.743160%
213030	KOLT 1-17H	0320581003	COMMISSIONERS OF THE LAND OFFICE	1.757813%
214278	LANGWORTHY 1-33H	0323813503	PAISANO ENERGY LLC	0.058867%
213272	LEDA SPARKS 1-33H	0325399003	MERIT ENERGY PARTNERS DIII LP	0.018526%
213272	LEDA SPARKS 1-33H	0325398903	MERIT ENERGY PARTNERS III LP	0.048631%
213272	LEDA SPARKS 1-33H	0325628803	MERIT PARTNERS LP	0.859150%
213272	LEDA SPARKS 1-33H	0323743803	MERRILL B. BURRUSS, JR.	0.073242%
213272	LEDA SPARKS 1-33H	0325255603	SHERIDAN HOLDING COMPANY I LLC	0.087891%
213779	LINDA ANN 1-27-22XH	0326512603	DON CHRIS CHRISTENSEN	0.365910%
213779	LINDA ANN 1-27-22XH	0326511503	JACQUELINE JONES GRAVES	0.384206%
213779	LINDA ANN 1-27-22XH	0327065403	LARRY NILES & KONEA A JONES REV	1.701482%
213779	LINDA ANN 1-27-22XH	0326276703	PAISANO ENERGY FUND I LP	0.111996%
213779	LINDA ANN 1-27-22XH	0323813503	PAISANO ENERGY LLC	0.420829%
213779	LINDA ANN 1-27-22XH	0326512703	ROGER DEAN CHRISTENSEN	0.365910%
213779	LINDA ANN 1-27-22XH	0326511603	RONALD EUGENE JONES	0.384206%
210218	LOU 1-16H	0323213403	HAL G MCKNIGHT	0.018247%
212578	LOVE 1-26-23XH	0325137103	FRANK MORRIS FORD JR	0.444427%
212578	LOVE 1-26-23XH	0323213403	HAL G MCKNIGHT	0.779269%
212578	LOVE 1-26-23XH	0325137003	PAULINE M LOVE A/K/A PAULA M LOVE	0.998438%
212578	LOVE 1-26-23XH	0325137203	SUSAN WAGNER	0.115673%
213927	LOVELACE FARMS 1-29-20XH	0326759303	BRADLEY L JONES	1.496363%
213927	LOVELACE FARMS 1-29-20XH	0324036603	LINDA SUE BOILEAU	0.232400%
213927	LOVELACE FARMS 1-29-20XH	0324170803	MICHAEL D JONES	1.496363%
213927	LOVELACE FARMS 1-29-20XH	0324036403	MICHAEL THOMAS CHRISTENSEN	0.232400%
214260	LOWE 2-6	0323813503	PAISANO ENERGY LLC	0.167824%
214260	LOWE 2-6	0322981803	SARATOGA INVESTMENTS LP	0.366950%

209061	LOWERS 1-14H	0327324203	LESSERT LLC	0.065104%
209061	LOWERS 1-14H	0324224503	NORMAN G SLOAN	0.065104%
209061	LOWERS 1-14H	0323813503	PAISANO ENERGY LLC	0.124512%
209061	LOWERS 1-14H	0324224803	SUE S REEVES TRUST DTD 12/20/94	0.065104%
209061	LOWERS 1-14H	0324224903	VIRGINIA SLOAN LESSERT	0.065104%
210322	LYLE 1-30HR	0323262603	LYLE RESOURCES LLC	2.294536%
207149	MARILYN 1-29H	0320581003	COMMISSIONERS OF THE LAND OFFICE	0.585938%
213952	MATLI BROTHERS 2-24-13XH	0326737503	AUBA LANEE BAKER MAHONEY	0.337063%
213952	MATLI BROTHERS 2-24-13XH	0326737403	CALDWELL 2009 REV TR DTD 5/8/09	0.337063%
213952	MATLI BROTHERS 2-24-13XH	0323630303	CLIFFORD & EVELYN BAKER REV. TRUST	1.179719%
213952	MATLI BROTHERS 2-24-13XH	0326523703	DANNY RAY MASQUELIER IRREVOCABLE	0.042658%
213952	MATLI BROTHERS 2-24-13XH	0323993803	HAZEL SUE EDGEWORTH	0.118098%
213952	MATLI BROTHERS 2-24-13XH	0326737203	JANICE K STINSON	0.337063%
213952	MATLI BROTHERS 2-24-13XH	0323813503	PAISANO ENERGY LLC	0.311256%
213952	MATLI BROTHERS 2-24-13XH	0326737303	PHYLLIS R HIGHTOWER	0.337063%
213952	MATLI BROTHERS 2-24-13XH	0326523803	PRESTON WAYNE MASQUELIER	0.042658%
213952	MATLI BROTHERS 2-24-13XH	0326523603	RONNIE GENE MASQUELIER	0.042658%
213952	MATLI BROTHERS 2-24-13XH	0323993703	THERESA BARNES	0.118098%
213108	MAULDIN 1-27-22XH	0323813503	PAISANO ENERGY LLC	0.054885%
615060	MCCOMAS 1-25	0323813503	PAISANO ENERGY LLC	0.824480%
210057	MCDONALD 1-13H	0320581003	COMMISSIONERS OF THE LAND OFFICE	1.171875%
495910	MCDOWELL #1	0321846203	MARILYN SHOOK	0.669642%
213039	MEADORS 1-28H	0323743803	MERRILL B. BURRUSS, JR.	0.111003%
278230	MIILLER #1 #2 #3 -36 (PLUGGED)	659741	LUETTA F. MINTON	1.562500%
278231	MIILLER #1-#2-#3-36 (PLUGGED)	659741	LUETTA F. MINTON	1.562500%
210873	MILLS 1-21H	0323813503	PAISANO ENERGY LLC	0.093751%
850013	MUNGER 1-6	0321114903	DWAYNE E JANZEN AND	0.026270%
850013	MUNGER 1-6	0322057503	JO ANN WYLIE	0.027480%
214258	NANCY J 1-28H	0323743803	MERRILL B. BURRUSS, JR.	0.260417%
214258	NANCY J 1-28H	0323813503	PAISANO ENERGY LLC	0.054688%
210444	NASH 1-5H	0323813503	PAISANO ENERGY LLC	0.042839%
940720	NEWALLA STATE #2-16(PLUGGED)	0320581003	COMMISSIONERS OF THE LAND OFFICE	9.375000%
210684	NIGHTENGALE 1-16H	0325955303	MERIT HUGOTON LP	0.634766%
210684	NIGHTENGALE 1-16H	0323813503	PAISANO ENERGY LLC	0.043945%
210670	OAKES 1-30H	0322526303	BEA BOWMAN	1.524567%
201110	O'BRIEN #1-16	0320581003	COMMISSIONERS OF THE LAND OFFICE	14.062500%
212012	ODOM 1-4-33XH	0320581003	COMMISSIONERS OF THE LAND OFFICE	1.155903%
204240	OKLAHOMA LAND TRUST 1-20	0323813503	PAISANO ENERGY LLC	0.073242%
212144	PAINTER 1-19H	0323213403	HAL G MCKNIGHT	0.059490%
210762	PAYNE 1-10H	0324035303	KERI DAWN DICKERSON	1.875000%
210762	PAYNE 1-10H	0324035403	KIMBERLY KAYE LIEBSCHER	1.875000%
210762	PAYNE 1-10H	0323315803	PATRICIA ANN PAYNE 2006	5.625000%
210336	PAYNE 1-14H	0326276703	PAISANO ENERGY FUND I LP	2.308596%
206180	PHIPPS 1-8	0321644303	BEVERLY PERRY CURRIER	0.137329%
207030	PINKERTON 1-8	0323478903	ADELLE ICE IRREV TRUST DTD 4/10/201	2.343750%
212583	PIPKIN 1-28H	0323813503	PAISANO ENERGY LLC	0.057129%
214134	POTEET 10-17-20XH	0320039803	CITATION 2002 INVESTMENT LTD PARTNE	0.027433%
214134	POTEET 10-17-20XH	0323743803	MERRILL B. BURRUSS, JR.	0.240042%
210432	POTEET 1-17H	0320039903	^CITATION 2002 INVES - DO NOT USE	0.106804%
210432	POTEET 1-17H	0320039803	CITATION 2002 INVESTMENT LTD PARTNE	0.053402%
210432	POTEET 1-17H	0323743803	MERRILL B. BURRUSS, JR.	0.467280%
213597	POTEET 2-17-20XH	0320039803	CITATION 2002 INVESTMENT LTD PARTNE	0.026384%
213597	POTEET 2-17-20XH	0323743803	MERRILL B. BURRUSS, JR.	0.230866%
213598	POTEET 3-17-20XH	0320039803	CITATION 2002 INVESTMENT LTD PARTNE	0.024522%
213598	POTEET 3-17-20XH	0323743803	MERRILL B. BURRUSS, JR.	0.214575%
213599	POTEET 4-17-20XH	0320039803	CITATION 2002 INVESTMENT LTD PARTNE	0.019150%
213599	POTEET 4-17-20XH	0323743803	MERRILL B. BURRUSS, JR.	0.167566%
213600	POTEET 5-17-20XH	0320039803	CITATION 2002 INVESTMENT LTD PARTNE	0.019663%
213600	POTEET 5-17-20XH	0323743803	MERRILL B. BURRUSS, JR.	0.172052%
213601	POTEET 6-17-20XH	0320039803	CITATION 2002 INVESTMENT LTD PARTNE	0.019807%
213601	POTEET 6-17-20XH	0323743803	MERRILL B. BURRUSS, JR.	0.173314%
213602	POTEET 7-17-20XH	0320039803	CITATION 2002 INVESTMENT LTD PARTNE	0.019561%
213602	POTEET 7-17-20XH	0323743803	MERRILL B. BURRUSS, JR.	0.171165%
213603	POTEET 8-17-20XH	0320039803	CITATION 2002 INVESTMENT LTD PARTNE	0.032762%

213603	POTEET 8-17-20XH	0323743803	MERRILL B. BURRUSS, JR.	0.286676%
214133	POTEET 9-17-20XH	0320039803	CITATION 2002 INVESTMENT LTD PARTNE	0.021708%
214133	POTEET 9-17-20XH	0323743803	MERRILL B. BURRUSS, JR.	0.189949%
804140	POWERS #1-11(PLUGGED)	0320493203	CABCO DEVELOPMENT COMPANY	0.019531%
804140	POWERS #1-11(PLUGGED)	0321401003	MCNEILL TRADING CORPORATION	0.019531%
210573	PRESTON 1-24H	0326523703	DANNY RAY MASQUELIER IRREVOCABLE	0.092592%
210573	PRESTON 1-24H	0323993803	HAZEL SUE EDGEWORTH	0.256344%
210573	PRESTON 1-24H	0323993603	LINDA C GREENING	0.256344%
210573	PRESTON 1-24H	0326523803	PRESTON WAYNE MASQUELIER	0.092593%
210573	PRESTON 1-24H	0326523603	RONNIE GENE MASQUELIER	0.092593%
210573	PRESTON 1-24H	0323993703	THERESA BARNES	0.256344%
212026	PRIM 1-22H	0323813503	PAISANO ENERGY LLC	0.049805%
209063	RAMSEY 1-10H	0323813503	PAISANO ENERGY LLC	0.039063%
214207	RAMSEY TRUST 1-16-9XH	0323813503	PAISANO ENERGY LLC	0.141774%
212256	RCL 1-31H	0323719103	CHARLES EDWARD BURRUSS	0.195181%
212256	RCL 1-31H	0323719003	JOHN DAVID BURRUSS	0.195181%
212256	RCL 1-31H	0323262603	LYLE RESOURCES LLC	0.842288%
212256	RCL 1-31H	0323743803	MERRILL B. BURRUSS, JR.	0.576218%
209341	REDWOOD 1-10H	0326814103	JIMMIE ICE AND VICKI ICE TRUST	0.146484%
209341	REDWOOD 1-10H	0321094803	VICKI SUE ICE, TENANTS IN COMMON	0.146484%
282820	RIDENOUR ESTATE UNIT	0321498003	ANDRA JO FENDER NEASE	0.223215%
282820	RIDENOUR ESTATE UNIT	0320779503	LU ANN ALEXANDER	0.223215%
210027	RILEY 1-28H	0323743803	MERRILL B. BURRUSS, JR.	0.260417%
210027	RILEY 1-28H	0323813503	PAISANO ENERGY LLC	0.054688%
210337	ROACH 1-4H	0326276703	PAISANO ENERGY FUND I LP	0.512406%
214218	ROBERT JO 1-8H	0323719103	CHARLES EDWARD BURRUSS	0.249216%
214218	ROBERT JO 1-8H	0320039803	CITATION 2002 INVESTMENT LTD PARTNE	1.517497%
214218	ROBERT JO 1-8H	0323719003	JOHN DAVID BURRUSS	0.249216%
214218	ROBERT JO 1-8H	0323743803	MERRILL B. BURRUSS, JR.	0.996864%
210869	ROBINSON 1-15H	0327324203	LESSERT LLC	1.708984%
210869	ROBINSON 1-15H	0325955303	MERIT HUGOTON LP	3.417969%
210869	ROBINSON 1-15H	0324224503	NORMAN G SLOAN	1.708985%
210869	ROBINSON 1-15H	0324224803	SUE S REEVES TRUST DTD 12/20/94	1.708984%
210869	ROBINSON 1-15H	0324224903	VIRGINIA SLOAN LESSERT	1.708984%
860003	ROCK ISLAND 1-18	792064	WAYNE E WOODSON LIVING TRUST	0.043050%
210313	RODGERS 1-11-2XH	0323743803	MERRILL B. BURRUSS, JR.	0.310987%
930180	SAM 1-19	0321231703	SUE ELLA KRENGER REVOCABLE TRUST	0.001486%
860001	SANTA FE 1-5	0320581003	COMMISSIONERS OF THE LAND OFFICE	0.012418%
210172	SARATOGA 1-24H	0323630303	CLIFFORD & EVELYN BAKER REV. TRUST	0.001589%
210172	SARATOGA 1-24H	0322981803	SARATOGA INVESTMENTS LP	0.753477%
210056	SARATOGA 1-25H	0323813503	PAISANO ENERGY LLC	0.341535%
210056	SARATOGA 1-25H	0322981803	SARATOGA INVESTMENTS LP	3.773957%
213999	SCHANTZ 1-5-8XH	0327234203	EL GATO HOLDINGS LLC	0.038421%
213999	SCHANTZ 1-5-8XH	0326160303	HAROLD SLAGELL TRUST	0.614735%
213999	SCHANTZ 1-5-8XH	0326403203	LORETTA PROPPS	0.038420%
213999	SCHANTZ 1-5-8XH	0326836403	LRM LAND & MINERAL INC	2.380228%
213999	SCHANTZ 1-5-8XH	0326160403	MAURICE SLAGELL TRUST FBO	0.115263%
213999	SCHANTZ 1-5-8XH	0326403903	REONNA GOSSEN	0.012807%
213999	SCHANTZ 1-5-8XH	0326404003	WALTER SLAGELL TRUST	0.614735%
214220	SCOTT TRUST 1-15H	0325955303	MERIT HUGOTON LP	0.341797%
210812	SHIFFLETT 1-1-36XH	0326523703	DANNY RAY MASQUELIER IRREVOCABLE	0.247667%
210812	SHIFFLETT 1-1-36XH	0326276703	PAISANO ENERGY FUND I LP	0.156501%
210812	SHIFFLETT 1-1-36XH	0323813503	PAISANO ENERGY LLC	0.156501%
210812	SHIFFLETT 1-1-36XH	0326523803	PRESTON WAYNE MASQUELIER	0.247667%
210812	SHIFFLETT 1-1-36XH	0326523603	RONNIE GENE MASQUELIER	0.247667%
213034	SHIVELY 1-21-16XH	0323813503	PAISANO ENERGY LLC	0.073242%
214351	SIKES 1-31H	0325137103	FRANK MORRIS FORD JR	0.148519%
214351	SIKES 1-31H	0323213403	HAL G MCKNIGHT	3.417969%
214351	SIKES 1-31H	0325137003	PAULINE M LOVE A/K/A PAULA M LOVE	4.379272%
214351	SIKES 1-31H	0325137203	SUSAN WAGNER	0.507355%
212119	SINGER 1-18-7XH	0323719103	CHARLES EDWARD BURRUSS	0.275852%
212119	SINGER 1-18-7XH	0323719003	JOHN DAVID BURRUSS	0.275852%
212119	SINGER 1-18-7XH	0323743803	MERRILL B. BURRUSS, JR.	0.217032%
213649	SINGER 2-18-7XH	0323719103	CHARLES EDWARD BURRUSS	0.421186%

213649	SINGER 2-18-7XH	0323719003	JOHN DAVID BURRUSS	0.421186%
213649	SINGER 2-18-7XH	0323743803	MERRILL B. BURRUSS, JR.	0.133145%
214462	SKELTON 1-22-15XH	0320039803	CITATION 2002 INVESTMENT LTD PARTNE	0.100434%
214462	SKELTON 1-22-15XH	0325399003	MERIT ENERGY PARTNERS DIII LP	0.004764%
214462	SKELTON 1-22-15XH	0325398903	MERIT ENERGY PARTNERS III LP	0.012505%
214462	SKELTON 1-22-15XH	0325628803	MERIT PARTNERS LP	0.220921%
214462	SKELTON 1-22-15XH	0325255603	SHERIDAN HOLDING COMPANY I LLC	0.013418%
213307	SKYE 1-19-18-7XH	0323813503	PAISANO ENERGY LLC	0.032267%
213307	SKYE 1-19-18-7XH	0326797903	RICHARD LEE STEPHENS	0.000351%
210808	SPARKS 1-27H	0323813503	PAISANO ENERGY LLC	0.041016%
214738	SS STANDRIDGE 1-4H	0323813503	PAISANO ENERGY LLC	0.029151%
570390	STATE 16-1 & 16-2 (SOLD)	0320581003	COMMISSIONERS OF THE LAND OFFICE	18.750000%
750840	STATE B 1-16(PLUGGED)	0320581003	COMMISSIONERS OF THE LAND OFFICE	18.750000%
724590	STATE D 1-36(PLUGGED)	0320581003	COMMISSIONERS OF THE LAND OFFICE	4.687500%
546010	STATE TARA 1-16	0320581003	COMMISSIONERS OF THE LAND OFFICE	14.062500%
950300	STEERS 2-11	0320581003	COMMISSIONERS OF THE LAND OFFICE	0.781250%
212259	STEWART RANCH 1-34-27XH	0323813503	PAISANO ENERGY LLC	0.087724%
212241	SYMPSON 1-6H	0323719103	CHARLES EDWARD BURRUSS	0.174096%
212241	SYMPSON 1-6H	0320039803	CITATION 2002 INVESTMENT LTD PARTNE	0.000216%
212241	SYMPSON 1-6H	0323719003	JOHN DAVID BURRUSS	0.174096%
212241	SYMPSON 1-6H	0323743803	MERRILL B. BURRUSS, JR.	0.960519%
210476	TAGGE 1-27H	0324023303	BLANCHE LUCILLE SWEENEY LIFE TENANT	3.222656%
210476	TAGGE 1-27H	0324024703	HAMAR OIL AND GAS LLC	0.091553%
210476	TAGGE 1-27H	0324024903	JEFFERY LYNN HAMAR	0.045776%
210476	TAGGE 1-27H	0326603703	SHELLY HAMAR IRREV TR DTD 12 23 14	0.091553%
210476	TAGGE 1-27H	0325092003	ZELLA K HOOK 1995 REVOCABLE LIV TR	0.091553%
212645	TAYLOR MADE 1-35-26XH	0323813503	PAISANO ENERGY LLC	0.029304%
213864	TEXOMA 1-26-35XH	0326276703	PAISANO ENERGY FUND I LP	0.400550%
212569	TRIPLE RIMER 1-35-26XH	0323813503	PAISANO ENERGY LLC	0.022422%
210463	TROOK 1-1H	0326814103	JIMMIE ICE AND VICKI ICE TRUST	0.154851%
210463	TROOK 1-1H	0321094803	VICKI SUE ICE, TENANTS IN COMMON	0.154851%
207349	TUCKER 2-26H	0323012403	MONCRIEF OIL AND GAS MASTER LLC	0.054932%
212122	VANARKEL 1-15H	0325955303	MERIT HUGOTON LP	0.312500%
627740	VON TUNGELN 1-20	0320039703	CITATION 2004 INVESTMENT LTD PARTNE	1.367190%
210495	WALTERS 1-22H	0323743803	MERRILL B. BURRUSS, JR.	0.195313%
214308	WALTERS WEST 1-34H	0323813503	PAISANO ENERGY LLC	0.008789%
205670	WATONGA STATE 1-16 (PLUGGED)	0320581003	COMMISSIONERS OF THE LAND OFFICE	14.062500%
850001	WAVERLY 1-12	792064	WAYNE E WOODSON LIVING TRUST	0.078420%
210570	WEIMER 1-7H	0323497403	BRICE NILES SCHOU	2.292714%
210570	WEIMER 1-7H	0323500003	JAMES M TISDALE	0.001898%
210570	WEIMER 1-7H	0323497503	MICHELLE SCHOU FRYAR	2.292714%
210570	WEIMER 1-7H	0323813503	PAISANO ENERGY LLC	0.214980%
210570	WEIMER 1-7H	0323499703	PATRICK T CORNELL	0.003795%
212009	WILKERSON 1-20H	0320581003	COMMISSIONERS OF THE LAND OFFICE	0.109863%
212009	WILKERSON 1-20H	0323813503	PAISANO ENERGY LLC	0.095429%
212662	WILKINS 1-29H	0323213403	HAL G MCKNIGHT	0.195313%
212662	WILKINS 1-29H	0325137003	PAULINE M LOVE A/K/A PAULA M LOVE	0.032552%
210682	WILLIAMS 1-24H	0323813503	PAISANO ENERGY LLC	0.049600%
812031	WILLIAMSON 1-21H	0326276703	PAISANO ENERGY FUND I LP	0.064929%
203580	WOLSEY 1-9	0320581003	COMMISSIONERS OF THE LAND OFFICE	0.000294%
208029	WOLSEY 2-9	0320581003	COMMISSIONERS OF THE LAND OFFICE	0.000294%
214728	WYNELL 1-31-6XH	0323813503	PAISANO ENERGY LLC	0.364561%
212504	YELL 1-16-9XH	0323813503	PAISANO ENERGY LLC	0.120711%
212442	ZELDA 1-36H	0325137103	FRANK MORRIS FORD JR	1.350594%
212442	ZELDA 1-36H	0323213403	HAL G MCKNIGHT	2.368164%
212442	ZELDA 1-36H	0325137003	PAULINE M LOVE A/K/A PAULA M LOVE	3.034210%
212442	ZELDA 1-36H	0325137203	SUSAN WAGNER	0.351524%

Exhibit 5

Exhibit 5

Strack v Continental Resources Inc.
Report of the Allocation of the Net Sub-Class 1 Settlement to the Class Well Level
(Sorted by Well)

Gross Sub-Class 1 Payment \$ 49,800,000.00
Less Attorneys' Fees \$ (19,920,000.00)
Less Class Rep Award \$ (400,000.00)
Less Lit & Admin Expenses \$ (750,000.00)
Less GPT \$ -
Net Sub-Class 1 Settlement Payment for Allocation to Sub-Class 1 Members \$ 28,730,000.00

*Note: the total royalty burden and applicable excluded and opt-out royalty burdens were obtained from information provided by Continental. If these burdens were not available, it is noted in the Total Royalty Burden column above.

CLR WELL NO.	Well Name	API NO. if available	SEC	TWN	RANGE	COUNTY	Operator	Total Royalty Burden if provided*	Identified Excluded and Opt-Out Royalty Burden*	Calculated Sub-Class 1 Royalty Burden to be Used in Allocation to Each Class Member in the Well*	Percentage of Net Sub-Class 1 Settlement Allocated to Each Sub-Class 1 Well for Distribution to Class Members	Net Sub-Class 1 Amount Allocated to Each Sub-Class 1 Well for Further Allocation & Distribution to the Class Members in the Well
810051	4D CATTLE CO. #1						CONTINENTAL RESOURCES INC	Not Available	None Known	Not Available	0.00760357%	\$ 2,184.51
811315	4D CATTLE CO. #1-24						CONTINENTAL RESOURCES INC	Not Available	None Known	Not Available	0.003157898%	\$ 907.29
684780	A & P 1-32(SAVE)		32	016N	006W	KINGFISHER	CENTAURO RESOURCES INC	22.875000%	0.000000%	22.875000%	0.00515683%	\$ 1,481.56
598950	ABERCROMBIE 1-34	3504320986	34	016N	014W	DEWEY	CONTINENTAL RESOURCES INC	17.822240%	-0.683590%	17.138650%	0.03778004%	\$ 10,854.20
214210	AC WALTERS 1-27H	3505123792	27	007N	006W	GRADY	CONTINENTAL RESOURCES INC	19.202506%	-0.560709%	18.641797%	0.03443472%	\$ 9,893.10
200010	ADA BELLE 1-33(SOLD)	3503921853	33	014N	015W	CUSTER	MIDNIGHT HOUR LLC	14.062500%	0.000000%	14.062500%	0.01231965%	\$ 3,539.43
801610	ADAMS #1-26(SOLD)						BRECK OPERATING CORP	Not Available	None Known	Not Available	0.00061535%	\$ 176.79
240720	ADAMS 1-19, LEE (PLUGGED)	3505920106	19	027N	023W	HARPER		16.869200%	-1.095300%	15.773900%	0.08918957%	\$ 25,624.16
806680	ADAMS 3H-3							Not Available	None Known	Not Available	0.00325216%	\$ 934.34
803180	ADAMS 2-26(SOLD)	3505921715	26	027N	021W	HARPER	CABOT OIL & GAS CORPORATION	18.748635%	0.000000%	18.748635%	0.00023366%	\$ 67.13
805940	ADDINGTON 1-4	3503922211	4	015N	018W	CUSTER	CIMAREX ENERGY CO	18.138587%	0.000000%	18.138587%	0.01760414%	\$ 5,057.67
810620	AGOR 2-12						CONTINENTAL RESOURCES INC	Not Available	None Known	Not Available	0.00034760%	\$ 99.87
810820	AIRPORT TRUST #1 (SOLD)						CONTINENTAL RESOURCES INC	Not Available	None Known	Not Available	0.00264612%	\$ 760.23
810830	AIRPORT TRUST #3(SOLD)						CONTINENTAL RESOURCES INC	Not Available	None Known	Not Available	0.0061789%	\$ 177.52
591320	AI-13 (SOLD)	3507322292	13	017N	008W	KINGFISHER	GRIFFIN RESOURCES LLC	20.532230%	0.000000%	20.532230%	0.0252184%	\$ 7,246.23
201140	AKE 1-11	3501122921	11	017N	012W	BLAINE	CONTINENTAL RESOURCES INC	19.449219%	-0.036621%	19.412598%	0.05954838%	\$ 17,108.25
213929	AKIN 1-27-22XH	3503922449	27	015N	014W	CUSTER	CONTINENTAL RESOURCES INC	18.916994%	-5.243810%	13.673184%	0.04295078%	\$ 12,339.76
423520	ALBERT 2-10 (PLUGGED)	3507342352	10	019N	007W	KINGFISHER	CONTINENTAL RESOURCES INC	12.500000%	0.000000%	12.500000%	0.01834087%	\$ 5,269.33
802750	ALFADALE FARMS #2-1 (SOLD)						CONTINENTAL RESOURCES INC	Not Available	None Known	Not Available	0.00233150%	\$ 669.84
802090	ALFADALE FARMS #2-2(SOLD)						CONTINENTAL RESOURCES INC	Not Available	None Known	Not Available	0.00167240%	\$ 480.48
802690	ALFADALE FARMS #2-3(SOLD)						CONTINENTAL RESOURCES INC	Not Available	None Known	Not Available	0.00220966%	\$ 634.84
803000	ALFADALE FARMS #2-4(SOLD)						CONTINENTAL RESOURCES INC	Not Available	None Known	Not Available	0.00068082%	\$ 195.60
521820	ALFRED 1-12 (PLUGGED)	3501120739	12	017N	010W	BLAINE	CONTINENTAL RESOURCES INC	12.500000%	0.000000%	12.500000%	0.08063970%	\$ 23,167.79
610660	ALICE 1-12(SOLD)	3509321751	12	022N	010W	MAJOR	QUAD J OIL & GAS LLC	18.750000%	0.000000%	18.750000%	0.02199861%	\$ 6,320.20
808545	ALICE HAYHURST 1-2H							Not Available	None Known	Not Available	0.00042640%	\$ 122.50
811325	ALIG 1-25						CONTINENTAL RESOURCES INC	Not Available	None Known	Not Available	0.00298367%	\$ 857.21
810260	ALIG A 2						CONTINENTAL RESOURCES INC	Not Available	None Known	Not Available	0.00041541%	\$ 119.35
810750	ALIG A 3						CONTINENTAL RESOURCES INC	Not Available	None Known	Not Available	0.0050518%	\$ 1,495.45
810860	ALIG A 4						CONTINENTAL RESOURCES INC	Not Available	None Known	Not Available	0.00189803%	\$ 545.30
810003	ALIG A-1						CONTINENTAL RESOURCES INC	Not Available	None Known	Not Available	0.01256628%	\$ 3,610.29
810400	ALIG B 1						CONTINENTAL RESOURCES INC	Not Available	None Known	Not Available	0.00240273%	\$ 690.31
810004	ALIG R 1-27						CONTINENTAL RESOURCES INC	Not Available	None Known	Not Available	0.00642950%	\$ 1,847.20
375580	ALMA 1-19 (PLUGGED)	3507320732	19	018N	008W	KINGFISHER	CONTINENTAL RESOURCES INC	12.500000%	0.000000%	12.500000%	0.00007276%	\$ 20.90
810007	ALTA 26 #1(PLUGGED)						CONTINENTAL RESOURCES INC	Not Available	None Known	Not Available	0.0092921%	\$ 266.96
396220	ALTEGROTT 1-1	3507320805	1	017N	009W	KINGFISHER	CONTINENTAL RESOURCES INC	12.500000%	0.000000%	12.500000%	0.05145085%	\$ 14,781.83
880310	ALVIN 1-15	3501122388	15	019N	010W	BLAINE	CONTINENTAL RESOURCES INC	17.714840%	0.000000%	17.714840%	0.61732912%	\$ 177,358.66
960250	ALVIS 1-16(SOLD)	3512121961	16	007N	016E	PITTSBURG	CANAAN RESOURCES X LLC	18.750000%	0.000000%	18.750000%	0.00895882%	\$ 2,573.87
210252	AMES 1-32H	3504323146	32	017N	015W	DEWEY	CONTINENTAL RESOURCES INC	19.283957%	-9.375000%	9.908957%	0.02999311%	\$ 8,617.02
940600	AMORITA SO. RF SANDSTONE UNIT						CONTINENTAL RESOURCES INC	17.239637%	-0.945371%	16.294266%	0.28646945%	\$ 82,302.67
207124	ANDERSON 1-2H	3506323977	2	006N	010E	HUGHES	CONTINENTAL RESOURCES INC	18.809108%	0.000000%	18.809108%	0.10097687%	\$ 29,010.66
807850	ANDERSON 1-33							Not Available	None Known	Not Available	0.0002520%	\$ 72.46
851930	ANGLE MCCLAFLIN 1-20	3500321146	20	028N	010W	ALFAFA	SANDRIDGE EXPLORATION & PRODUCTION LLC	18.750000%	0.000000%	18.750000%	0.04552469%	\$ 13,079.24
214221	ANNE 1-11H	3505123795	11	003N	005W	GRADY	CONTINENTAL RESOURCES INC	20.400098%	0.000000%	20.400098%	0.02406781%	\$ 6,914.68
982910	AOWU 10A						CONTINENTAL RESOURCES INC	18.750000%	0.000000%	18.750000%	0.01034676%	\$ 2,972.63
982901	AOWU TR 1						CONTINENTAL RESOURCES INC	18.750000%	-18.750000%	0.000000%	0.00000000%	\$ -
982911	AOWU TR 10B						CONTINENTAL RESOURCES INC	18.750000%	0.000000%	18.750000%	0.01537889%	\$ 4,418.35
982912	AOWU TR 11						CONTINENTAL RESOURCES INC	12.6189553%	-0.356853%	12.262100%	0.00717462%	\$ 2,061.27
982913	AOWU TR 12						CONTINENTAL RESOURCES INC	12.618750%	-0.356250%	12.262500%	0.01595876%	\$ 4,584.95
982914	AOWU TR 13						CONTINENTAL RESOURCES INC	12.743175%	-0.729525%	12.013650%	0.01071801%	\$ 3,079.28

Exhibit 5

Strack v Continental Resources Inc.
Report of the Allocation of the Net Sub-Class 1 Settlement to the Class Well Level
(Sorted by Well)

Gross Sub-Class 1 Payment \$ 49,800,000.00
Less Attorneys' Fees \$ (19,920,000.00)
Less Class Rep Award \$ (400,000.00)
Less Lit & Admin Expenses \$ (750,000.00)
Less GPT \$ -
Net Sub-Class 1 Settlement Payment for Allocation to Sub-Class 1 Members \$ 28,730,000.00

*Note: the total royalty burden and applicable excluded and opt-out royalty burdens were obtained from information provided by Continental. If these burdens were not available, it is noted in the Total Royalty Burden column above.

CLR WELL NO.	Well Name	API NO. if available	SEC	TWN	RANGE	COUNTY	Operator	Total Royalty Burden if provided*	Identified Excluded and Opt-Out Royalty Burden*	Calculated Sub-Class 1 Royalty Burden to be Used in Allocation to Each Class Member in the Well*	Percentage of Net Sub-Class 1 Settlement Allocated to Each Sub-Class 1 Well for Distribution to Class Members	Net Sub-Class 1 Amount Allocated to Each Sub-Class 1 Well for Further Allocation & Distribution to the Class Members in the Well
982915	AOWU TR 14	#	2	023N	012W	ALFAFA	CONTINENTAL RESOURCES INC	12.500000%	0.000000%	12.500000%	0.01229125%	\$ 3,531.28
982916	AOWU TR 15A	#	2	023N	012W	ALFAFA	CONTINENTAL RESOURCES INC	12.500000%	0.000000%	12.500000%	0.01259684%	\$ 3,619.07
982917	AOWU TR 15B	#	2	023N	012W	ALFAFA	CONTINENTAL RESOURCES INC	12.972658%	-1.417969%	11.554689%	0.00874447%	\$ 2,512.29
982918	AOWU TR 16	#	2	023N	012W	ALFAFA	CONTINENTAL RESOURCES INC	12.510157%	-0.030469%	12.479688%	0.00821254%	\$ 2,359.46
982919	AOWU TR 17	#	2	023N	012W	ALFAFA	CONTINENTAL RESOURCES INC	12.510156%	-0.030469%	12.479687%	0.00765468%	\$ 2,199.19
982920	AOWU TR 18	#	3	023N	012W	ALFAFA	CONTINENTAL RESOURCES INC	18.750000%	0.000000%	18.750000%	0.01121214%	\$ 3,221.25
982921	AOWU TR 19	#	3	023N	012W	ALFAFA	CONTINENTAL RESOURCES INC	18.750000%	0.000000%	18.750000%	0.00992905%	\$ 2,852.62
982922	AOWU TR 2	#	16	023N	012W	ALFAFA	CONTINENTAL RESOURCES INC	18.750000%	-18.750000%	0.000000%	0.00000000%	\$ -
982923	AOWU TR 20	#	3	023N	012W	ALFAFA	CONTINENTAL RESOURCES INC	18.750000%	0.000000%	18.750000%	0.00923131%	\$ 2,652.15
982923	AOWU TR 21	#	4	023N	012W	ALFAFA	CONTINENTAL RESOURCES INC	18.750000%	0.000000%	18.750000%	0.01035624%	\$ 2,975.35
982924	AOWU TR 22	#	7	023N	012W	ALFAFA	CONTINENTAL RESOURCES INC	12.500000%	0.000000%	12.500000%	0.00701738%	\$ 2,016.09
982925	AOWU TR 23	#	8	023N	012W	ALFAFA	CONTINENTAL RESOURCES INC	18.750000%	0.000000%	18.750000%	0.00832107%	\$ 2,390.64
982926	AOWU TR 24	#	8	023N	012W	ALFAFA	CONTINENTAL RESOURCES INC	18.750000%	0.000000%	18.750000%	0.01465067%	\$ 4,209.14
982927	AOWU TR 25	#	8	023N	012W	ALFAFA	CONTINENTAL RESOURCES INC	18.750000%	0.000000%	18.750000%	0.00733409%	\$ 2,107.09
982928	AOWU TR 26	#	8	023N	012W	ALFAFA	CONTINENTAL RESOURCES INC	18.750000%	0.000000%	18.750000%	0.00874440%	\$ 2,512.27
982929	AOWU TR 27	#	8	023N	012W	ALFAFA	CONTINENTAL RESOURCES INC	18.750000%	0.000000%	18.750000%	0.00678147%	\$ 1,948.32
982930	AOWU TR 28	#	9	023N	012W	ALFAFA	CONTINENTAL RESOURCES INC	12.500000%	0.000000%	12.500000%	0.01175625%	\$ 3,377.57
982931	AOWU TR 29	#	9	023N	012W	ALFAFA	CONTINENTAL RESOURCES INC	12.500000%	0.000000%	12.500000%	0.01136383%	\$ 3,264.83
982932	AOWU TR 3	#	36	024N	012W	ALFAFA	CONTINENTAL RESOURCES INC	18.750000%	-18.750000%	0.000000%	0.00000000%	\$ -
982932	AOWU TR 30	#	9	023N	012W	ALFAFA	CONTINENTAL RESOURCES INC	18.750000%	0.000000%	18.750000%	0.01068169%	\$ 3,068.85
982933	AOWU TR 31	#	9	023N	012W	ALFAFA	CONTINENTAL RESOURCES INC	18.677005%	0.000000%	18.677005%	0.00849188%	\$ 2,439.72
982934	AOWU TR 32	#	9	023N	012W	ALFAFA	CONTINENTAL RESOURCES INC	12.500000%	0.000000%	12.500000%	0.00634954%	\$ 1,824.22
982935	AOWU TR 33	#	9	023N	012W	ALFAFA	CONTINENTAL RESOURCES INC	12.500000%	0.000000%	12.500000%	0.01426150%	\$ 4,097.33
982936	AOWU TR 34	#	9	023N	012W	ALFAFA	CONTINENTAL RESOURCES INC	15.625000%	-6.250000%	9.375000%	0.01239255%	\$ 3,560.38
982937	AOWU TR 35	#	10	023N	012W	ALFAFA	CONTINENTAL RESOURCES INC	12.500000%	0.000000%	12.500000%	0.01505710%	\$ 4,325.90
982938	AOWU TR 36	#	10	023N	012W	ALFAFA	CONTINENTAL RESOURCES INC	12.500000%	0.000000%	12.500000%	0.01303143%	\$ 3,743.93
982939	AOWU TR 37	#	10	023N	012W	ALFAFA	CONTINENTAL RESOURCES INC	12.500000%	0.000000%	12.500000%	0.01139374%	\$ 3,273.42
982940	AOWU TR 38	#	10	023N	012W	ALFAFA	CONTINENTAL RESOURCES INC	18.750000%	0.000000%	18.750000%	0.00994441%	\$ 2,857.03
982941	AOWU TR 39	#	11	023N	012W	ALFAFA	CONTINENTAL RESOURCES INC	12.473250%	0.000000%	12.473250%	0.00805688%	\$ 2,314.74
982942	AOWU TR 4	#	36	024N	012W	ALFAFA	CONTINENTAL RESOURCES INC	18.750000%	0.000000%	18.750000%	0.01120628%	\$ 3,219.56
982942	AOWU TR 40	#	11	023N	012W	ALFAFA	CONTINENTAL RESOURCES INC	12.754381%	-0.762900%	11.991481%	0.01104108%	\$ 3,172.10
982943	AOWU TR 41	#	11	023N	012W	ALFAFA	CONTINENTAL RESOURCES INC	12.735547%	-0.706641%	12.028906%	0.01602095%	\$ 4,602.82
982944	AOWU TR 42A	#	11	023N	012W	ALFAFA	CONTINENTAL RESOURCES INC	18.750000%	-0.669642%	18.080358%	0.00846196%	\$ 2,431.12
982945	AOWU TR 42B	#	11	023N	012W	ALFAFA	CONTINENTAL RESOURCES INC	18.750000%	-0.669642%	18.080358%	0.0087599%	\$ 2,492.61
982946	AOWU TR 43	#	12	023N	012W	ALFAFA	CONTINENTAL RESOURCES INC	12.500000%	0.000000%	12.500000%	0.00976531%	\$ 2,805.57
982948	AOWU TR 45	#	12	023N	012W	ALFAFA	CONTINENTAL RESOURCES INC	12.500000%	0.000000%	12.500000%	0.01571519%	\$ 4,514.97
982949	AOWU TR 46	#	16	023N	012W	ALFAFA	CONTINENTAL RESOURCES INC	12.500000%	0.000000%	12.500000%	0.00699008%	\$ 2,008.25
982950	AOWU TR 47	#	16	023N	012W	ALFAFA	CONTINENTAL RESOURCES INC	12.500000%	0.000000%	12.500000%	0.01126987%	\$ 3,237.83
982951	AOWU TR 48	#	16	023N	012W	ALFAFA	CONTINENTAL RESOURCES INC	18.750000%	0.000000%	18.750000%	0.00783759%	\$ 2,251.74
982952	AOWU TR 49	#	17	023N	012W	ALFAFA	CONTINENTAL RESOURCES INC	12.500000%	0.000000%	12.500000%	0.01255110%	\$ 3,605.93
982905	AOWU TR 5	#	1	023N	012W	ALFAFA	CONTINENTAL RESOURCES INC	18.750000%	0.000000%	18.750000%	0.01002555%	\$ 2,880.34
982953	AOWU TR 50	#	17	023N	012W	ALFAFA	CONTINENTAL RESOURCES INC	12.500000%	0.000000%	12.500000%	0.01108312%	\$ 3,187.05
982954	AOWU TR 51	#	17	023N	012W	ALFAFA	CONTINENTAL RESOURCES INC	18.750000%	0.000000%	18.750000%	0.01092585%	\$ 3,139.00
982955	AOWU TR 52	#	17	023N	012W	ALFAFA	CONTINENTAL RESOURCES INC	18.750000%	0.000000%	18.750000%	0.01029648%	\$ 2,958.18
982956	AOWU TR 53	#	17	023N	012W	ALFAFA	CONTINENTAL RESOURCES INC	12.500000%	0.000000%	12.500000%	0.01240798%	\$ 3,564.81
982957	AOWU TR 54A	#	18	023N	012W	ALFAFA	CONTINENTAL RESOURCES INC	16.689587%	0.000000%	16.689587%	0.00971561%	\$ 2,791.30
982958	AOWU TR 54B	#	18	023N	012W	ALFAFA	CONTINENTAL RESOURCES INC	16.666669%	0.000000%	16.666669%	0.00973975%	\$ 2,798.23
982959	AOWU TR 55	#	18	023N	012W	ALFAFA	CONTINENTAL RESOURCES INC	12.500000%	-6.250000%	6.250000%	0.00399941%	\$ 1,149.03
982960	AOWU TR 56	#	18	023N	012W	ALFAFA	CONTINENTAL RESOURCES INC	13.867188%	0.000000%	13.867188%	0.00863495%	\$ 2,480.65

Exhibit 5

Strack v Continental Resources Inc.
Report of the Allocation of the Net Sub-Class 1 Settlement to the Class Well Level
(Sorted by Well)

Gross Sub-Class 1 Payment \$ 49,800,000.00
Less Attorneys' Fees \$ (19,920,000.00)
Less Class Rep Award \$ (400,000.00)
Less Lit & Admin Expenses \$ (750,000.00)
Less GPT \$ -
Net Sub-Class 1 Settlement Payment for Allocation to the Well Level (and Payment to Sub-Class 1 Members) \$ 28,730,000.00

*Note: the total royalty burden and applicable excluded and opt-out royalty burdens were obtained from information provided by Continental. If these burdens were not available, it is noted in the Total Royalty Burden column above.

CLR WELL NO.	Well Name	API NO. if available	SEC	TWIN	RANGE	COUNTY	Operator	Total Royalty Burden if provided*	Identified Excluded and Opt-Out Royalty Burden*	Calculated Sub-Class 1 Royalty Burden to be Used in Allocation to Each Class Member in the Well*	Percentage of Net Sub-Class 1 Settlement Allocated to Each Sub-Class 1 Well for Distribution to Class Members	Net Sub-Class 1 Amount Allocated to Each Sub-Class 1 Well for Further Allocation & Distribution to the Class Members in the Well
982961	AOWU TR 57	#	18	023N	012W	ALFAIFA	CONTINENTAL RESOURCES INC	13.867188%	0.000000%	13.867188%	0.00997251%	2,865.10
982962	AOWU TR 58	#	19	023N	012W	MAJOR	CONTINENTAL RESOURCES INC	12.500001%	0.000000%	12.500001%	0.01067485%	3,066.91
982963	AOWU TR 59	#	19	023N	012W	MAJOR	CONTINENTAL RESOURCES INC	12.500000%	0.000000%	12.500000%	0.00981613%	2,820.17
982906	AOWU TR 6	#	1	023N	012W	ALFAIFA	CONTINENTAL RESOURCES INC	12.500000%	0.000000%	12.500000%	0.01255039%	3,605.73
982964	AOWU TR 60	#	19	023N	012W	MAJOR	CONTINENTAL RESOURCES INC	13.585064%	-2.083332%	11.501732%	0.00706633%	2,090.16
982965	AOWU TR 61	#	19	023N	012W	MAJOR	CONTINENTAL RESOURCES INC	12.890626%	0.000000%	12.890626%	0.00970816%	2,789.15
982966	AOWU TR 62	#	19	023N	012W	MAJOR	CONTINENTAL RESOURCES INC	12.890626%	0.000000%	12.890626%	0.00835696%	2,400.95
982967	AOWU TR 63	#	20	023N	012W	MAJOR	CONTINENTAL RESOURCES INC	18.750000%	0.000000%	18.750000%	0.01031215%	2,962.68
982968	AOWU TR 64	#	20	023N	012W	MAJOR	CONTINENTAL RESOURCES INC	18.750000%	0.000000%	18.750000%	0.00914735%	2,628.04
982969	AOWU TR 65	#	20	023N	012W	MAJOR	CONTINENTAL RESOURCES INC	12.866212%	0.000000%	12.866212%	0.01195921%	3,495.88
982907	AOWU TR 7	#	1	023N	012W	ALFAIFA	CONTINENTAL RESOURCES INC	18.750000%	0.000000%	18.750000%	0.00913876%	2,625.57
982908	AOWU TR 8	#	1	023N	012W	ALFAIFA	CONTINENTAL RESOURCES INC	18.750000%	0.000000%	18.750000%	0.00724435%	2,081.30
982909	AOWU TR 9	#	1	023N	012W	ALFAIFA	CONTINENTAL RESOURCES INC	18.750000%	0.000000%	18.750000%	0.01234843%	3,547.70
522650	ARCHER 1-18 (PLUGGED)	3509321266	18	022N	009W	MAJOR	HELIX EXPLORATION COMPANY	18.573210%	0.000000%	18.573210%	0.0110415%	317.22
206516	ARLAN 1-15H	3506323827	15	004N	010E	HUGHES	CONTINENTAL RESOURCES INC	19.569434%	-0.512980%	19.056454%	0.03496051%	100,457.47
207251	ARLAN 2-15H	3506324099	15	004N	010E	HUGHES	CONTINENTAL RESOURCES INC	19.504472%	-0.448018%	19.056454%	0.03047262%	87,187.68
207252	ARLAN 3-15H	3506324101	15	004N	010E	HUGHES	CONTINENTAL RESOURCES INC	19.504472%	-0.448018%	19.056454%	0.03047262%	87,187.68
207253	ARLAN 4-15H	3506324095	15	004N	010E	HUGHES	CONTINENTAL RESOURCES INC	19.504472%	-0.448018%	19.056454%	0.03047262%	87,187.68
784190	ARNOLD 1-1(PLUGGED)	3509322634	1	022N	010W	MAJOR	CONTINENTAL RESOURCES INC	18.750000%	0.000000%	18.750000%	0.00822336%	2,362.57
212336	ARRINGTON 1-23H	3505123671	23	003N	005W	GRADY	CONTINENTAL RESOURCES INC	17.666501%	-0.457357%	17.209144%	0.15280785%	43,901.70
925900	ATKINS 1-29(SOLD)	3513921254	29	003N	019E	TEXAS	RTC RESOURCES LLP	12.500000%	0.000000%	12.500000%	0.03753838%	10,784.78
800085	AUFDERHAR 7-2(PLUGGED)	3507322908	7	016N	009W	KINGFISHER	CONTINENTAL RESOURCES INC	12.500000%	0.000000%	12.500000%	0.02046621%	5,879.94
210490	AUD 1-10H	3505123591	10	003N	005W	GRADY	CONTINENTAL RESOURCES INC	19.752606%	-1.616704%	18.135902%	0.14682404%	42,182.55
806865	AUSTIN 1-25H						CONTINENTAL RESOURCES INC	Not Available	None Known	Not Available	0.00879325%	2,526.30
804900	AVRIETT 1-16						CONTINENTAL RESOURCES INC	Not Available	None Known	Not Available	0.00301522%	866.27
804765	B #1-4(SOLD)						CONTINENTAL RESOURCES INC	Not Available	None Known	Not Available	0.00150781%	433.19
202120	BAHAN 1-5						CONTINENTAL RESOURCES INC	Not Available	None Known	Not Available	0.01805583%	5,187.44
810410	BALDWIN 2-23						CONTINENTAL RESOURCES INC	Not Available	None Known	Not Available	0.00479813%	1,378.50
210317	BALL 1-19H	3501123012	5	016N	011W	BLAINE	CONTINENTAL RESOURCES INC	Not Available	None Known	Not Available	0.05772887%	16,585.50
209174	BALLARD 1-17H	3504924934	19	003N	004W	GARVIN	CONTINENTAL RESOURCES INC	Not Available	None Known	Not Available	0.05888749%	16,918.38
213153	BANKS 1-12-13XH	3505123519	17	007N	006W	GRADY	CONTINENTAL RESOURCES INC	19.116459%	-1.406251%	17.710208%	0.0044695%	1,277.61
812879	BANKS 1-17H	3508521240	12	006S	001W	LOVE	CONTINENTAL RESOURCES INC	19.691465%	-0.506590%	19.184875%	0.0044695%	1,277.61
815509	BARBARA BRAND 1-6H	3504323234	17	016N	015W	DEWEY	DEVON ENERGY PRODUCTION CO LP	Not Available	None Known	Not Available	0.0003819%	10.67
810915	BARBY FRY UNIT 1-19	3505123890	6	005N	005W	GRADY	MARATHON OIL COMPANY	20.242552%	0.000000%	20.242552%	0.00068094%	195.63
197280	BARKMAN-TOEWS UNIT 1(SOLD)	3500735282	20	032N	026E	BEAVER	BECK PUMP & SUPPLY INC	Not Available	None Known	Not Available	0.00967451%	2,779.49
598880	BARNES 1-25(SOLD)	3504730092	19	003N	006W	GARFIELD	KIRKPATRICK OIL COMPANY INC	14.062500%	0.000000%	14.062500%	0.23006285%	66,097.06
210332	BARNETT 1-5H	3505120104	25	009N	007W	GRADY	KIRKPATRICK OIL COMPANY INC	12.500020%	0.000000%	12.500020%	0.00453680%	1,303.42
397310	BARR 1-18	3501123356	5	014N	012W	BLAINE	CONTINENTAL RESOURCES INC	19.674308%	0.000000%	19.674308%	0.10351090%	29,738.68
207121	BART WOODS UNIT NO 1	3507320270	18	018N	007W	KINGFISHER	GRIFFIN RESOURCES LLC	Not Available	None Known	Not Available	0.03494357%	10,039.29
804860	BARTLE 2-5	3504321054	2	017N	016W	DEWEY	CONTINENTAL RESOURCES INC	18.750000%	0.000000%	18.750000%	0.01837312%	5,278.60
804925	BARTENBACK 15-6	3504322555	15	018N	018W	DEWEY	CONTINENTAL RESOURCES INC	Not Available	None Known	Not Available	0.00438278%	1,259.17
802660	BAXTER #1-20(SOLD)						CONTINENTAL RESOURCES INC	Not Available	None Known	Not Available	0.01874612%	5,385.76
960210	BEARD 1-15(SOLD)	3512121940	15	007N	016E	PITTSBURG	CONTINENTAL RESOURCES INC	18.164062%	0.000000%	18.164062%	0.01222089%	3,511.06
210334	BEADLES 1-26H	3504323275	35	016N	015W	DEWEY	CONTINENTAL RESOURCES INC	17.393046%	-2.148439%	17.393046%	0.06601227%	18,965.32
800023	BEALL 1-14(PLUGGED)	3509320697	14	022N	014W	MAJOR	CONTINENTAL RESOURCES INC	14.062500%	-4.340287%	9.722213%	0.00793117%	2,278.63
800024	BEALL 2-14						CONTINENTAL RESOURCES INC	Not Available	None Known	Not Available	0.00641982%	1,844.41
800830	BEALL 3-14(SOLD)	3509322577	14	022N	014W	MAJOR	LINN OPERATING INC	15.147240%	0.000000%	15.147240%	0.00641982%	1,844.41
210266	BEAM 1-35H	3505123663	35	008N	007W	GRADY	CONTINENTAL RESOURCES INC	18.261719%	-0.810546%	17.451173%	0.02781810%	7,992.14
810008	BEAMAN 9 #1(SOLD)						CONTINENTAL RESOURCES INC	Not Available	None Known	Not Available	0.00043417%	124.74

Exhibit 5

Strack v Continental Resources Inc.
Report of the Allocation of the Net Sub-Class 1 Settlement to the Class Well Level
(Sorted by Well)

Gross Sub-Class 1 Payment \$ 49,800,000.00
Less Attorneys' Fees \$ (19,920,000.00)
Less Class Rep Award \$ (400,000.00)
Less Lit & Admin Expenses \$ (750,000.00)
Less GPT \$ -
Net Sub-Class 1 Settlement Payment for Allocation to the Well Level (and Payment to Sub-Class 1 Members) \$ 28,730,000.00

*Note: the total royalty burden and applicable excluded and opt-out royalty burdens were obtained from information provided by Continental. If these burdens were not available, it is noted in the Total Royalty Burden column above.

CLR WELL NO.	Well Name	API NO. if available	SEC	TWN	RANGE	COUNTY	Operator	Total Royalty Burden if provided*	Identified Excluded and Opt-Out Royalty Burden*	Calculated Sub-Class 1 Royalty Burden to be Used in Allocation to Each Class Member in the Well*	Percentage of Net Sub-Class 1 Settlement Allocated to Each Sub-Class 1 Well for Distribution to Class Members	Net Sub-Class 1 Amount Allocated to Each Sub-Class 1 Well for Further Allocation & Distribution to the Class Members in the Well
323440	BEARD 1	3515120016	36	025N	015W	WOODS	SANDRIDGE EXPLORATION & PRODUCTION LLC	12.758420%	-3.397050%	9.361370%	0.03123450%	\$ 8,973.67
810022	BEARD CPC 106-4						CONTINENTAL RESOURCES INC	Not Available	None Known	Not Available	0.01235017%	\$ 3,548.20
212234	BEARDEN 1-25H	3505123672	25	003N	005W	GRADY	CONTINENTAL RESOURCES INC	18.757076%	-0.477295%	18.279781%	0.21119890%	\$ 60,677.44
208040	BECCA 1-17H	3502920973	17	003N	009E	COAL	CONTINENTAL RESOURCES INC	18.476613%	0.000000%	18.476613%	0.05910806%	\$ 16,981.74
210382	BECK 1-3H	3504323263	3	016N	014W	DEWEY	CONTINENTAL RESOURCES INC	19.992579%	-10.757425%	9.235154%	0.05923106%	\$ 17,017.08
445000	BECKWITH A.D. 1-19	3509320651	19	023N	012W	MAJOR	CONTINENTAL RESOURCES INC	13.585064%	-7.638889%	5.946175%	0.00017523%	\$ 50.43
437720	BECKWITH B 1-23(SOLD)	#	23	023N	013W	WOODS	EARLSBORO ENERGIES CORPORATION	Not Available	None Known	12.500000%	0.00006188%	\$ 17.78
810011	BEEBY 12-1						CONTINENTAL RESOURCES INC	12.500000%	None Known	Not Available	0.00039228%	\$ 112.70
35920	BEEBY 2-35 (PLUGGED)	3504720405	35	020N	004W	GARFIELD	CONTINENTAL RESOURCES INC	12.500080%	0.000000%	12.500080%	0.00019269%	\$ 55.36
801760	BEECHER #4-11(SOLD)						CONTINENTAL RESOURCES INC	Not Available	None Known	Not Available	0.00057466%	\$ 165.10
210668	BEERS 1-7H	3504323228	7	016N	016W	DEWEY	CONTINENTAL RESOURCES INC	18.394077%	-3.325670%	15.068407%	0.09192367%	\$ 26,409.67
804750	BELL #2-30(SOLD)						CONTINENTAL RESOURCES INC	Not Available	None Known	Not Available	0.00449560%	\$ 1,291.59
802040	BELL #3-A (SOLD)						CONTINENTAL RESOURCES INC	Not Available	None Known	Not Available	0.00005776%	\$ 16.59
644910	BELL 1-26(SOLD)	3508720517	26	005N	003W	MCCLAIN	MULLINS JIMMY R DBA SOUTHCREEK PETROLEUM C I	15.885420%	0.000000%	15.885420%	0.01983895%	\$ 5,699.73
675990	BELL 3-26 (SOLD)	3508720569	26	005N	003W	MCCLAIN	UNIT PETROLEUM COMPANY	15.625000%	0.000000%	15.625000%	0.04118351%	\$ 11,832.02
712040	BELL 4-26(SOLD)	3508720582	26	005N	003W	MCCLAIN	UNIT PETROLEUM COMPANY	15.625000%	0.000000%	15.625000%	0.02884537%	\$ 8,287.27
210329	BENHAM 1-23H	3504323141	23	017N	014W	DEWEY	CONTINENTAL RESOURCES INC	18.750000%	0.000000%	18.750000%	0.07310055%	\$ 21,001.79
472260	BENNETT 1-17 (PLUGGED)	3504320508	17	018N	016W	DEWEY	CONTINENTAL RESOURCES INC	12.500000%	0.000000%	12.500000%	0.01742536%	\$ 5,006.30
520540	BENNETT 1-9(SOLD)	3501520511	9	012N	012W	CADDO	OKIE CRUDE COMPANY	12.500000%	0.000000%	12.500000%	0.02365010%	\$ 6,794.68
197270	BENNETT 1 (PLUGGED)	3504730088	27	023N	007W	GARFIELD	CONTINENTAL RESOURCES INC	12.899100%	0.000000%	12.899100%	0.22180358%	\$ 63,724.17
474400	BERNARD 1-24(SOLD)	3500320365	24	004N	012W	ALFALFA	BLUEBONNET OIL CORPORATION	12.500000%	0.000000%	12.500000%	0.05327012%	\$ 15,304.51
695060	BERNHARDT 1-19	3507323136	19	015N	009W	KINGFISHER	CONTINENTAL RESOURCES INC	15.082283%	-0.515440%	14.566843%	0.02851681%	\$ 8,192.88
695062	BERNHARDT 1-19 CHESTER	3507323136	19	015N	009W	KINGFISHER	CONTINENTAL RESOURCES INC	15.082283%	-0.489668%	14.592615%	0.03088740%	\$ 8,873.95
202170	BERNICE 1-2	3504724326	2	023N	007W	GARFIELD	CONTINENTAL RESOURCES INC	12.500000%	0.000000%	12.500000%	0.01977994%	\$ 5,682.78
571000	BERRY 1 & 2	#	13	019N	001E	PAYNE	CONTINENTAL RESOURCES INC	12.499990%	0.000000%	12.499990%	0.00069411%	\$ 199.42
214244	BERRY 1-34H	3505123807	34	004N	005W	GRADY	CONTINENTAL RESOURCES INC	20.176283%	0.000000%	20.176283%	0.02070007%	\$ 5,947.13
201230	BETH 1-6	3501122932	6	016N	011W	BLAINE	CONTINENTAL RESOURCES INC	18.750000%	0.000000%	18.750000%	0.043774056%	\$ 125,762.86
970250	BETHY 1-14(SOLD)	3512122034	14	007N	016E	PITTSBURG	CANAAN RESOURCES X LLC	18.749930%	0.000000%	18.749930%	0.00682841%	\$ 1,961.80
212581	BETTY JEAN 1-8 5XH	3505123755	8	007N	006W	GRADY	CONTINENTAL RESOURCES INC	18.986781%	-0.137557%	18.849224%	0.01718994%	\$ 4,938.67
487630	BETZ 1-32(SOLD)	3507321644	32	018N	009W	KINGFISHER	GAI JIN TRADING COMPANY LLC	12.500000%	0.000000%	12.500000%	0.03533762%	\$ 10,152.50
980300	BEVERLY 1-19	3504321644	19	004N	023E	BEAVER	CONTINENTAL RESOURCES INC	12.500001%	-3.077678%	9.422323%	0.05033901%	\$ 14,462.40
810865	BIEHLER #2-21(PLUGGED)	3500724389	19	004N	023E	BEAVER	CONTINENTAL RESOURCES INC	Not Available	None Known	Not Available	0.00074728%	\$ 214.69
810885	BIEHLER 1-21						CONTINENTAL RESOURCES INC	Not Available	None Known	Not Available	0.00002054%	\$ 5.90
811110	BIEHLER 3-21						CONTINENTAL RESOURCES INC	Not Available	None Known	Not Available	0.00154547%	\$ 444.01
870008	BIERIG 1-29	3509923339	29	020N	010W	MAJOR	CONTINENTAL RESOURCES INC	18.750000%	0.000000%	18.750000%	0.14201384%	\$ 40,800.58
210172	BIG BABY 1-24H	3504323162	24	016N	015W	DEWEY	CONTINENTAL RESOURCES INC	18.318492%	-2.509620%	15.808872%	0.07683714%	\$ 22,075.31
802530	BIG MACK #34-A(SOLD)						CONTINENTAL RESOURCES INC	Not Available	None Known	Not Available	0.00008651%	\$ 24.85
804930	BIG POND PRUE TR 7						CONTINENTAL RESOURCES INC	Not Available	None Known	Not Available	0.00000747%	\$ 2.15
940150	BIGELOW 1-11(SOLD)	3512121938	11	007N	016E	PITTSBURG	CANAAN RESOURCES X LLC	18.750024%	0.000000%	18.750024%	0.00853870%	\$ 2,453.17
805430	BIGPOND PRUE TR. 8.11.12						CONTINENTAL RESOURCES INC	Not Available	None Known	Not Available	0.00005373%	\$ 15.44
910140	BILL 1-25	3501122490	25	019N	010W	BLAINE	CONTINENTAL RESOURCES INC	20.000000%	0.000000%	20.000000%	0.18239684%	\$ 52,402.61
894860	BILYEU 1(SOLD)	3511922701	13	019N	001E	PAYNE	CONTINENTAL RESOURCES INC	18.750000%	0.000000%	18.750000%	0.00017586%	\$ 50.53
810014	BINGO 1-1						CONTINENTAL RESOURCES INC	Not Available	None Known	Not Available	0.00127675%	\$ 366.81
210265	BIRT 1-13H	3505123697	13	007N	006W	GRADY	CONTINENTAL RESOURCES INC	19.559765%	-0.026367%	19.533398%	0.03688500%	\$ 10,597.06
930050	BISEL 1-32 (PLUGGED)	3509923797	32	021N	009W	MAJOR	CONTINENTAL RESOURCES INC	19.360860%	0.000000%	19.360860%	0.02854779%	\$ 8,201.78
421790	BLACKBURN 1-16(SOLD)	3509520322	16	022N	009W	MAJOR	CONTINENTAL RESOURCES INC	12.500000%	0.000000%	12.500000%	0.03080310%	\$ 8,849.73
802070	BLAINE UNIT(SOLD)	3504320151	12	018N	018W	DEWEY	SUNDOWN ENERGY LP	12.497269%	-0.366210%	12.131059%	0.07211345%	\$ 20,718.19
950160	BLAND 1-17(SOLD)	3506121120	17	008N	018E	HASKELL	CANAAN RESOURCES X LLC	18.886720%	0.000000%	18.886720%	0.01935542%	\$ 5,560.81
810320	BLANSIT 1	3504720180	17	022N	006W	GARFIELD	CONTINENTAL RESOURCES INC	Not Available	None Known	Not Available	0.04396121%	\$ 12,630.06

Exhibit 5

Strack v Continental Resources Inc.
Report of the Allocation of the Net Sub-Class 1 Settlement to the Class Well Level
(Sorted by Well)

Gross Sub-Class 1 Payment \$ 49,800,000.00
Less Attorneys' Fees \$ (19,920,000.00)
Less Class Rep Award \$ (400,000.00)
Less Lit & Admin Expenses \$ (750,000.00)
Less GPT \$ -
Net Sub-Class 1 Settlement \$ 28,730,000.00

*Note: the total royalty burden and applicable excluded and opt-out royalty burdens were obtained from information provided by Continental. If these burdens were not available, it is noted in the Total Royalty Burden column above.

CLR WELL NO.	Well Name	API NO. if available	SEC	TWN	RANGE	COUNTY	Operator	Total Royalty Burden if provided*	Identified Excluded and Opt-Out Royalty Burden*	Calculated Sub-Class 1 Royalty Burden to be Used in Allocation to Each Class Member in the Well*	Percentage of Net Sub-Class 1 Settlement Allocated to Each Sub-Class 1 Well for Distribution to Class Members	Net Sub-Class 1 Amount Allocated to Each Sub-Class 1 Well for Further Allocation & Distribution to the Class Members in the Well
810350	BLANSIT 2						CONTINENTAL RESOURCES INC	Not Available	None Known	Not Available	0.0073196%	\$ 2,100.73
810015	BLEHM, VIRGIL 1						CONTINENTAL RESOURCES INC	Not Available	None Known	Not Available	0.00057347%	\$ 164.76
207235	BLEVINS 1-1H	3506324133	1	006N	011E	HUGHES	CONTINENTAL RESOURCES INC	18.914612%	-3.316805%	15.597807%	0.16955526%	\$ 48,713.23
606560	BLUMHOF 1 (PLUGGED)	3501721333	33	012N	006W	CANADIAN	CONTINENTAL RESOURCES INC	12.500000%	0.000000%	12.500000%	0.02956606%	\$ 8,494.33
940221	BOB 1-19	3509323892	19	021N	009W	MAJOR	CONTINENTAL RESOURCES INC	12.500000%	0.000000%	12.500000%	0.10612073%	\$ 30,488.49
905850	BOBSFARM 1-15(PLUGGED)	3504723920	15	022N	007W	GARFIELD	CONTINENTAL RESOURCES INC	12.500000%	0.000000%	12.500000%	0.09704284%	\$ 27,880.41
80042	BODE 1-5(PLUGGED)	3509320364	5	020N	009W	MAJOR	CONTINENTAL RESOURCES INC	12.500000%	0.000000%	12.500000%	0.00465566%	\$ 1,337.57
800153	BOECKMAN C 1-25	3501122254	25	019N	011W	BLAINE	CHESAPEAKE OPERATING INC	12.500000%	0.000000%	12.500000%	0.01027637%	\$ 2,952.40
394850	BOEHS 1-36	3509320406	36	022N	014W	MAJOR	CONTINENTAL RESOURCES INC	12.500000%	0.000000%	12.500000%	0.03926652%	\$ 11,281.27
810016	BOEHS 2-36 (PLUGGED)	3509321471	36	022N	014W	MAJOR	CONTINENTAL RESOURCES INC	12.500000%	0.000000%	12.500000%	0.03822740%	\$ 10,982.73
207212	BOGGS 1-12H	3506324098	12	004N	009E	HUGHES	CONTINENTAL RESOURCES INC	19.054375%	-1.025391%	18.028984%	0.24987099%	\$ 71,787.94
599700	BOLLENBACH 1-8	#	8	016N	007W	KINGFISHER	PAYROCK ENERGY LLC	Not Available	None Known	Not Available	0.02945879%	\$ 8,463.51
462350	BOOZE 1-19	3500320293	19	024N	011W	ALFALFA	CONTINENTAL RESOURCES INC	12.500000%	0.000000%	12.500000%	0.27180668%	\$ 78,090.06
206690	BORDEN LAND CO 1-1	3501123207	1	014N	013W	BLAINE	CONTINENTAL RESOURCES INC	13.047150%	0.000000%	13.047150%	0.01899409%	\$ 5,457.00
536560	BOSTON RADER 1	3501120724	35	012N	006W	CANADIAN	CONTINENTAL RESOURCES INC	14.078780%	0.000000%	14.078780%	0.07508589%	\$ 21,572.18
250110	BOURQUIN B 1&2 (PLUGGED)	#	24	001N	026E	BEAVER	CONTINENTAL RESOURCES INC	12.500000%	0.000000%	12.500000%	0.00059505%	\$ 170.96
423810	BOWLES 1-10	3509320266	10	020N	009W	MAJOR	CONTINENTAL RESOURCES INC	12.500000%	0.000000%	12.500000%	0.20443953%	\$ 58,735.48
206527	BOWLES 2-10	3509324544	10	020N	009W	MAJOR	CONTINENTAL RESOURCES INC	12.500000%	0.000000%	12.500000%	0.10363381%	\$ 29,773.99
398280	BOWLES, MERLE O. 1-15(PLUGGED)	#	15	020N	009W	MAJOR	CONTINENTAL RESOURCES INC	Not Available	None Known	Not Available	0.00088211%	\$ 253.43
440750	BOYMAKER 1-8 (PLUGGED)	3509320608	8	020N	010W	MAJOR	CONTINENTAL RESOURCES INC	12.500000%	0.000000%	12.500000%	0.00000112%	\$ 0.32
806660	BOYCE 1-29H	3506323908	26	006N	010E	HUGHES	CONTINENTAL RESOURCES INC	Not Available	None Known	Not Available	0.05677328%	\$ 16,310.96
806135	BOYCE 1-34H	3506323883	34	006N	010E	HUGHES	CONTINENTAL RESOURCES INC	18.750000%	0.000000%	18.750000%	0.03855383%	\$ 11,076.52
807570	BOYD 1-34H						CONTINENTAL RESOURCES INC	Not Available	None Known	Not Available	0.00139260%	\$ 400.09
810520	BRACK #2-7 (SOLD)	3501120813	7	015N	013W	BLAINE	CONTINENTAL RESOURCES INC	Not Available	None Known	Not Available	0.00305704%	\$ 878.29
800090	BRACK 1-7(SOLD)	3501123233	28	016N	012W	BLAINE	KINGFISHER RESOURCES INC	22.734363%	0.000000%	22.734363%	0.00502955%	\$ 1,444.99
208077	BRADFORD 1-28A	3515321610	6	024N	018W	WOODWARD	CONTINENTAL RESOURCES INC	19.726563%	0.000000%	19.726563%	0.00495301%	\$ 1,423.00
449870	BRADLEY 1-6(SOLD)	3500320170	9	023N	012W	ALFALFA	SNYDER PARTNERS	12.500342%	0.000000%	12.500342%	0.00001361%	\$ 3.91
454730	BRADLEY 1-9	3500320203	9	023N	012W	ALFALFA	CONTINENTAL RESOURCES INC	15.625000%	-6.250000%	9.375000%	0.00021377%	\$ 61.30
202180	BRADLEY 2-9	3500320203	9	023N	012W	ALFALFA	CONTINENTAL RESOURCES INC	15.625000%	-6.250000%	9.375000%	0.03108454%	\$ 8,930.59
814526	BRAND 1-30XH	3504724329	7	023N	006W	GARFIELD	CONTINENTAL RESOURCES INC	18.750000%	0.000000%	18.750000%	0.00110440%	\$ 317.29
188590	BRANDENBURG A 5 & A 1(SOLD)	3505123753	30	006N	005W	GRADY	MARATHON OIL COMPANY	19.048519%	0.000000%	19.048519%	0.00147522%	\$ 423.83
188600	BRANDENBURG B BS 1,2,&8(1(SOLD)	3512523079	30	007N	004E	POTTAWATOMIE	SHARP ANTHONY G	18.750000%	0.000000%	18.750000%	0.00534846%	\$ 1,536.61
194680	BRANDENBURG B PERKINS 1, 2(SO)	#	34	008N	004E	POTTAWATOMIE	CONTINENTAL RESOURCES INC	18.750000%	0.000000%	18.750000%	0.00131397%	\$ 377.50
193480	BRANDENBURG COLUMBUS 1,2,3(SO)	3512501360	003	007N	004E	POTTAWATOMIE	SHARP ANTHONY G	12.500000%	0.000000%	12.500000%	0.00892767%	\$ 2,564.92
846230	BRANDENBURG D 1,2,3,4(SOLD)	3512522258	3	007N	004E	POTTAWATOMIE	CONTINENTAL RESOURCES INC	Not Available	None Known	Not Available	0.00511444%	\$ 1,468.52
853330	BRANDENBURG IRMA 1&2(SOLD)	3512522361	34	008N	004E	POTTAWATOMIE	OKLAHOMA OIL & GAS MGMT INC	18.750000%	0.000000%	18.750000%	0.00795349%	\$ 2,285.04
853340	BRANDENBURG IRMA 1&2(SOLD)	3512522358	34	008N	004E	POTTAWATOMIE	OKLAHOMA OIL & GAS MGMT INC	18.750000%	0.000000%	18.750000%	0.00229491%	\$ 659.33
210267	BRANVAN 1-34-27XH	3505123713	34	008N	006W	GRADY	CONTINENTAL RESOURCES INC	19.167574%	-0.234384%	18.933190%	0.00272113%	\$ 9,400.78
800230	BRANSTETTER #1(SOLD)						CONTINENTAL RESOURCES INC	Not Available	None Known	Not Available	0.00006944%	\$ 19.95
801480	BRANSTETTER #2-14(SOLD)						CONTINENTAL RESOURCES INC	Not Available	None Known	Not Available	0.00916848%	\$ 2,634.11
571680	BRAUSER, GEORGE 2	3504721689	23	021N	008W	GARFIELD	CONTINENTAL RESOURCES INC	12.500000%	0.000000%	12.500000%	0.04679618%	\$ 13,444.54
910270	BRECKENRIDGE 1-21(PLUGGED)	3507330470	21	019N	009W	KINGFISHER	CONTINENTAL RESOURCES INC	18.720215%	-0.059570%	18.660645%	0.09741859%	\$ 27,988.36
724630	BREHM 1-19(SOLD)	3507323324	19	018N	008W	KINGFISHER	GOLD CREST CORPORATION	22.182030%	0.000000%	22.182030%	0.02270055%	\$ 6,521.87
214524	BREWER 1-22-27XH	3501926146	22	005S	003W	CARTER	CONTINENTAL RESOURCES INC	18.658197%	-1.399233%	17.258964%	0.00691954%	\$ 1,987.98
805140	BRIDAL #1-6(SOLD)						CONTINENTAL RESOURCES INC	Not Available	None Known	Not Available	0.01440389%	\$ 4,138.24
805145	BRIDAL #2-6(SOLD)						CONTINENTAL RESOURCES INC	Not Available	None Known	Not Available	0.00117685%	\$ 338.11
805150	BRIDAL #3-6(SOLD)						CONTINENTAL RESOURCES INC	Not Available	None Known	Not Available	0.00924816%	\$ 2,657.00
213029	BRIDWELL 1-25H	3505123737	25	006N	005W	GRADY	CONTINENTAL RESOURCES INC	18.953341%	-1.276693%	17.676648%	0.02799466%	\$ 8,042.87

Exhibit 5

Strack v Continental Resources Inc.
 Report of the Allocation of the Net Sub-Class 1 Settlement to the Class Well Level
 (Sorted by Well)

Gross Sub-Class 1 Payment \$ 49,800,000.00
 Less Attorneys' Fees \$ (19,920,000.00)
 Less Class Rep Award \$ (400,000.00)
 Less Lit & Admin Expenses \$ (750,000.00)
 Less GPT \$ -
 Net Sub-Class 1 Settlement Payment for Allocation to the Well Level (and Payment to Sub-Class 1 Members) \$ 28,730,000.00

*Note: the total royalty burden and applicable excluded and opt-out royalty burdens were obtained from information provided by Continental. If these burdens were not available, it is noted in the Total Royalty Burden column above.

CLR WELL NO.	Well Name	API NO. if available	SEC	TWN	RANGE	COUNTY	Operator	Total Royalty Burden if provided*	Identified Excluded and Opt-Out Royalty Burden*	Calculated Sub-Class 1 Royalty Burden to be Used in Allocation to Each Class Member in the Well*	Percentage of Net Sub-Class 1 Settlement Allocated to Each Sub-Class 1 Well for Distribution to Class Members	Net Sub-Class 1 Amount Allocated to Each Sub-Class 1 Well for Further Allocation & Distribution to the Class Members in the Well
940140	BROWN 1-10(SOLID)	3512122032	10	007N	016E	PITTSBURG	CANAAN RESOURCES X LLC	18.554692%	0.000000%	18.554692%	0.00658708%	1,892.47
815249	BROWN 1-11H	3505123856	11	006N	008W	GRADY	UNIT PETROLEUM COMPANY	20.044613%	0.000000%	20.044613%	0.00002500%	7.18
208293	BROWN 1-2H	3504323075	2	017N	016W	DEWEY	CONTINENTAL RESOURCES INC	18.750000%	0.000000%	18.750000%	0.13440222%	38,613.76
207042	BROWN 1-3H	3506323909	33	007N	010E	HUGHES	CONTINENTAL RESOURCES INC	18.787975%	-0.195313%	18.592662%	0.17038168%	48,950.66
805860	BROWN 1-36						CONTINENTAL RESOURCES INC	Not Available	None Known	Not Available	0.02661157%	7,645.50
850940	BROWN 1-5(PLOGGED)	3504321908	5	019N	016W	DEWEY	CONTINENTAL RESOURCES INC	20.000000%	0.000000%	20.000000%	0.00611810%	1,757.73
810018	BROWN 1-6						CONTINENTAL RESOURCES INC	Not Available	None Known	Not Available	0.00220303%	632.93
847970	BROWN 1-7						CONTINENTAL RESOURCES INC	19.757740%	0.000000%	19.757740%	0.01041858%	2,993.26
806145	BROWN 2-36	3501521646	7	011N	012W	CADDO	CONTINENTAL RESOURCES INC	Not Available	None Known	Not Available	0.01201259%	3,451.22
813238	BROWN TRUST 1-1H	3505123647	1	004N	006W	GRADY	MARATHON OIL COMPANY	12.908817%	0.000000%	12.908817%	0.02959581%	8,502.88
206305	BRUCE 1-15	3501123201	15	016N	012W	BLAINE	CONTINENTAL RESOURCES INC	14.020421%	-0.003047%	14.017374%	0.12754892%	36,644.80
566660	BRUNKEN 1-35	3504721692	35	023N	004W	GARFIELD	CONTINENTAL RESOURCES INC	12.500000%	0.000000%	12.500000%	0.08670978%	24,911.72
697910	BRUNKEN 1-35	3504722747	35	023N	004W	GARFIELD	CONTINENTAL RESOURCES INC	15.625000%	0.000000%	15.625000%	0.04338135%	12,463.46
209103	BRUNKEN 4-35	3504724501	35	023N	004W	GARFIELD	CONTINENTAL RESOURCES INC	12.499999%	0.000000%	12.499999%	0.00717537%	2,061.48
203220	BRYSUN 1-22	3501123025	22	017N	012W	BLAINE	CONTINENTAL RESOURCES INC	18.906250%	-2.500000%	16.406250%	0.54686416%	157,114.07
615400	BUCHANAN 1-25(PLOGGED)	3501121440	25	019N	010W	BLAINE	CONTINENTAL RESOURCES INC	12.500000%	0.000000%	12.500000%	0.10139763%	29,131.54
213863	BUCK 1-6H	3508521211	6	006S	002W	LOVE	CONTINENTAL RESOURCES INC	21.257299%	-4.410378%	16.846921%	0.00199121%	572.07
810610	BUCKNER 10-A						CONTINENTAL RESOURCES INC	Not Available	None Known	Not Available	0.00065558%	188.35
804935	BULL 1	3512920007	18	016N	024W	ROGER MILLS	CONTINENTAL RESOURCES INC	Not Available	None Known	Not Available	0.01635587%	4,699.04
800134	BULLS 1-5						CONTINENTAL RESOURCES INC	Not Available	None Known	Not Available	0.00531399%	1,531.71
282315	BULLOCK DIERKSON 6	3504721018	12	021N	008W	GARFIELD	CONTINENTAL RESOURCES INC	0.000000%	0.000000%	0.000000%	0.00151451%	435.12
282311	BULLOCK-DIERKSON 1	3504730700	12	021N	008W	GARFIELD	CONTINENTAL RESOURCES INC	12.500000%	0.000000%	12.500000%	0.01008357%	2,897.01
282312	BULLOCK-DIERKSON 2	3504700013	12	021N	008W	GARFIELD	CONTINENTAL RESOURCES INC	12.500000%	0.000000%	12.500000%	0.00163892%	470.86
282313	BULLOCK-DIERKSON 3	3504720028	12	021N	008W	GARFIELD	CONTINENTAL RESOURCES INC	12.500000%	0.000000%	12.500000%	0.00301079%	86.70
282314	BULLOCK-DIERKSON 4	3504720089	12	021N	008W	GARFIELD	CONTINENTAL RESOURCES INC	12.500000%	0.000000%	12.500000%	0.00106585%	306.22
282300	BULLOCK-DIERKSON UNIT	3504730700	12	021N	008W	GARFIELD	CONTINENTAL RESOURCES INC	12.500000%	0.000000%	12.500000%	0.09002952%	25,865.48
213244	BURCH 1-19H	3504925001	30	001N	001W	GARVIN	CONTINENTAL RESOURCES INC	17.666116%	-0.083883%	17.582333%	0.01969751%	5,659.09
278180	BURFORD 1-30 (PLOGGED)	3504720054	30	021N	007W	GARFIELD	CONTINENTAL RESOURCES INC	17.968760%	0.000000%	17.968760%	0.03001432%	8,623.11
213274	BURKES 1-28H	3505123790	28	004N	005W	GRADY	CONTINENTAL RESOURCES INC	18.244445%	-0.978553%	17.265892%	0.02337779%	6,716.44
840014	BURLINGTON 1-12(PLOGGED)	3504723786	12	022N	007W	GARFIELD	CONTINENTAL RESOURCES INC	19.007870%	-4.850760%	14.157110%	0.04735260%	13,604.40
205760	BURNETT 1-16 (PLOGGED)	3501123146	16	017N	012W	BLAINE	CONTINENTAL RESOURCES INC	18.750000%	-14.843750%	3.906250%	0.00011596%	33.31
802510	BURNETT 1-21						CONTINENTAL RESOURCES INC	Not Available	None Known	Not Available	0.03648623%	10,482.49
805155	BURR 10-1(SOLID)	3504322552	10	018N	018W	DEWEY	CHESAPEAKE OPERATING INC	12.500000%	-0.046120%	12.453880%	0.00373964%	1,074.40
811160	BURRIGT 14-1						CONTINENTAL RESOURCES INC	Not Available	None Known	Not Available	0.00491062%	29.10
943980	BUSER 1-19(SOLID)	3505122213	19	007N	006W	GRADY	CHESAPEAKE OPERATING INC	17.258930%	0.000000%	17.258930%	0.06881996%	19,771.98
213149	BUSER 1-19-30H	3505123919	19	007N	006W	GRADY	CONTINENTAL RESOURCES INC	19.106574%	-0.694882%	18.411692%	0.04828312%	13,871.74
601360	BUTLER, SAM 1-22						CONTINENTAL RESOURCES INC	12.500000%	0.000000%	12.500000%	0.05630890%	16,177.55
811380	CAUDWELL 1-25	3501121013	22	016N	010W	BLAINE	CONTINENTAL RESOURCES INC	Not Available	None Known	Not Available	0.00162929%	468.10
213031	CALLAWAY 1-21H	3513727371	21	001N	005W	STEPHENS	CONTINENTAL RESOURCES INC	20.374794%	-0.006104%	20.368690%	0.04078356%	11,717.12
805160	CALLIE B #1-32						CONTINENTAL RESOURCES INC	Not Available	None Known	Not Available	0.00010129%	29.10
805460	CALLIE B #2(SOLID)						CONTINENTAL RESOURCES INC	Not Available	None Known	Not Available	0.00026676%	76.64
204710	CAMERON DAVIS 1-10	3504720471	10	022N	006W	GARFIELD	CONTINENTAL RESOURCES INC	12.608400%	0.000000%	12.608400%	0.07151941%	20,547.53
800980	CAMPBELL #21-10(PLOGGED)						CONTINENTAL RESOURCES INC	Not Available	None Known	Not Available	0.00011207%	32.20
810024	CAMPBELL #2-2						CONTINENTAL RESOURCES INC	Not Available	None Known	Not Available	0.00190702%	547.89
314310	CAMPBELL 1 & 2						CONTINENTAL RESOURCES INC	12.500000%	0.000000%	12.500000%	0.04902853%	14,085.90
812944	CARE 1-4-33H	3501123472	4	016N	013W	BLAINE	DEVON ENERGY PRODUCTION CO LP	19.459522%	0.000000%	19.459522%	0.00004569%	13.13
806650	CARL #29-1 (SOLID)	3509322292	14	020N	011W	MAJOR	CONTINENTAL RESOURCES INC	14.462810%	None Known	12.305020%	0.00238192%	684.33
707230	CAROL ANN 1-14	3509324775	14	020N	011W	MAJOR	CONTINENTAL RESOURCES INC	14.462810%	-2.814510%	11.648300%	0.01507455%	4,330.92
207041	CAROL ANN 2-14						CONTINENTAL RESOURCES INC					

Exhibit 5

Strack v Continental Resources Inc.
Report of the Allocation of the Net Sub-Class 1 Settlement to the Class Well Level
(Sorted by Well)

Gross Sub-Class 1 Payment \$ 49,800,000.00
Less Attorneys' Fees \$ (19,920,000.00)
Less Class Rep Award \$ (400,000.00)
Less Lit & Admin Expenses \$ (750,000.00)
Less GPT \$ -
Net Sub-Class 1 Settlement \$ 28,730,000.00

Net Sub-Class 1 Settlement Payment for Allocation to the Well Level (and Payment to Sub-Class 1 Members) as noted in the Total Royalty Burden column above.

CLR WELL NO.	Well Name	API NO. if available	SEC	TWN	RANGE	COUNTY	Operator	Total Royalty Burden if provided*	Identified Excluded and Opt-Out Royalty Burden*	Calculated Sub-Class 1 Royalty Burden to be Used in Allocation to Each Class Member in the Well*	Percentage of Net Sub-Class 1 Settlement Allocated to Each Sub-Class 1 Well for Distribution to Class Members	Net Sub-Class 1 Amount Allocated to Each Sub-Class 1 Well for Further Allocation & Distribution to the Class Members in the Well
622050	CAROLYN 1-9	3509321877	9	021N	013W	MAJOR	CONTINENTAL RESOURCES INC	12.500000%	0.000000%	12.500000%	0.40186400%	\$ 115,455.53
208506	CARR 1-3H	3506324209	1	004N	009E	HUGHES	CONTINENTAL RESOURCES INC	18.728540%	-0.153991%	18.574549%	0.0824112%	\$ 25,351.67
210700	CARSON 1-2H	3505123582	2	003N	005W	GRADY	CONTINENTAL RESOURCES INC	19.000500%	0.000000%	19.000500%	0.21781027%	\$ 62,576.89
210018	CARSON PEAK 2-35H						CONTINENTAL RESOURCES INC	Not Available	None Known	Not Available	0.00041357%	\$ 118.82
210019	CARSON PEAK 3-35H						CONTINENTAL RESOURCES INC	Not Available	None Known	Not Available	0.00032520%	\$ 93.43
210021	CARTER 1-15H	3504323120	15	016N	016W	DEWEY	CONTINENTAL RESOURCES INC	18.804255%	-1.171875%	17.632380%	0.06922255%	\$ 19,887.64
810680	CARTER, LYLE #1						CONTINENTAL RESOURCES INC	Not Available	None Known	Not Available	0.00007279%	\$ 20.91
610040	CASADY, EFFIE 1-25	3501121454	25	016N	010W	BLAINE	CONTINENTAL RESOURCES INC	12.500000%	0.000000%	12.500000%	0.08603031%	\$ 24,716.51
805175	CASEY #1-9(SOLD)						CONTINENTAL RESOURCES INC	Not Available	None Known	Not Available	0.00001306%	\$ 3.75
543880	CASSIDAY 1-29(SOLD)						GILLIAND OIL & GAS INC	12.500000%	0.000000%	12.500000%	0.00261521%	\$ 751.35
870220	CATHERINE 1-16	3501122430	16	019N	010W	BLAINE	CONTINENTAL RESOURCES INC	18.750000%	0.000000%	18.750000%	0.63970068%	\$ 183,786.00
214645	CELESTA 1-5-32XH	3513727383	5	002N	004W	STEPHENS	CONTINENTAL RESOURCES INC	18.462740%	-0.307453%	18.155287%	0.02935608%	\$ 8,434.00
203340	CEREBY 1-27	3501123033	27	017N	012W	BLAINE	CONTINENTAL RESOURCES INC	16.370747%	0.000000%	16.370747%	0.12700293%	\$ 36,487.94
213189	CG 1-20-47XH	3505123754	20	008N	006W	GRADY	CONTINENTAL RESOURCES INC	18.886911%	-0.961625%	17.925286%	0.03905360%	\$ 11,220.10
212227	CHALFANT 1-7H	3513727127	7	002N	004W	STEPHENS	CONTINENTAL RESOURCES INC	18.434888%	-4.085233%	14.349655%	0.18844666%	\$ 54,140.73
604910	CHALKER 1-7(PLOGGED)	3507323274	7	017N	008W	KINGFISHER	CONTINENTAL RESOURCES INC	12.500000%	0.000000%	12.500000%	0.01146058%	\$ 3,292.62
805645	CHANDRA 1-4						CONTINENTAL RESOURCES INC	Not Available	None Known	Not Available	0.02022813%	\$ 5,811.54
212243	CHARLES 1-36H	3505123669	36	003N	005W	GRADY	CONTINENTAL RESOURCES INC	17.795280%	-6.103516%	11.691764%	0.14172079%	\$ 40,716.38
801430	CHARLIE #1-2 (SOLD)						CONTINENTAL RESOURCES INC	Not Available	None Known	Not Available	0.00012814%	\$ 36.82
213230	CHEEK 1-20H	3501925918	20	003S	003W	CARTER	CONTINENTAL RESOURCES INC	18.418517%	-0.732422%	17.686095%	0.06008650%	\$ 17,262.85
970300	CHEVLY 1-1(SOLD)	3512122039	1	007N	016E	PITTSBURG	CANAAN RESOURCES X LLC	19.562500%	0.000000%	19.562500%	0.01243758%	\$ 3,573.32
950200	CHESTER 1-11(SOLD)	3506121118	11	008N	018E	HASKELL	CANAAN RESOURCES X LLC	16.353629%	0.000000%	16.353629%	0.01850314%	\$ 5,315.95
214781	CHESTER 1-32H	3505123937	32	007N	006W	GRADY	CONTINENTAL RESOURCES INC	18.877770%	0.000000%	18.877770%	0.02325026%	\$ 6,679.80
920060	CHET 1-19	3509323692	19	021N	009W	MAJOR	CONTINENTAL RESOURCES INC	16.403343%	-2.363944%	14.039399%	0.07579228%	\$ 21,775.12
395220	CHILDRESS 1-26	3509320405	26	022N	014W	MAJOR	CONTINENTAL RESOURCES INC	12.500000%	0.000000%	12.500000%	0.17491398%	\$ 50,252.79
801880	CHILES 1-22(PLOGGED)	3501720382	22	012N	009W	CANADIAN	CONTINENTAL RESOURCES INC	13.802920%	-5.208331%	8.594589%	0.00071228%	\$ 204.64
615050	CHILES 1-30	3505120831	30	010N	007W	GRADY	CONTINENTAL RESOURCES INC	14.356440%	0.000000%	14.356440%	0.18975824%	\$ 54,517.54
810450	CHRISTENSEN #1(PLOGGED)						CONTINENTAL RESOURCES INC	Not Available	None Known	Not Available	0.00001491%	\$ 4.28
207040	CHRISTENSEN 1-35H	3506323981	35	006N	010E	HUGHES	CONTINENTAL RESOURCES INC	18.750000%	0.000000%	18.750000%	0.13443511%	\$ 38,623.21
810027	CHRISTINA'S #9-1						CONTINENTAL RESOURCES INC	Not Available	None Known	Not Available	0.00376377%	\$ 1,081.33
930110	CHRISTINA 1-31	3509323777	31	021N	009W	MAJOR	CONTINENTAL RESOURCES INC	15.613325%	0.000000%	15.613325%	0.02461196%	\$ 7,071.02
811130	CHUBBEE HOXBAR UNIT	3501913015	6	005S	001W	CARTER	CONTINENTAL RESOURCES INC	Not Available	None Known	Not Available	0.41695406%	\$ 119,790.90
810029	CIMARRON #1(PLOGGED)						CONTINENTAL RESOURCES INC	Not Available	None Known	Not Available	0.00071845%	\$ 206.41
213150	CIRCLE D 1-35H	3508521222	35	006S	001E	LOVE	CONTINENTAL RESOURCES INC	18.750000%	0.000000%	18.750000%	0.00541153%	\$ 1,554.73
810330	CITY OF ENID #1 (SINGER)						CONTINENTAL RESOURCES INC	Not Available	None Known	Not Available	0.00266937%	\$ 766.91
802500	CLAIBORNE #1-2(SOLD)						CONTINENTAL RESOURCES INC	Not Available	None Known	Not Available	0.00029608%	\$ 85.06
950180	CLARA 1-19(PLOGGED)	3507324337	19	015N	009W	KINGFISHER	CONTINENTAL RESOURCES INC	14.566840%	0.000000%	14.566840%	0.02074648%	\$ 5,960.46
800176	CLARENCE 6-1	3509320792	6	020N	009W	MAJOR	CONTINENTAL RESOURCES INC	12.500000%	0.000000%	12.500000%	0.84708978%	\$ 243,368.89
803450	CLARK #1-2(SOLD)						CONTINENTAL RESOURCES INC	Not Available	None Known	Not Available	0.00085303%	\$ 245.08
121251	CLAUDINE 1-29-32XH	3513727077	29	020N	004W	STEPHENS	CONTINENTAL RESOURCES INC	17.789743%	-1.555387%	16.234356%	0.20297137%	\$ 58,313.67
920190	CLIFF 1-4(SOLD)	3504521747	4	016N	023W	ELLIS	ENDEAVOR ENERGY RESOURCES LP	18.649550%	0.000000%	18.649550%	0.00066074%	\$ 189.83
800030	CLIFT-THORNTON 1-36(SOLD)	3512920572	36	013N	025W	ROGER MILLS	DUNCAN OIL PROPERTIES INC	19.999665%	-0.274656%	19.725099%	0.00873335%	\$ 2,509.09
806710	CLINTON 1-24						CONTINENTAL RESOURCES INC	Not Available	None Known	Not Available	0.00848944%	\$ 2,439.02
810630	CLYDENA #1(PLOGGED)						CONTINENTAL RESOURCES INC	Not Available	None Known	Not Available	0.00176224%	\$ 506.29
808965	COAL 1H-16						CONTINENTAL RESOURCES INC	Not Available	None Known	Not Available	0.00093259%	\$ 267.93
808970	COAL 2H-16						CONTINENTAL RESOURCES INC	Not Available	None Known	Not Available	0.00081940%	\$ 235.41
207090	COATS 1-4H	3506323948	4	006N	010E	HUGHES	CONTINENTAL RESOURCES INC	18.555467%	-1.177842%	17.377625%	0.10736998%	\$ 30,847.40
900040	COBB 1-23 (PLOGGED)	3501122463	23	019N	010W	BLAINE	CONTINENTAL RESOURCES INC	18.750000%	0.000000%	18.750000%	0.44987842%	\$ 129,250.07
808600	COBRA 12-1H						CONTINENTAL RESOURCES INC	Not Available	None Known	Not Available	0.00037744%	\$ 108.44

*Note: the total royalty burden and applicable excluded and opt-out royalty burdens were obtained from information provided by Continental. If these burdens were not available, it is noted in the Total Royalty Burden column above.

Exhibit 5

Strack v Continental Resources Inc.
Report of the Allocation of the Net Sub-Class 1 Settlement to the Class Well Level
(Sorted by Well)

Gross Sub-Class 1 Payment \$ 49,800,000.00
Less Attorneys' Fees \$ (19,920,000.00)
Less Class Rep Award \$ (400,000.00)
Less Lit & Admin Expenses \$ (750,000.00)
Less GPT \$ -
Net Sub-Class 1 Settlement \$ 28,730,000.00

*Note: the total royalty burden and applicable excluded and opt-out royalty burdens were obtained from information provided by Continental. If these burdens were not available, it is noted in the Total Royalty Burden column above.

CLR WELL NO.	Well Name	API NO. if available	SEC	TWN	RANGE	COUNTY	Operator	Total Royalty Burden if provided*	Identified Excluded and Opt-Out Royalty Burden*	Calculated Sub-Class 1 Royalty Burden to be Used in Allocation to Each Class Member in the Well*	Percentage of Net Sub-Class 1 Settlement Allocated to Each Sub-Class 1 Well for Distribution to Class Members	Net Sub-Class 1 Amount Allocated to Each Sub-Class 1 Well for Further Allocation & Distribution to the Class Members in the Well
814581	CODY 1-36H	3505123776	36	006N	008W	GRADY	UNIT PETROLEUM COMPANY	19.037730%	0.000000%	19.037730%	0.00007530%	\$ 21.63
806605	CODY 1H-1							Not Available	None known	Not Available	0.00041744%	\$ 119.93
806600	COFFEE 1H-12							Not Available	None known	Not Available	0.00135638%	\$ 389.69
810031	COFFEY #1, #2, #4						CONTINENTAL RESOURCES INC	Not Available	None known	Not Available	0.0085475%	\$ 2,572.70
665380	COFFEY 1-14(SOLD)						HOLLOWAY MARK INC	16.925290%	0.000000%	16.925290%	0.02944432%	\$ 8,459.35
810032	COFFEY A #1	3501121529	14	015N	010W	BLAINE	CONTINENTAL RESOURCES INC	Not Available	None known	Not Available	0.00026314%	\$ 75.60
210263	COLBERT 1-32H	3504924907	32	003N	004W	GARVIN	CONTINENTAL RESOURCES INC	17.866468%	-0.595784%	17.270684%	0.17639361%	\$ 50,677.88
810033	COLE #2						CONTINENTAL RESOURCES INC	Not Available	None known	Not Available	0.00735207%	\$ 2,112.25
810880	COLEMAN #1(SOLD)						CONTINENTAL RESOURCES INC	Not Available	None known	Not Available	0.00802877%	\$ 2,306.67
801650	COLINE UNIT #1(SOLD)						CONTINENTAL RESOURCES INC	Not Available	None known	Not Available	0.00187018%	\$ 537.30
829120	COLLINS 1-26	3504922343	26	004N	001W	GARVIN	CONTINENTAL RESOURCES INC	16.406250%	-4.687500%	11.718750%	0.01051409%	\$ 3,020.70
807865	COLTON 1-27H						CONTINENTAL RESOURCES INC	Not Available	None known	Not Available	0.03748908%	\$ 10,770.61
210441	CONDIT 1-5H	3513726983	5	002N	004W	STEPHENS	CONTINENTAL RESOURCES INC	18.693516%	-0.149835%	18.543681%	0.25922119%	\$ 74,474.25
213646	CONDIT 2-5H	3513727144	5	002N	004W	STEPHENS	CONTINENTAL RESOURCES INC	18.697425%	-0.147312%	18.550113%	0.07028044%	\$ 20,191.57
920310	CONLEY B, A, 1-27(PLOGGED)	3501120157	27	016N	011W	BLAINE	CONTINENTAL RESOURCES INC	18.750000%	-4.677734%	14.072266%	0.05940968%	\$ 17,068.40
212664	CONNELL 1-13-12XH	3513727251	13	003S	004W	STEPHENS	CONTINENTAL RESOURCES INC	19.075400%	-0.021824%	19.053576%	0.11786288%	\$ 33,862.01
811140	CONVENT 1-24	3501122834	24	019N	011W	BLAINE	CONTINENTAL RESOURCES INC	Not Available	None known	Not Available	0.00200375%	\$ 575.68
448710	COOK 1	#	11	023N	012W	ALFAIFA	CONTINENTAL RESOURCES INC	12.735547%	-0.706641%	12.028906%	0.00532993%	\$ 1,531.29
197981	COOK E. 2-32(SOLD)	3500320166	32	024N	011W	ALFAIFA	CONTINENTAL RESOURCES INC	12.500000%	0.000000%	12.500000%	0.03355009%	\$ 9,638.94
214426	COOLEY 1-24H	3505123931	25	006N	005W	GRADY	CONTINENTAL RESOURCES INC	20.702011%	-1.328822%	19.373189%	0.00765961%	\$ 2,200.61
545670	COOPER 1-20(SOLD)	3505123666	21	007N	006W	GRADY	KINGFISHER RESOURCES INC	13.281240%	-1.875000%	11.406240%	0.02470014%	\$ 7,096.35
810034	COPELAND #1	3501120840	20	015N	011W	BLAINE	CONTINENTAL RESOURCES INC	Not Available	None known	Not Available	0.00559568%	\$ 1,607.64
810035	COPELAND #3						CONTINENTAL RESOURCES INC	Not Available	None known	Not Available	0.00126977%	\$ 364.80
213506	COPELAND 1-36H	3505123780	36	006N	005W	GRADY	CONTINENTAL RESOURCES INC	19.766117%	-0.625000%	19.141117%	0.01786072%	\$ 5,131.38
800100	COPELAND 24-1	3515320512	24	024N	018W	WOODWARD	CHESSAPEAKE OPERATING INC	12.512210%	0.000000%	12.512210%	0.04550841%	\$ 13,074.57
950020	CORLEY 1-10(SOLD)	351221865	10	007N	016E	PITTSBURG	CANAAN RESOURCES X LLC	18.554692%	0.000000%	18.554692%	0.02451057%	\$ 7,041.89
210735	CORLEY 1-21H	3505123666	21	007N	006W	GRADY	CONTINENTAL RESOURCES INC	19.402756%	-2.108154%	17.294602%	0.03935176%	\$ 11,292.38
518280	CORNELSON, M.G. 3-5 (PLOGGED)	3509321250	5	022N	012W	MAJOR	CONTINENTAL RESOURCES INC	12.500000%	0.000000%	12.500000%	0.03523176%	\$ 10,122.08
804905	CORWIN B #2-29(SOLD)						CONTINENTAL RESOURCES INC	Not Available	None known	Not Available	0.00047655%	\$ 136.91
559650	CORWIN B 1-29	3509322819	29	021N	014W	MAJOR	CONTINENTAL RESOURCES INC	15.139700%	-0.605810%	14.533890%	0.06803147%	\$ 195,454.26
808005	CORWIN B 5-29						CONTINENTAL RESOURCES INC	Not Available	None known	Not Available	0.00349134%	\$ 1,003.06
805815	CORY 9-1	3501123154	9	016N	011W	BLAINE	COMANCHE EXPLORATION CO LLC	5.859482%	0.000000%	5.859482%	0.01527050%	\$ 4,387.21
210440	COSBY 1-13H	3505123612	13	003N	005W	GRADY	CONTINENTAL RESOURCES INC	18.950195%	-0.932617%	18.017578%	0.21616774%	\$ 62,104.99
213534	COSBY 2-13H	3505123757	13	003N	005W	GRADY	CONTINENTAL RESOURCES INC	18.719488%	-0.240479%	18.479009%	0.14323004%	\$ 41,149.58
575690	COSTELLO 1 (SOLD)	3501921885	30	005S	002W	CARTER	BLUE STAR ENERGY INC	17.208800%	0.000000%	17.208800%	0.00047886%	\$ 137.58
890090	COTTONWOOD CREEK 1-25(SOLD)	#	25	004S	002W	CARTER	VEENKER RESOURCES INC	0.611970%	0.000000%	0.611970%	0.00081240%	\$ 233.40
890992	COTTONWOOD CREEK 1-25(SOLD)	3501923893	25	004S	002W	CARTER	VEENKER RESOURCES INC	18.839590%	0.000000%	18.839590%	0.00935026%	\$ 2,686.33
810036	COUGHLAN #2(PLOGGED)						CONTINENTAL RESOURCES INC	Not Available	None known	Not Available	0.00072645%	\$ 208.71
179260	COX 1	3500335428	14	028N	009W	ALFAIFA	SANDRIDGE EXPLORATION & PRODUCTION LLC	12.500000%	0.000000%	12.500000%	0.00551807%	\$ 1,585.34
812346	COX A 1-15H	3504323172	15	017N	014W	DEWEY	DEVON ENERGY PRODUCTION CO LP	19.044682%	0.000000%	19.044682%	0.00169483%	\$ 486.93
803340	COX A 1(SOLD)	3501521205	18	008N	009W	CADDO	HALL EXPLORATION INC	22.927809%	-0.114600%	22.813209%	0.01470680%	\$ 4,225.26
810690	CRALL UNIT						CONTINENTAL RESOURCES INC	Not Available	None known	Not Available	0.00032559%	\$ 93.54
210328	CRAWFORD 1-33H	3501123425	33	015N	012W	BLAINE	CONTINENTAL RESOURCES INC	19.748290%	-0.937500%	18.810790%	0.10863995%	\$ 31,212.26
805010	CRITES 1-2	3509322446	2	022N	009W	MAJOR	CONTINENTAL RESOURCES INC	18.750000%	0.000000%	18.750000%	0.05118196%	\$ 14,704.58
210343	CROWMELL 1-1H	3503922383	1	015N	015W	CLUSTER	CONTINENTAL RESOURCES INC	18.956465%	-3.874533%	15.081932%	0.12360960%	\$ 35,513.04
206517	CROWNHITE 1-20	3501121542	20	017N	012W	BLAINE	CONTINENTAL RESOURCES INC	18.750000%	-0.073242%	18.676758%	0.17014365%	\$ 48,882.27
800051	CROOKS #1(SOLD)						CONTINENTAL RESOURCES INC	Not Available	None known	Not Available	0.00015954%	\$ 45.83
800149	CROOKS #1-A(SOLD)						CONTINENTAL RESOURCES INC	Not Available	None known	Not Available	0.00022901%	\$ 65.79
210720	CROOM 1-33H	3505123625	33	004N	005W	GRADY	CONTINENTAL RESOURCES INC	19.382918%	-0.337723%	19.045195%	0.11411263%	\$ 32,784.56

Exhibit 5

Strack v Continental Resources Inc.
Report of the Allocation of the Net Sub-Class 1 Settlement to the Class Well Level
(Sorted by Well)

Gross Sub-Class 1 Payment \$ 49,800,000.00
Less Attorneys' Fees \$ (19,920,000.00)
Less Class Rep Award \$ (400,000.00)
Less Lit & Admin Expenses \$ (750,000.00)
Less GPT \$ -
Net Sub-Class 1 Settlement Payment for Allocation to Sub-Class 1 Members \$ 28,730,000.00

CLR WELL NO.	Well Name	API NO. if available	SEC	TWN	RANGE	COUNTY	Operator	Total Royalty Burden if provided*	Identified Excluded and Opt-Out Royalty Burden*	Calculated Sub-Class 1 Royalty Burden to be Used in Allocation to Each Class Member in the Well*	Percentage of Net Sub-Class 1 Settlement Allocated to Each Sub-Class 1 Well for Distribution to Class Members	Net Sub-Class 1 Amount Allocated to Each Sub-Class 1 Well for Further Allocation & Distribution to the Class Members in the Well
804275	CROW ESTATE 1-22(SOLD)						CONTINENTAL RESOURCES INC	Not Available	None Known	Not Available	0.0002293%	\$ 121.51
212590	CROWLEY 1-28-21XH	3505123750	28	008N	006W	GRADY	CONTINENTAL RESOURCES INC	18.643560%	0.000000%	18.643560%	0.0643224%	\$ 18,485.53
210503	CUIPEPPER 1-32H	3504323201	32	017N	014W	DEWEY	CONTINENTAL RESOURCES INC	18.784435%	0.000000%	18.784435%	0.01772764%	\$ 5,093.15
213038	CUNNINGHAM 1-5H	3505123764	5	006N	006W	GRADY	CONTINENTAL RESOURCES INC	18.414573%	-0.380851%	18.033722%	0.07214397%	\$ 20,726.96
457940	CURRY 1-22	3500320238	22	024N	012W	ALFAIFA	CONTINENTAL RESOURCES INC	12.500000%	0.000000%	12.500000%	0.18340714%	\$ 52,692.87
811310	CURTIN 1-28	3501123036	28	017N	012W	BLAINE	CONTINENTAL RESOURCES INC	18.904124%	-2.465975%	16.438149%	0.57972593%	\$ 166,555.26
803690	CURTIS 1-12	3503921619	12	015N	019W	CUSTER	CONTINENTAL RESOURCES INC	Not Available	None Known	Not Available	0.04678169%	\$ 13,440.38
910080	DAILEY 1-5	3501122496	5	016N	011W	BLAINE	CONTINENTAL RESOURCES INC	12.900890%	0.000000%	12.900890%	0.97929072%	\$ 281,350.22
800165	DAISY #1-17(SOLD)						CONTINENTAL RESOURCES INC	Not Available	None Known	Not Available	0.00052289%	\$ 150.23
460840	DAISY 1-15 (PLUGGED)	3500320303	15	024N	012W	ALFAIFA	CONTINENTAL RESOURCES INC	12.508210%	0.000000%	12.508210%	0.02287078%	\$ 6,570.78
210127	DANA 1-29H	3505123528	29	007N	006W	GRADY	CONTINENTAL RESOURCES INC	19.062461%	-0.041016%	19.021445%	0.23047346%	\$ 66,215.03
889720	DANA 1-35(SOLD)	3513922036	35	006N	010E	TEXAS	CHESEAPE OPERATING INC	12.500000%	0.000000%	12.500000%	0.01967599%	\$ 5,652.91
214479	DAUBE 1-22H	3513727372	22	001N	005W	STEPHENS	CONTINENTAL RESOURCES INC	24.999999%	0.000000%	24.999999%	0.04818162%	\$ 13,842.58
451480	DAVIDSON 1	#	10	023N	012W	ALFAIFA	SCOGGINS PRODUCTION COMPANY	12.500000%	0.000000%	12.500000%	0.01806496%	\$ 5,190.06
578360	DAVIS 1-16	3501721099	16	012N	006W	CANADIAN	CONTINENTAL RESOURCES INC	12.500030%	0.000000%	12.500030%	0.04145572%	\$ 11,910.23
457960	DAVIS 1-23 (PLUGGED)	3500320219	23	024N	012W	ALFAIFA	CONTINENTAL RESOURCES INC	12.624200%	0.000000%	12.624200%	0.00407665%	\$ 1,171.22
210723	DAWKINS 1-20H	3505123600	20	004N	005W	GRADY	CONTINENTAL RESOURCES INC	18.506814%	-0.339570%	18.167244%	0.14326567%	\$ 41,160.23
213147	DAY 1-26-35XH	3508521218	26	006S	001E	LOVE	CONTINENTAL RESOURCES INC	18.713187%	-0.305167%	18.408020%	0.01673236%	\$ 4,807.21
586900	DECKER K 1-29	3509321701	29	022N	009W	MAJOR	CONTINENTAL RESOURCES INC	14.843700%	0.000000%	14.843700%	0.00351220%	\$ 1,009.05
563200	DECKER, R. 1-20 (PLUGGED)	3509321532	20	022N	009W	MAJOR	CONTINENTAL RESOURCES INC	15.625000%	0.000000%	15.625000%	0.00605490%	\$ 1,799.57
870150	DELLA 1-10	3501120168	10	019N	010W	BLAINE	CONTINENTAL RESOURCES INC	12.500000%	-0.058594%	19.079724%	0.12763680%	\$ 36,670.05
209224	DELPHIA 1-34H	3512124364	34	006N	016E	PITTSBURG	CONTINENTAL RESOURCES INC	Not Available	None Known	Not Available	0.00087205%	\$ 250.54
806715	DEMPEST 1H-19						CONTINENTAL RESOURCES INC	19.609375%	-2.812500%	16.796875%	0.01566699%	\$ 4,501.13
206310	DENTON 1-26	3501521109	6	011N	012W	CADDO	CONTINENTAL RESOURCES INC	18.750000%	0.000000%	18.750000%	0.00026547%	\$ 76.27
731090	DEREMER ESTATE 1-6(PLUGGED)	3509320589	21	021N	010W	MAJOR	CONTINENTAL RESOURCES INC	12.500000%	0.000000%	12.500000%	0.05441446%	\$ 15,633.27
438720	DETRICK 1-21	3512124513	21	006N	016E	PITTSBURG	CONTINENTAL RESOURCES INC	12.500000%	-8.281250%	11.298827%	0.07549298%	\$ 21,689.13
209222	DEVERO 1-28H	#	8	016N	011W	BLAINE	CONTINENTAL RESOURCES INC	17.163120%	0.000000%	17.163120%	0.10982121%	\$ 31,551.63
870020	DIAMOND 1-8(PLUGGED)						CONTINENTAL RESOURCES INC	12.500000%	0.000000%	12.500000%	0.06885847%	\$ 19,783.04
282390	DICK, SF 1	3504730312	7	021N	007W	GARFIELD	CONTINENTAL RESOURCES INC	12.500000%	0.000000%	12.500000%	0.03349014%	\$ 9,621.72
282400	DICK, STELLA 1	3504720898	17	021N	007W	GARFIELD	CONTINENTAL RESOURCES INC	12.500000%	-6.250000%	6.250000%	0.03553543%	\$ 10,209.33
803190	DICKENSON 1-8(PLUGGED)	3505121018	8	006N	007W	GRADY	MEADE ENERGY CORPORATION	Not Available	None Known	Not Available	0.03950255%	\$ 11,349.03
803200	DICKENSON 2-8(PLUGGED)	3505121853	8	006N	007W	GRADY	MEADE ENERGY CORPORATION	Not Available	None Known	Not Available	0.19618613%	\$ 56,364.28
212337	DICKSON 1-21H	3504924927	21	003N	004W	GARVIN	CONTINENTAL RESOURCES INC	18.748489%	-0.292969%	18.455520%	0.03492877%	\$ 9,867.61
282411	DICK-TOEDTMAN 2	3504721643	31	022N	007W	GARFIELD	CONTINENTAL RESOURCES INC	12.500000%	0.000000%	12.500000%	0.06102455%	\$ 17,532.35
282412	DICK-TOEDTMAN 3	3504721817	31	022N	007W	GARFIELD	CONTINENTAL RESOURCES INC	12.871191%	0.000000%	12.871191%	0.07016215%	\$ 20,157.59
603130	DICK-TOEDTMAN 4	3504722034	31	022N	007W	GARFIELD	CONTINENTAL RESOURCES INC	12.871191%	0.000000%	12.871191%	0.04882304%	\$ 14,026.86
793250	DICK-TOEDTMAN 6	3504723292	31	022N	007W	GARFIELD	CONTINENTAL RESOURCES INC	13.023200%	0.000000%	13.023200%	0.03434602%	\$ 9,867.61
210504	DIDER 1-20H	3501123435	20	015N	012W	BLAINE	CONTINENTAL RESOURCES INC	19.638672%	-10.292970%	9.345702%	0.03857249%	\$ 11,081.88
282435	DIERKSEN, RUTH 1	3504700312	13	021N	008W	GARFIELD	CONTINENTAL RESOURCES INC	13.541670%	0.000000%	13.541670%	0.00652940%	\$ 1,875.90
282430	DIERKSEN, RUTH 1 & 2	3504700312	13	021N	008W	GARFIELD	CONTINENTAL RESOURCES INC	13.541670%	-8.229169%	5.312501%	0.02026317%	\$ 5,821.61
810040	DIERKSEN 13 #1 MARY						CONTINENTAL RESOURCES INC	Not Available	None Known	Not Available	0.00212481%	\$ 610.46
860014	DILL 1-15	3501122294	15	019N	010W	BLAINE	CONTINENTAL RESOURCES INC	12.500000%	0.000000%	12.500000%	0.045096160%	\$ 129,561.27
804940	DILL A TRS	3510703674	2	011N	008E	OKFUSKEE	CONTINENTAL RESOURCES INC	Not Available	None Known	Not Available	0.02806742%	\$ 8,063.77
804945	DILL, W.H. TRG	3511102370	2	011N	008E	OKMULGEE	CONTINENTAL RESOURCES INC	Not Available	None Known	Not Available	0.02110687%	\$ 6,064.00
800164	DIRKS #22-2(SOLD)						CONTINENTAL RESOURCES INC	Not Available	None Known	Not Available	0.00017178%	\$ 49.35
458420	DITTMAYER, HG 1-30	3509320773	30	021N	009W	MAJOR	CONTINENTAL RESOURCES INC	12.500000%	0.000000%	12.500000%	0.06940330%	\$ 19,939.57
212646	DIXON 1-10-15XH	3501926041	10	003S	003W	CARTER	CONTINENTAL RESOURCES INC	18.757557%	-0.004877%	18.752680%	0.06771731%	\$ 19,455.18
210173	DOBBS 1-36H	3504323204	36	016N	014W	DEWEY	CONTINENTAL RESOURCES INC	18.893228%	0.000000%	18.893228%	0.09506280%	\$ 27,311.54
801410	DOBBS 1-7	3501122521	7	015N	013W	BLAINE	MUSTANG FUEL CORPORATION	12.697279%	0.000000%	12.697279%	0.16363632%	\$ 47,012.72

*Note: the total royalty burden and applicable excluded and opt-out royalty burdens were obtained from information provided by Continental. If these burdens were not available, it is noted in the Total Royalty Burden column above.

Exhibit 5

Strack v Continental Resources Inc.
Report of the Allocation of the Net Sub-Class 1 Settlement to the Class Well Level
(Sorted by Well)

Gross Sub-Class 1 Payment \$ 49,800,000.00
Less Attorneys' Fees \$ (19,920,000.00)
Less Class Rep Award \$ (400,000.00)
Less Lit & Admin Expenses \$ (750,000.00)
Less GPT \$ -
Net Sub-Class 1 Settlement \$ 28,730,000.00

*Note: the total royalty burden and applicable excluded and opt-out royalty burdens were obtained from information provided by Continental. If these burdens were not available, it is noted in the Total Royalty Burden column above.

CLR WELL NO.	Well Name	API NO. if available	SEC	TWN	RANGE	COUNTY	Operator	Total Royalty Burden if provided*	Identified Excluded and Opt-Out Royalty Burden*	Calculated Sub-Class 1 Royalty Burden to be Used in Allocation to Each Class Member in the Well*	Percentage of Net Sub-Class 1 Settlement Allocated to Each Sub-Class 1 Well for Distribution to Class Members	Net Sub-Class 1 Amount Allocated to Each Sub-Class 1 Well for Further Allocation & Distribution to the Class Members in the Well
206653	DODSON 1-10H	3506324368	10	004N	010E	HUGHES	CONTINENTAL RESOURCES INC	18.360298%	-0.317383%	18.042915%	0.27851758%	\$ 80,018.10
940060	DOERNER 1-2(SOLD)	3512121819	2	007N	016E	PITTSBURG	CANAAN RESOURCES X LLC	19.045969%	0.000000%	19.045969%	0.02256348%	\$ 6,482.49
802990	DOLEZAL #1-8(SOLD)						CONTINENTAL RESOURCES INC	Not Available	None Known	Not Available	0.00032613%	\$ 93.70
803080	DOLEZAL #2-8(SOLD)						CONTINENTAL RESOURCES INC	Not Available	None Known	Not Available	0.00073697%	\$ 211.73
810840	DOLEZAL 1-16(SOLD)						CONTINENTAL RESOURCES INC	Not Available	None Known	Not Available	0.00253901%	\$ 729.46
810850	DOLEZAL 2-16(SOLD)						CONTINENTAL RESOURCES INC	Not Available	None Known	Not Available	0.00014312%	\$ 41.12
860015	DONLEY 1-6(SOLD)	3508322978	6	019N	004W	LOGAN	QUAD J OIL & GAS LLC	18.750000%	0.000000%	18.750000%	0.22039406%	\$ 63,319.21
930040	DONNA 1-31	3509323762	31	021N	009W	MAJOR	CONTINENTAL RESOURCES INC	15.613325%	0.000000%	15.613325%	0.56318784%	\$ 161,803.87
453760	DORAMUS A 2-16	3500320205	16	023N	012W	ALFAFA	CONTINENTAL RESOURCES INC	12.500000%	0.000000%	12.500000%	0.02397395%	\$ 6,887.72
472180	DORIS 1-15 (PLUGGED)	3500320344	15	024N	012W	ALFAFA	CONTINENTAL RESOURCES INC	14.583334%	-9.027780%	5.555554%	0.00717281%	\$ 2,060.75
209331	DORIS 1-25H	3504323101	25	017N	016W	DEWEY	CONTINENTAL RESOURCES INC	Not Available	-0.468750%	18.281250%	0.09746109%	\$ 28,000.57
810960	DOROTHY #1-27						CONTINENTAL RESOURCES INC	Not Available	None Known	Not Available	0.00036858%	\$ 105.89
910300	DOROTHY 1-19(PLUGGED)	3509323665	19	021N	009W	MAJOR	CONTINENTAL RESOURCES INC	12.500000%	0.000000%	12.500000%	0.05178431%	\$ 14,877.63
805910	DOTTIE 1-14H						CONTINENTAL RESOURCES INC	Not Available	None Known	Not Available	0.00044278%	\$ 127.21
806805	DOUBLE 5 RANCH WEST 1-6H						CONTINENTAL RESOURCES INC	Not Available	None Known	Not Available	0.00003252%	\$ 9.34
207197	DOUGLAS 1-23H	3506324065	23	004N	009E	HUGHES	CONTINENTAL RESOURCES INC	19.995145%	0.000000%	19.995145%	0.12859520%	\$ 36,945.40
850010	DOWNTOWN 1-7	3504723896	7	022N	006W	GARFIELD	CONTINENTAL RESOURCES INC	18.652830%	-1.232500%	17.420330%	0.18341981%	\$ 52,696.51
435720	DUANE 2-20(SOLD)	3507320945	20	018N	007W	KINGFISHER	ENERVEST OPERATING LLC	12.500000%	0.000000%	12.500000%	0.02607849%	\$ 7,492.35
810043	DUFFY #1						CONTINENTAL RESOURCES INC	Not Available	None Known	Not Available	0.00131408%	\$ 377.54
810044	DUFFY #1-17	3513727078	1	002N	005W	STEPHENS	CONTINENTAL RESOURCES INC	Not Available	None Known	Not Available	0.00633840%	\$ 1,821.02
212253	DUFFORT 1-1H	3501123336	3	015N	012W	BLAINE	CONTINENTAL RESOURCES INC	18.976808%	-0.213054%	18.763754%	0.40011941%	\$ 114,954.31
210874	DUGGAN 1-3H	3501123434	34	015N	012W	BLAINE	CONTINENTAL RESOURCES INC	18.749999%	0.000000%	18.749999%	0.05152656%	\$ 14,803.58
210669	DUNCAN 1-34H	3501123387	31	006N	005W	GRADY	CONTINENTAL RESOURCES INC	19.321481%	-2.347350%	16.974131%	0.07074392%	\$ 20,324.73
213161	DUNGAN 1-31-30XH	3505123878	31	006N	005W	GRADY	CONTINENTAL RESOURCES INC	19.091044%	-0.429041%	18.661403%	0.03642492%	\$ 10,464.88
880340	DUNKIN, IRENE 1-9	3504723962	9	022N	007W	GARFIELD	CONTINENTAL RESOURCES INC	18.750000%	0.000000%	18.750000%	0.14046862%	\$ 40,356.63
680280	DUNLAP 1 (SOLD)	3501922195	36	005S	002W	CARTER	MID-CON ENERGY OPERATING INC	19.608550%	0.000000%	19.608550%	0.00812433%	\$ 233.41
814155	DUNN 1-14XH	3505123730	14	06N	006W	GRADY	MARATHON OIL COMPANY	17.333634%	0.000000%	17.333634%	0.03559046%	\$ 10,225.14
499790	DUNN RANCH B 1-6(SOLD)	3504520496	6	016N	023W	ELLIS	ENDEAVOR ENERGY RESOURCES LP	18.750000%	0.000000%	18.750000%	0.00045261%	\$ 130.04
207065	DURWARD 1-5H	3506324010	5	006N	010E	HUGHES	CONTINENTAL RESOURCES INC	18.847241%	-0.038748%	18.813367%	0.22943801%	\$ 65,917.54
210870	DYER 1-31H	3505123595	31	007N	005W	GRADY	CONTINENTAL RESOURCES INC	17.974010%	0.000000%	17.974010%	0.05338106%	\$ 15,910.98
213162	DYESS 1-1H	3513727173	1	003S	004W	STEPHENS	CONTINENTAL RESOURCES INC	Not Available	-0.326152%	18.689600%	0.00630341%	\$ 1,810.97
803210	E #1-17						CONTINENTAL RESOURCES INC	Not Available	None Known	Not Available	0.05819296%	\$ 16,718.84
940230	EAKLE 1-22(SOLD)	3512121856	22	008N	018E	PITTSBURG	CANAAN RESOURCES X LLC	18.810710%	0.000000%	18.810710%	0.02562858%	\$ 7,363.09
574291	EARL 1-25(PLUGGED)	3507323940	25	019N	009W	KINGFISHER	CONTINENTAL RESOURCES INC	17.124990%	-3.281250%	13.843740%	0.03990907%	\$ 11,465.88
480700	EARL 1-29(SOLD)	3500320364	29	024N	012W	ALFAFA	HIMCO OIL & GAS INC	12.500000%	0.000000%	12.500000%	0.07750254%	\$ 22,266.48
930170	EARL DEAN 1-31	3509323784	31	021N	009W	MAJOR	CONTINENTAL RESOURCES INC	15.613325%	0.000000%	15.613325%	0.06530428%	\$ 18,761.92
202350	EARLENE 1-9	3501122983	9	016N	011W	BLAINE	CONTINENTAL RESOURCES INC	12.500000%	-0.390625%	12.109375%	0.18849412%	\$ 54,154.36
455900	EASON LAWRENCE 1(SOLD)	3500320227	17	023N	012W	ALFAFA	SHELLY ENERGY INC	12.500000%	0.000000%	12.500000%	0.02897633%	\$ 8,324.90
803550	EAST BINGER UNIT(SOLD)						CONTINENTAL RESOURCES INC	Not Available	None Known	Not Available	0.00690879%	\$ 1,984.90
810390	EAST HARMON COTTAGE GROVE UNIT	3504521834	1	019N	022W	ELLIS	CONTINENTAL RESOURCES INC	Not Available	None Known	Not Available	1.49632566%	\$ 429,893.90
806735	EDMUND 1-31						CONTINENTAL RESOURCES INC	Not Available	None Known	Not Available	0.00321143%	\$ 922.65
485540	EDNA 1-33 (PLUGGED)	3500320414	33	024N	012W	ALFAFA	CONTINENTAL RESOURCES INC	12.500000%	-12.500000%	0.000000%	0.00000000%	\$ -
606150	EDNA 1-9	3509321783	9	021N	013W	MAJOR	CONTINENTAL RESOURCES INC	18.750000%	0.000000%	18.750000%	0.13382922%	\$ 38,449.13
200220	EDSALL 1-27	3501122990	27	017N	012W	BLAINE	CONTINENTAL RESOURCES INC	16.370747%	-0.297408%	16.073339%	0.20516314%	\$ 58,943.37
203140	EDSALL B 1-27	3501123008	27	017N	012W	BLAINE	CONTINENTAL RESOURCES INC	16.370747%	0.000000%	16.370747%	0.00131642%	\$ 378.21
394841	EDWARDS A 2-12	3509320472	12	021N	014W	MAJOR	CONTINENTAL RESOURCES INC	12.500000%	0.000000%	12.500000%	0.08071105%	\$ 23,188.29
637390	EDWARDS G 1-19	3509320556	19	021N	014W	MAJOR	CONTINENTAL RESOURCES INC	15.994930%	-0.148000%	15.846930%	0.35132877%	\$ 100,956.76
806535	EDWARDS G 2-19						CONTINENTAL RESOURCES INC	Not Available	None Known	Not Available	0.00443824%	\$ 1,275.11
807805	EDWARDS G 3-19						CONTINENTAL RESOURCES INC	Not Available	None Known	Not Available	0.00218052%	\$ 626.46

Exhibit 5

Strack v Continental Resources Inc.
 Report of the Allocation of the Net Sub-Class 1 Settlement to the Class Well Level
 (Sorted by Well)

Gross Sub-Class 1 Payment \$ 49,800,000.00
 Less Attorneys' Fees \$ (19,920,000.00)
 Less Class Rep Award \$ (400,000.00)
 Less Lit & Admin Expenses \$ (750,000.00)
 Less GPT \$ -
 Net Sub-Class 1 Settlement \$ 28,730,000.00

*Note: the total royalty burden and applicable excluded and opt-out royalty burdens were obtained from information provided by Continental. If these burdens were not available, it is noted in the Total Royalty Burden column above.

CLR WELL NO.	Well Name	API NO. if available	SEC	TWN	RANGE	COUNTY	Operator	Total Royalty Burden if provided*	Identified Excluded and Opt-Out Royalty Burden*	Calculated Sub-Class 1 Royalty Burden to be Used in Allocation to Each Class Member in the Well*	Percentage of Net Sub-Class 1 Settlement Allocated to Each Sub-Class 1 Well for Distribution to Class Members	Net Sub-Class 1 Amount Allocated to Each Sub-Class 1 Well for Further Allocation & Distribution to the Class Members in the Well
808795	EDWARDS G 4-19							Not Available	None Known	Not Available	0.00028050%	\$ 80.59
516832	EDWARDS H 1-32	3509322989	32	021N	014W	MAJOR	CONTINENTAL RESOURCES INC	15.820311%	-1.171875%	14.648436%	0.02227972%	\$ 6,400.96
430290	EDWARDS, IRTLE 1-11	3509320486	11	021N	014W	MAJOR	CONTINENTAL RESOURCES INC	12.500000%	0.000000%	12.500000%	0.021160613%	\$ 60,794.44
470610	EFFIE 1-20 (SOLD)	3507321470	20	019N	005W	KINGFISHER	GRIFFIN RESOURCES LLC	12.500000%	0.000000%	12.500000%	0.00009586%	\$ 27.54
282450	EIFERT, WALTER F. 1. & 2-P&A'D	3504730051	14	021N	007W	GARFIELD	CONTINENTAL RESOURCES INC	12.500000%	0.000000%	12.500000%	0.00257071%	\$ 738.56
447010	EITZEN, A 1-12	3509320667	12	020N	011W	MAJOR	CONTINENTAL RESOURCES INC	12.500000%	0.000000%	12.500000%	0.26842629%	\$ 77,118.87
810046	EITZEN, A 1	3509321992	12	020N	011W	MAJOR	CONTINENTAL RESOURCES INC	12.500000%	0.000000%	12.500000%	0.16448759%	\$ 47,257.28
970270	ELEANOR 1-15(SOLD)	3512122035	15	007N	016E	PITTSBURG	CANAAN RESOURCES X LLC	18.164062%	0.000000%	18.164062%	0.00461506%	\$ 1,325.91
210200	ELIAS 1-12H	3501123354	12	014N	012W	BLAINE	CONTINENTAL RESOURCES INC	19.118652%	-0.781250%	18.337402%	0.06235823%	\$ 17,915.52
970260	ELIZABETH 1-14(SOLD)	3512122033	14	007N	016E	PITTSBURG	CANAAN RESOURCES X LLC	18.749930%	0.000000%	18.749930%	0.01107429%	\$ 3,181.64
201510	ELLE 1	#	11	023N	012W	ALFAIFA	SCOGGINS PRODUCTION LLC	12.754381%	-0.762900%	11.991481%	0.00127637%	\$ 366.70
201220	ELLEN 1-2	3504724310	2	023N	007W	GARFIELD	CONTINENTAL RESOURCES INC	12.500000%	0.000000%	12.500000%	0.04823758%	\$ 13,858.66
210871	ELLIOTT 1-35H	3505123611	35	007N	006W	GRADY	CONTINENTAL RESOURCES INC	18.858526%	-0.567627%	18.290899%	0.06809856%	\$ 19,564.71
212425	ELY 1-25-36KH	3513727163	25	001N	005W	STEPHENS	CONTINENTAL RESOURCES INC	18.766607%	-7.759320%	11.007287%	0.06656601%	\$ 19,124.41
940100	EMMA 1-19	3509323887	19	021N	009W	MAJOR	CONTINENTAL RESOURCES INC	16.306413%	-2.363944%	13.942469%	0.04981341%	\$ 129,231.39
207286	EMMA LOU 1-32H	3512124236	32	006N	016E	PITTSBURG	CONTINENTAL RESOURCES INC	19.250846%	-0.062966%	19.187880%	0.04725477%	\$ 13,576.30
685490	EMMERICH 1-31(SOLD)	3508321657	31	018N	004W	LOGAN	ENERGY OPERATING LLC	18.750000%	0.000000%	18.750000%	0.03041100%	\$ 8,737.08
580140	EMMONS 1-19(SOLD)	3509321676	19	022N	009W	MAJOR	ENERGY PRODUCTION SERVICES LLC	12.500000%	0.000000%	12.500000%	0.00170310%	\$ 489.30
805570	EMMONS 1-26						CONTINENTAL RESOURCES INC	Not Available	None Known	Not Available	0.00175710%	\$ 504.81
801560	ENDICOTT UNIT #1-25						CONTINENTAL RESOURCES INC	Not Available	None Known	Not Available	0.00034330%	\$ 98.63
806035	ENGLISH 1H-16						CONTINENTAL RESOURCES INC	Not Available	None Known	Not Available	0.00594246%	\$ 1,707.27
809270	ENGLISH 2H-16						CONTINENTAL RESOURCES INC	Not Available	None Known	Not Available	0.00129880%	\$ 373.15
806050	ENIS 1-21	3507324556	21	019N	009W	KINGFISHER	HUSKY VENTURES INC	17.531219%	0.000000%	17.531219%	0.02340503%	\$ 6,724.26
447030	ENSMINGER 1-13	3509320668	13	020N	011W	MAJOR	CONTINENTAL RESOURCES INC	12.500000%	0.000000%	12.500000%	0.37984409%	\$ 109,129.21
810049	EPSS UNIT 10 #1						CONTINENTAL RESOURCES INC	Not Available	None Known	Not Available	0.01802058%	\$ 5,177.31
374950	ERNA 1-13 (SOLD)	3507320700	13	017N	008W	KINGFISHER	TILLEY OIL & GAS INC	12.500000%	0.000000%	12.500000%	0.02508897%	\$ 7,208.06
801011	ERWIN 1-43(PLOGGED)	3509321766	13	021N	013W	MAJOR	CONTINENTAL RESOURCES INC	12.500000%	0.000000%	12.500000%	0.01138718%	\$ 3,271.54
612610	ERWIN 1-26 (SOLD)	#	26	017N	008W	KINGFISHER	GILLILAND OIL & GAS INC	16.234380%	0.000000%	16.234380%	0.01244937%	\$ 3,576.70
950170	ESTELLE 1-15(SOLD)	3506121116	15	008N	018E	HASKELL	CANAAN RESOURCES X LLC	14.892570%	0.000000%	14.892570%	0.02791050%	\$ 8,018.69
213190	ESTER 1-36H	3505123710	36	004N	005W	GRADY	CONTINENTAL RESOURCES INC	18.546720%	-0.113932%	18.432788%	0.11134536%	\$ 31,989.52
880380	ETHER 1-14	3509323462	14	020N	011W	MAJOR	CONTINENTAL RESOURCES INC	14.462810%	-2.157790%	12.305020%	0.00967292%	\$ 2,779.03
810198	ETHER #1-14						CONTINENTAL RESOURCES INC	Not Available	None Known	Not Available	0.03301039%	\$ 9,483.89
447020	ETHEL 2-22 (PLOGGED)	3509320669	22	021N	010W	MAJOR	CONTINENTAL RESOURCES INC	12.500000%	0.000000%	12.500000%	0.03132319%	\$ 8,999.15
810203	ETHEL JORDAN #2-32						CONTINENTAL RESOURCES INC	Not Available	None Known	Not Available	0.00834550%	\$ 2,397.66
810204	ETHEL JORDAN #3-32						CONTINENTAL RESOURCES INC	Not Available	None Known	Not Available	0.00358182%	\$ 1,029.06
810205	ETHEL JORDAN #4-32						CONTINENTAL RESOURCES INC	Not Available	None Known	Not Available	0.00765924%	\$ 2,200.50
208264	EUGENE 1-2H	3506324131	2	004N	009E	HUGHES	CONTINENTAL RESOURCES INC	18.916885%	-2.231034%	16.685851%	0.02527398%	\$ 7,261.21
212258	EULA MAE 1-26H	3505123667	26	003N	005W	GRADY	CONTINENTAL RESOURCES INC	18.884746%	-0.468750%	18.415996%	0.19249008%	\$ 55,302.40
970200	EUNICE 1-5	3501122752	5	016N	011W	BLAINE	CONTINENTAL RESOURCES INC	12.900890%	0.000000%	12.900890%	0.03554775%	\$ 10,212.87
810050	EVA 35 1(PLOGGED)	3507321955	35	018N	008W	KINGFISHER	CONTINENTAL RESOURCES INC	12.750000%	0.000000%	12.750000%	0.00059991%	\$ 172.35
210872	EVANS 1-1H	3505123598	1	006N	005W	GRADY	CONTINENTAL RESOURCES INC	19.131426%	-0.942624%	18.188802%	0.02309705%	\$ 6,635.78
900150	EVANS TRUST 1-15(PLOGGED)	3504723903	15	022N	007W	GARFIELD	CONTINENTAL RESOURCES INC	14.623437%	0.000000%	14.623437%	0.09825465%	\$ 28,228.56
210375	EVCCK 1-22H	3501123408	22	015N	011W	BLAINE	CONTINENTAL RESOURCES INC	20.124662%	-0.000191%	20.124471%	0.04415123%	\$ 12,684.65
800150	EWBANK #4-14						CONTINENTAL RESOURCES INC	Not Available	None Known	Not Available	0.01847167%	\$ 5,306.91
800113	EWBANK, J. O.(SOLD)						CONTINENTAL RESOURCES INC	Not Available	None Known	Not Available	0.00137331%	\$ 394.55
213300	EWING 1-13-12XH	3505123900	13	006N	006W	GRADY	CONTINENTAL RESOURCES INC	19.781263%	-0.298577%	19.482686%	0.02916466%	\$ 8,379.01
804950	EXXON-PHILLIPS #N (TRACT 1)	3505123908	25	006N	006W	GRADY	CONTINENTAL RESOURCES INC	19.453998%	-0.119454%	19.334544%	0.03415514%	\$ 9,812.77
214175	FARMS 1-25-36KH						DEVON ENERGY PRODUCTION CO LP	14.404297%	0.000000%	14.404297%	0.09580395%	\$ 27,524.47
804180	FARRIS 2-8	3501122626	8	015N	013W	BLAINE						

Exhibit 5

Strack v Continental Resources Inc.
Report of the Allocation of the Net Sub-Class 1 Settlement to the Class Well Level
(Sorted by Well)

Gross Sub-Class 1 Payment \$ 49,800,000.00
Less Attorneys' Fees \$ (19,920,000.00)
Less Class Rep Award \$ (400,000.00)
Less Lit & Admin Expenses \$ (750,000.00)
Less GPT \$ -
Net Sub-Class 1 Settlement \$ 28,730,000.00

*Note: the total royalty burden and applicable excluded and opt-out royalty burdens were obtained from information provided by Continental. If these burdens were not available, it is noted in the Total Royalty Burden column above.

CLR WELL NO.	Well Name	API NO. if available	SEC	TWN	RANGE	COUNTY	Operator	Total Royalty Burden if provided*	Identified Excluded Burden*	Calculated Sub-Class 1 Royalty Burden to be Used in Allocation to Each Class Member in the Well*	Percentage of Net Sub-Class 1 Settlement Allocated to Each Sub-Class 1 Well for Distribution to Class Members	Net Sub-Class 1 Amount Allocated to Each Sub-Class 1 Well for Further Allocation & Distribution to the Class Members in the Well
920130	FEDERAL 1-14(ARBUCKLE)(PLUG'D)		14	020N	010W	MAJOR	CONTINENTAL RESOURCES INC	14,752,490%	-11.665230%	3,087,260%	0.00495622%	1,423.92
470970	FEDERAL 1-28(SOLD)						CONTINENTAL RESOURCES INC	Not Available	None Known	Not Available	0.00383274%	1,101.15
870130	FEDERAL A 1-10	3509320407	10	021N	014W	MAJOR	CONTINENTAL RESOURCES INC	12,500000%	-2.840900%	9,659100%	0.30721858%	88,263.90
870110	FELDER 1-10	3501120214	10	019N	010W	BLAINE	CONTINENTAL RESOURCES INC	16,406240%	-0.325520%	16,080720%	0.32580881%	93,604.87
804585	FERN 1-15(SOLD)	3504522021	15	023N	024W	ELLIS	TE-RAY RESOURCES INC	12,597640%	-0.195310%	12,402330%	0.00329787%	947.48
213885	FIICK 1-2H	3505123768	2	006N	006W	GRADY	CONTINENTAL RESOURCES INC	19,817990%	-0.906247%	18,911743%	0.02158531%	6,201.46
910111	FISHER #6-3 (MISS)(SOLD)						CONTINENTAL RESOURCES INC	Not Available	None Known	Not Available	0.00008999%	25.85
618840	FISHER 1-32	3507322450	32	017N	008W	KINGFISHER	CONTINENTAL RESOURCES INC	12,500000%	0.000000%	12,500000%	0.07508152%	21,570.92
800730	FISHER 1A (PLUGGED)						CONTINENTAL RESOURCES INC	Not Available	None Known	Not Available	0.00005917%	17.00
800001	FISHER UNIT 3 #4(SOLD)						CONTINENTAL RESOURCES INC	Not Available	None Known	Not Available	0.00694155%	1,994.31
805985	FITZGERALD 1-19						CONTINENTAL RESOURCES INC	Not Available	None Known	Not Available	0.00293463%	843.12
213155	FLANAGAN 1-26-35XH						CONTINENTAL RESOURCES INC	19,810918%	-1.597233%	18,213685%	0.00894653%	2,570.34
950040	FLORIEN 1-2	3508521229	26	006S	001W	LOVE	CONTINENTAL RESOURCES INC	12,500000%	0.000000%	12,500000%	0.06641259%	19,080.34
950040	FOLEY 1-6	3504724180	2	023N	007W	GARFIELD	CONTINENTAL RESOURCES INC	18,750000%	0.000000%	18,750000%	0.01063204%	3,054.58
812038	FOLEY 5-1	3501123299	5	016N	012W	BLAINE	COMANCHE EXPLORATION CO LLC	16,318810%	0.000000%	16,318810%	0.00162108%	465.74
900090	FORD 1-26	3501122455	26	019N	010W	BLAINE	CONTINENTAL RESOURCES INC	16,666667%	-16.666667%	0.000000%	0.00000000%	-
212044	FORREST 1-8H	3513726972	8	002N	004W	STEPHENS	CONTINENTAL RESOURCES INC	19,634338%	-3.000113%	16,634225%	0.14630955%	42,034.73
213541	FORREST 2-8H	3513727248	8	002N	004W	STEPHENS	CONTINENTAL RESOURCES INC	19,634341%	-2.987793%	16,646548%	0.09606100%	27,598.33
206530	FOSTER 1-6H	3506323821	6	004N	011E	HUGHES	CONTINENTAL RESOURCES INC	19,028556%	-6.300044%	12,728512%	0.07670705%	22,097.94
805245	FOSTER 25-1(SOLD)						CONTINENTAL RESOURCES INC	Not Available	None Known	Not Available	0.00130724%	375.57
208611	FOSTER 2-6H	3506324260	6	004N	011E	HUGHES	CONTINENTAL RESOURCES INC	19,028556%	-6.119155%	12,909401%	0.07500729%	21,549.59
209067	FOSTER 3-6H	3506324263	6	004N	011E	HUGHES	CONTINENTAL RESOURCES INC	19,028556%	-6.119155%	12,909401%	0.06049215%	17,379.40
209068	FOSTER 4-6H	3506324289	6	004N	011E	HUGHES	CONTINENTAL RESOURCES INC	19,028556%	-6.119155%	12,909401%	0.05664419%	16,273.87
209069	FOSTER 5-6H	3506324295	6	004N	011E	HUGHES	CONTINENTAL RESOURCES INC	19,028556%	-6.119155%	12,909401%	0.06011421%	17,270.81
209126	FOSTER 6-6H	3506324304	6	004N	011E	HUGHES	CONTINENTAL RESOURCES INC	19,028556%	-6.119155%	12,909401%	0.06943414%	19,948.43
209127	FOSTER 7-6H	3506324302	6	004N	011E	HUGHES	CONTINENTAL RESOURCES INC	19,028556%	-6.119155%	12,909401%	0.07289501%	20,942.74
800154	FOSTER, MARY #1-8(SOLD)						CONTINENTAL RESOURCES INC	Not Available	None Known	Not Available	0.00090870%	261.07
850002	FOUNTAIN LAKE 1-12(PLUGGED)	3504723817	12	022N	007W	GARFIELD	CONTINENTAL RESOURCES INC	16,480690%	-0.365420%	16,115270%	0.14005499%	40,237.80
803540	FOX #1-35(SOLD)						CONTINENTAL RESOURCES INC	Not Available	None Known	Not Available	0.00033540%	96.36
800131	FOX UNIT 1-31	3501120475	31	019N	010W	BLAINE	CIMAREX ENERGY CO	12,500000%	0.000000%	12,500000%	0.00916609%	2,633.42
979060	FRANCES 1-19(SOLD)	3513323607	19	009N	007E	SEMINOLE	OKLAHOMA OIL & GAS MGMT INC	12,500000%	0.000000%	12,500000%	0.00770569%	2,213.84
810055	FRANSEN 1 #1						CONTINENTAL RESOURCES INC	Not Available	None Known	Not Available	0.00304305%	874.27
328670	FRANK 1-4	3507320224	4	019N	007W	KINGFISHER	CONTINENTAL RESOURCES INC	15,234400%	-9.882833%	5,351567%	0.01689115%	4,852.83
802420	FRANKLIN #10-10(SOLD)						CONTINENTAL RESOURCES INC	Not Available	None Known	Not Available	0.01124044%	3,229.38
801014	FRANSEN 1-25(SOLD)						CONTINENTAL RESOURCES INC	Not Available	None Known	Not Available	0.00009635%	27.68
810910	FRANTZ A #1						CONTINENTAL RESOURCES INC	Not Available	None Known	Not Available	0.01966446%	5,707.06
920010	FRED 1-31	3509323688	31	021N	009W	MAJOR	CONTINENTAL RESOURCES INC	15,613290%	0.000000%	15,613290%	0.23127291%	66,444.71
444640	FREDA 1-30	3507321126	30	017N	009W	KINGFISHER	CONTINENTAL RESOURCES INC	12,500000%	0.000000%	12,500000%	0.05733188%	16,471.45
206442	FREDA 2-30	3507324545	30	017N	009W	KINGFISHER	CONTINENTAL RESOURCES INC	12,500000%	0.000000%	12,500000%	0.03178161%	9,130.86
316720	FREEMAN-FORSYTHE 1-11-P&A'D	3500330087	11	023N	010W	ALFAFA	CONTINENTAL RESOURCES INC	12,500000%	0.000000%	12,500000%	0.00767615%	2,205.36
800067	FRETZ 15-1(SOLD)	3500320459	15	023N	024W	ELLIS	TE-RAY RESOURCES INC	12,597660%	-0.195320%	12,402340%	0.00062599%	190.36
982947	FRIEDA (AOWU TR 44)						GILLIAND OIL & GAS INC	17,708336%	0.000000%	17,708336%	0.00763401%	2,193.25
850004	FRISCO 1-6(PLUGGED)	3504723838	6	022N	006W	GARFIELD	CONTINENTAL RESOURCES INC	15,275910%	-0.051120%	15,224790%	0.10968858%	31,513.53
214306	FRIZZELL 1-10H	3505123840	10	003N	005W	GRADY	CONTINENTAL RESOURCES INC	19,748857%	-1.616704%	18,132153%	0.02204049%	7.32
609470	FULLER 1-11(PLUGGED)	3509321837	11	022N	010W	MAJOR	SHELL OIL COMPANY	12,500000%	0.000000%	12,500000%	0.00025489%	6,332.23
419390	FUYFE 1-16 (PLUGGED)	3509320281	16	021N	009W	MAJOR	CONTINENTAL RESOURCES INC	12,500000%	0.000000%	12,500000%	0.00811817%	2,332.35
802930	G V LEFLORE #1-11(SOLD)						CONTINENTAL RESOURCES INC	Not Available	None Known	Not Available	0.00148343%	426.19
207343	GABERINO 1-28H	3512124448	28	006N	015E	PITTSBURG	CONTINENTAL RESOURCES INC	18,239235%	-1.953902%	16,285333%	0.10595081%	30,439.67
214206	GALLA 1-22H	3505123784	22	007N	006W	GRADY	CONTINENTAL RESOURCES INC	18,503640%	-0.195313%	18,308327%	0.00984408%	2,828.20

Exhibit 5

Strack v Continental Resources Inc.
Report of the Allocation of the Net Sub-Class 1 Settlement to the Class Well Level
(Sorted by Well)

Gross Sub-Class 1 Payment \$ 49,800,000.00
Less Attorneys' Fees \$ (19,920,000.00)
Less Class Rep Award \$ (400,000.00)
Less Lit & Admin Expenses \$ (750,000.00)
Less GPT \$ -
Net Sub-Class 1 Settlement Payment for Allocation to Sub-Class 1 Members \$ 28,730,000.00

*Note: the total royalty burden and applicable excluded and opt-out royalty burdens were obtained from information provided by Continental. If these burdens were not available, it is noted in the Total Royalty Burden column above.

CLR WELL NO.	Well Name	API NO. if available	SEC	TWN	RANGE	COUNTY	Operator	Total Royalty Burden if provided*	Identified Excluded and Opt-Out Royalty Burden*	Calculated Sub-Class 1 Royalty Burden to be Used in Allocation to Each Class Member in the Well*	Percentage of Net Sub-Class 1 Settlement Allocated to Each Sub-Class 1 Well for Distribution to Class Members	Net Sub-Class 1 Amount Allocated to Each Sub-Class 1 Well for Further Allocation & Distribution to the Class Members in the Well
801640	GALT-CHAMPION(SOLID)						CONTINENTAL RESOURCES INC	Not Available	None Known	Not Available	0.00135710%	\$ 389.89
805255	GALVIN #1-7(SOLID)						CONTINENTAL RESOURCES INC	Not Available	None Known	Not Available	0.00013046%	\$ 37.48
214122	GALVIN 1-22-27XH	3505123819	22	066N	005W	GRADY	CONTINENTAL RESOURCES INC	19.230056%	-0.375415%	18.854641%	0.02963437%	\$ 8,513.95
850003	GARLAND 1	3504723818	12	022N	007W	GARFIELD	CONTINENTAL RESOURCES INC	18.992240%	-1.293830%	17.698410%	0.09603436%	\$ 27,590.67
870110	GARNER 1-10	3509330036	7	021N	015W	MAJOR	CONTINENTAL RESOURCES INC	17.187520%	-1.743160%	15.444360%	0.17584623%	\$ 50,520.62
208588	GARNER TRUST 1-7	3504522823	7	018N	023W	ELLIS	CONTINENTAL RESOURCES INC	18.749996%	0.000000%	18.749996%	0.05138832%	\$ 14,763.86
212484	GARRETT 1-36H	3513727134	36	002S	004W	STEPHENS	CONTINENTAL RESOURCES INC	18.775739%	0.000000%	18.775739%	0.03167441%	\$ 9,100.06
449720	GARRISON 1	#	10	023N	012W	ALFALFA	SCOGGINS PRODUCTION LLC	12.500000%	0.000000%	12.500000%	0.00057459%	\$ 165.08
210485	GARY 1-33H	3501123369	33	017N	012W	BLAINE	CONTINENTAL RESOURCES INC	18.750000%	-1.660323%	17.089677%	0.07170395%	\$ 20,600.37
210725	GARY BORDEN 1-28H	3504323233	28	018N	016W	DEWEY	CONTINENTAL RESOURCES INC	18.750000%	0.000000%	18.750000%	0.05113273%	\$ 14,690.43
210507	GATHER 1-9H	3504323236	9	016N	016W	DEWEY	CONTINENTAL RESOURCES INC	18.424480%	-0.195313%	18.229167%	0.09749051%	\$ 28,009.02
866470	GAU TRUST 1-2	3504723724	2	022N	007W	GARFIELD	CONTINENTAL RESOURCES INC	18.754690%	-0.018750%	18.735940%	0.04885679%	\$ 14,036.56
214059	GEORGE 1-17H	3505123883	17	066N	006W	GRADY	CONTINENTAL RESOURCES INC	17.602245%	-0.044643%	17.557602%	0.04686853%	\$ 13,465.33
930090	GERALD 1-31	3509323761	31	021N	009W	MAJOR	CONTINENTAL RESOURCES INC	15.613325%	0.000000%	15.613325%	0.02016479%	\$ 58,081.94
960500	GEJUN 1-2(SOLID)	3512121959	2	007N	016E	PITTSBURG	CANAAN RESOURCES X LLC	19.045969%	0.000000%	19.045969%	0.02041757%	\$ 5,865.97
210300	GILL 1-4H	3505123623	4	066N	006W	GRADY	CONTINENTAL RESOURCES INC	18.789205%	-0.029151%	18.760054%	0.06299013%	\$ 18,097.06
328780	GILMOUR 1-30 (PLUGGED)	3507320604	30	017N	007W	KINGFISHER	CONTINENTAL RESOURCES INC	12.500000%	0.000000%	12.500000%	0.00007619%	\$ 18.00
802200	GLADSON-ANDREW 1-1	3501521821	1	009N	012W	CADDO	SAMSON RESOURCES COMPANY	Not Available	None Known	Not Available	0.00187619%	\$ 539.03
930350	GLADYS 1-24	3509323836	24	021N	010W	MAJOR	CONTINENTAL RESOURCES INC	15.625000%	-0.260417%	15.364583%	0.03604685%	\$ 10,356.26
206546	GLASS 1-1						CONTINENTAL RESOURCES INC	13.047150%	0.000000%	13.047150%	0.11877622%	\$ 34,124.41
810062	GLENNA #10-A						CONTINENTAL RESOURCES INC	Not Available	None Known	Not Available	0.00207276%	\$ 595.50
810480	GLENNA #10B						CONTINENTAL RESOURCES INC	Not Available	None Known	Not Available	0.00007523%	\$ 21.61
210721	Glockier 1-32H	3508323994	32	020N	002W	LOGAN	D & J OIL COMPANY INC	18.731001%	0.000000%	18.731001%	0.00219679%	\$ 631.14
802740	GODDARD(SOLID)	3501723216	28	011N	010W	CANADIAN	CHESAPEAKE OPERATING INC	12.986067%	0.000000%	12.986067%	0.00019644%	\$ 5.64
213764	GOFF 1-15-10XH	3505123714	15	003N	005W	GRADY	CONTINENTAL RESOURCES INC	18.806678%	-1.964135%	16.842443%	0.16860647%	\$ 48,440.64
858890	GOFORTH-PETERSON 1-28	3509323017	28	020N	010W	MAJOR	CONTINENTAL RESOURCES INC	18.750000%	0.000000%	18.750000%	0.18378535%	\$ 52,801.53
801018	GOMER 1-4(SOLID)						CONTINENTAL RESOURCES INC	Not Available	None Known	Not Available	0.00005708%	\$ 16.40
810360	GOMPF #1-30						CONTINENTAL RESOURCES INC	Not Available	None Known	Not Available	0.00092601%	\$ 266.04
810370	GOMPF #2-30						CONTINENTAL RESOURCES INC	Not Available	None Known	Not Available	0.00106426%	\$ 305.76
214312	GOOD MARTIN 1-10-3XH	3505123826	15	066N	005W	GRADY	CONTINENTAL RESOURCES INC	19.364385%	0.000000%	19.364385%	0.01718736%	\$ 4,937.93
214313	GOOD MARTIN 2-10-3XH	3505123838	15	066N	005W	GRADY	CONTINENTAL RESOURCES INC	19.379860%	0.000000%	19.379860%	0.02857838%	\$ 8,210.57
214314	GOOD MARTIN 3-10-3XH	3505123880	15	066N	005W	GRADY	CONTINENTAL RESOURCES INC	19.989595%	0.000000%	19.989595%	0.01992321%	\$ 5,723.94
214315	GOOD MARTIN 4-10-3XH	3505123845	15	066N	005W	GRADY	CONTINENTAL RESOURCES INC	19.364295%	0.000000%	19.364295%	0.02630857%	\$ 7,588.45
214316	GOOD MARTIN 5-10-3XH	3505123821	15	066N	005W	GRADY	CONTINENTAL RESOURCES INC	19.331252%	0.000000%	19.331252%	0.02030329%	\$ 5,833.14
214317	GOOD MARTIN 6-10-3XH	3505123837	15	066N	005W	GRADY	CONTINENTAL RESOURCES INC	19.408948%	0.000000%	19.408948%	0.02043009%	\$ 5,869.56
214318	GOOD MARTIN 7-10-3XH	3505123816	15	066N	005W	GRADY	CONTINENTAL RESOURCES INC	19.361489%	0.000000%	19.361489%	0.01795112%	\$ 5,157.36
214319	GOOD MARTIN 8-10-3XH	3505123843	10	066N	005W	GRADY	CONTINENTAL RESOURCES INC	19.373296%	0.000000%	19.373296%	0.01903563%	\$ 5,468.94
425750	GOOD MARY E. 1 (PLUGGED)	3500320067	34	024N	012W	ALFALFA	CONTINENTAL RESOURCES INC	18.750000%	0.000000%	18.750000%	0.00004379%	\$ 12.58
206030	GORDON 1-5	3501123156	5	016N	011W	BLAINE	CONTINENTAL RESOURCES INC	12.900890%	0.000000%	12.900890%	0.13882204%	\$ 39,883.57
860004	GORE PARK 1-8	3504723915	8	022N	006W	GARFIELD	CONTINENTAL RESOURCES INC	18.750000%	-0.069672%	18.680328%	0.12530848%	\$ 36,001.13
601040	GOUCHER 17-2(SOLID)	3507322359	17	019N	008W	KINGFISHER	C & A OIL COMPANY	15.625000%	0.000000%	15.625000%	0.02663278%	\$ 7,651.60
850011	GOVERNMENT SPRINGS 1-8	3504723900	8	022N	006W	GARFIELD	CONTINENTAL RESOURCES INC	18.750000%	-0.105608%	18.644392%	0.14755018%	\$ 42,391.17
740820	GRABOW 1-34	3507323964	34	018N	008W	KINGFISHER	CONTINENTAL RESOURCES INC	18.750000%	0.000000%	18.750000%	0.06254964%	\$ 17,970.51
810550	GREEN #B-1	3501123051	9	016N	011W	BLAINE	COMMANCHE EXPLORATION CO LLC	Not Available	None Known	Not Available	0.03243086%	\$ 9,317.39
470630	GREEN 1-26	3509320938	26	023N	012W	MAJOR	CONTINENTAL RESOURCES INC	12.500000%	0.000000%	12.500000%	0.01594229%	\$ 4,580.22
212596	GREEN ACRES 1-36H	3505123738	36	007N	005W	GRADY	CONTINENTAL RESOURCES INC	18.077883%	0.000000%	18.077883%	0.12955084%	\$ 37,219.96
980280	GREENE 1-32	3501122725	32	017N	011W	BLAINE	CONTINENTAL RESOURCES INC	17.872533%	-0.205350%	17.667183%	0.03150227%	\$ 9,050.60
950080	GREEN 1-10(SOLID)	3506121080	10	008N	018E	HASKELL	CANAAN RESOURCES X LLC	18.973538%	-2.392578%	16.580960%	0.64057766%	\$ 184,037.96
								15.747068%	0.000000%	15.747068%	0.01979679%	\$ 5,687.62

Exhibit 5

Strack v Continental Resources Inc.
 Report of the Allocation of the Net Sub-Class 1 Settlement to the Class Well Level
 (Sorted by Well)

Gross Sub-Class 1 Payment \$ 49,800,000.00
 Less Attorneys' Fees \$ (19,920,000.00)
 Less Class Rep Award \$ (400,000.00)
 Less Lit & Admin Expenses \$ (750,000.00)
 Less GPT \$ -
 Net Sub-Class 1 Settlement Payment for Allocation to the Well Level (and Payment to Sub-Class 1 Members) \$ 28,730,000.00

*Note: the total royalty burden and applicable excluded and opt-out royalty burdens were obtained from information provided by Continental. If these burdens were not available, it is noted in the Total Royalty Burden column above.

CLR WELL NO.	Well Name	API NO. if available	SEC	TWN	RANGE	COUNTY	Operator	Total Royalty Burden if provided*	Identified Excluded and Opt-Out Royalty Burden*	Calculated Sub-Class 1 Royalty Burden to be Used in Allocation to Each Class Member in the Well*	Percentage of Net Sub-Class 1 Settlement Allocated to Each Sub-Class 1 Well for Distribution to Class Members	Net Sub-Class 1 Amount Allocated to Each Sub-Class 1 Well for Further Allocation & Distribution to the Class Members in the Well
800880	GREGORY #1-20						CONTINENTAL RESOURCES INC	Not Available	None Known	Not Available	0.34519691%	\$ 99,175.07
801450	GREGORY #1-32(SOLID)						CONTINENTAL RESOURCES INC	Not Available	None Known	Not Available	0.00191088%	\$ 549.00
899481	GREGORY 1-9 (CTU)		9	020N	009W	MAJOR	CONTINENTAL RESOURCES INC	Not Available	None Known	Not Available	0.11580223%	\$ 33,269.98
899480	GREGORY, WYMONA 1-9	3509323113	9	020N	009W	MAJOR	CONTINENTAL RESOURCES INC	18,750010%	0.000000%	18,750010%	0.48403513%	\$ 139,063.29
589000	GREINER 1	#	13	019N	001E	PAYNE	THREE SANDS OIL INC	12,500000%	0.000000%	12,500000%	0.00045060%	\$ 129.46
661030	GREINER 2 & 3	#	13	019N	001E	PAYNE	INVESTMENT EQUIPMENT LLC	12,500000%	0.000000%	12,500000%	0.00062166%	\$ 178.60
811465	GREYHOUND 1-31						CONTINENTAL RESOURCES INC	Not Available	None Known	Not Available	0.00008105%	\$ 23.29
210734	GRIFF 1-22	3505123579	22	006N	005W	GRADY	CONTINENTAL RESOURCES INC	18,948650%	-0.390625%	18,558025%	0.00516071%	\$ 1,482.67
210391	GRIFFITH 1-31H	3504323183	31	016N	014W	DEWEY	CONTINENTAL RESOURCES INC	18,415513%	-2.972334%	15,443179%	0.02729378%	\$ 7,841.50
203400	GROENDYKE 1-10	3504724352	10	023N	007W	GARFIELD	CONTINENTAL RESOURCES INC	12,500000%	-0.130210%	12,369790%	0.01267633%	\$ 3,641.91
800054	GROENDYKE 1-34	3501120728	34	014N	013W	BLAINE	CONTINENTAL RESOURCES INC	Not Available	None Known	Not Available	0.04253275%	\$ 12,219.66
811595	GROSSMAN 1-4H	3510723379	9	011N	007E	OKFUSKEE	APACHE CORPORATION	Not Available	None Known	Not Available	0.00419660%	\$ 1,205.68
810665	GUNSAULLUS #1						CONTINENTAL RESOURCES INC	Not Available	None Known	Not Available	0.00341484%	\$ 981.08
910130	GUS 1-24 (PLUGGED)	3501120140	24	019N	010W	BLAINE	CONTINENTAL RESOURCES INC	12,500000%	0.000000%	12,500000%	0.13731527%	\$ 39,450.68
250070	GUSTIN 1.2, & 3 (PLUGGED)	#	23	001N	026E	BEAVER	CONTINENTAL RESOURCES INC	12,500000%	0.000000%	12,500000%	0.00161223%	\$ 463.19
212047	GUTHERY 1-34H	3505123694	34	007N	006W	GRADY	CONTINENTAL RESOURCES INC	19,473756%	-0.008789%	19,464967%	0.03587406%	\$ 10,306.62
804790	GYPSPUM 1-27						CONTINENTAL RESOURCES INC	Not Available	None Known	Not Available	0.01282723%	\$ 3,685.26
803300	H.W. #1-20						CONTINENTAL RESOURCES INC	Not Available	None Known	Not Available	0.02142618%	\$ 121,075.74
205600	HAEK 1-17	3501123148	17	016N	012W	BLAINE	CONTINENTAL RESOURCES INC	10,337699%	-9.013309%	1,324390%	0.04432719%	\$ 12,735.20
208461	HAEK 2-17	3501123251	17	016N	012W	BLAINE	CONTINENTAL RESOURCES INC	10,337699%	0.000000%	10,337699%	0.02918618%	\$ 8,385.19
540000	HAKEN 1-29(SOLID)	3508320815	29	019N	003W	LOGAN	WHEATLAND OIL COMPANY	12,500000%	-0.781250%	11,718750%	0.01854093%	\$ 5,326.81
805270	HALL #1-26						CONTINENTAL RESOURCES INC	Not Available	None Known	Not Available	0.00119228%	\$ 342.54
421810	HALL 1-32 (PLUGGED)	3509324181	32	021N	009W	MAJOR	CONTINENTAL RESOURCES INC	12,500000%	0.000000%	12,500000%	0.00006365%	\$ 18.29
811240	HALLMARK #1-9						CONTINENTAL RESOURCES INC	Not Available	None Known	Not Available	0.02004751%	\$ 5,759.65
908930	HAM J(SOLID)	3511922878	13	019N	001E	PAYNE	CONTINENTAL RESOURCES INC	18,750000%	0.000000%	18,750000%	0.00052609%	\$ 151.15
811245	HAMIL, B.F.&E.						CONTINENTAL RESOURCES INC	Not Available	None Known	Not Available	0.00095428%	\$ 274.16
662590	HAMM 1-14	3509322073	14	022N	010W	MAJOR	WHEATLAND OIL COMPANY	12,500000%	-5.210000%	7,290000%	0.01912382%	\$ 5,494.27
707750	HAMMER 2-7(SOLID)	3509322340	7	020N	009W	MAJOR	GILLILAND OIL & GAS INC	12,500000%	0.000000%	12,500000%	0.03803267%	\$ 10,926.79
810070	HAMMOND #24-1 SYLVAN						CONTINENTAL RESOURCES INC	Not Available	None Known	Not Available	0.00297022%	\$ 853.34
213801	HAMPTON 1-34H	3501925593	34	005S	001W	CARTER	CONTINENTAL RESOURCES INC	17,962325%	0.000000%	17,962325%	0.00042446%	\$ 121.95
806860	HANCOCK 1-36						CONTINENTAL RESOURCES INC	Not Available	None Known	Not Available	0.00779375%	\$ 2,239.14
282480	HANE, IDA ELIZABETH 1 & 2, PA	3504720113	9	021N	007W	GARFIELD	CONTINENTAL RESOURCES INC	12,500000%	0.000000%	12,500000%	0.02623430%	\$ 7,537.11
442660	HANNAH 1-30 (PLUGGED)	3509320617	30	020N	010W	MAJOR	RED EAGLE OIL COMPANY	12,500000%	0.000000%	12,500000%	0.16524678%	\$ 47,475.40
210314	HANSELL 1-3-34XH	3505123682	3	006N	005W	GRADY	CONTINENTAL RESOURCES INC	18,637402%	0.063641%	18,573761%	0.07593354%	\$ 21,815.71
206320	HARDEN 1-20H	3506323782	20	004N	010E	HUGHES	CONTINENTAL RESOURCES INC	19,253018%	-0.390625%	18,862393%	0.05979316%	\$ 17,178.58
207222	HARDEN 2-20H	3506324076	20	004N	010E	HUGHES	CONTINENTAL RESOURCES INC	19,253018%	-0.390625%	18,862393%	0.13653295%	\$ 39,225.92
207223	HARDEN 3-20H	3506324069	20	004N	010E	HUGHES	CONTINENTAL RESOURCES INC	19,253018%	-0.390625%	18,862393%	0.15085928%	\$ 43,341.87
207224	HARDEN 4-20H	3506324106	20	004N	010E	HUGHES	CONTINENTAL RESOURCES INC	19,253018%	-0.390625%	18,862393%	0.15582056%	\$ 44,767.25
569000	HARDY 1	#	24	019N	001E	PAYNE	CONTINENTAL RESOURCES INC	12,628380%	-0.260410%	12,367970%	0.00039702%	\$ 114.06
412020	HAROLD 1-32	3507320380	32	020N	007W	KINGFISHER	CONTINENTAL RESOURCES INC	12,500000%	0.000000%	12,500000%	0.02818672%	\$ 8,098.05
804675	HAROLD 1-5(P/PLUGGED)	3500724620	5	004N	028E	BEAVER	CHESAPEAKE OPERATING INC	6,250000%	0.000000%	6,250000%	0.00890945%	\$ 2,559.69
412021	HAROLD 2-32	3504721527	32	020N	007W	GARFIELD	CONTINENTAL RESOURCES INC	12,500000%	0.000000%	12,500000%	0.06817144%	\$ 19,585.65
210452	HARPER 1-9H	3501123466	16	014N	013W	BLAINE	CONTINENTAL RESOURCES INC	20,345908%	-0.356433%	19,989475%	0.16432974%	\$ 47,211.93
804960	HARPER #1-20						CONTINENTAL RESOURCES INC	Not Available	None Known	Not Available	0.00148383%	\$ 3,453.06
626710	HARPER 1-35(SOLID)	3504321064	35	018N	014W	DEWEY	CHEYENNE OIL PROPERTIES INC	15,155910%	0.000000%	15,155910%	0.00091483%	\$ 2,628.33
816002	HARPER THOMAS 2-19H	3505123946	30	066N	007W	GRADY	UNIT PETROLEUM COMPANY	19,060510%	0.000000%	19,060510%	0.00000641%	\$ 1.84
816003	HARPER THOMAS 3-19H	3505123956	30	066N	007W	GRADY	UNIT PETROLEUM COMPANY	19,060510%	0.000000%	19,060510%	0.02566954%	\$ 7,374.86
717930	HARRIS 1-25(SOLID)	3508720675	25	005N	003W	MCCLAIN	VEENKER RESOURCES INC	24,330360%	0.000000%	24,330360%	0.03981851%	\$ 11,439.86
210568	HARRISON 1-16H	3501123376	16	015N	012W	BLAINE	CONTINENTAL RESOURCES INC	18,930341%	-0.292969%	18,637372%	0.05627453%	\$ 16,167.67

Exhibit 5

Strack v Continental Resources Inc.
Report of the Allocation of the Net Sub-Class 1 Settlement to the Class Well Level
(Sorted by Well)

Gross Sub-Class 1 Payment \$ 49,800,000.00
Less Attorneys' Fees \$ (19,920,000.00)
Less Class Rep Award \$ (400,000.00)
Less Lit & Admin Expenses \$ (750,000.00)
Less GPT \$ -
Net Sub-Class 1 Settlement Payment for Allocation to the Well Level (and Payment to Sub-Class 1 Members) \$ 28,730,000.00

*Note: the total royalty burden and applicable excluded and opt-out royalty burdens were obtained from information provided by Continental. If these burdens were not available, it is noted in the Total Royalty Burden column above.

CLR WELL NO.	Well Name	API NO. if available	SEC	TWN	RANGE	COUNTY	Operator	Total Royalty Burden if provided*	Identified Excluded and Opt-Out Royalty Burden*	Calculated Sub-Class 1 Royalty Burden to be Used in Allocation to Each Class Member in the Well*	Percentage of Net Sub-Class 1 Settlement Allocated to Each Sub-Class 1 Well for Distribution to Class Members	Net Sub-Class 1 Amount Allocated to Each Sub-Class 1 Well for Further Allocation & Distribution to the Class Members in the Well
214339	HARTLEY 1-29H	3505123853	29	007N	006W	GRADY	CONTINENTAL RESOURCES INC	19.106814%	-0.041016%	19.065798%	0.02742426%	7,878.99
214341	HARTLEY 3-29H	3505123852	29	007N	006W	GRADY	CONTINENTAL RESOURCES INC	19.106814%	-0.041016%	19.065798%	0.02525362%	7,255.37
214342	HARTLEY 4-29H	3505123839	29	007N	006W	GRADY	CONTINENTAL RESOURCES INC	19.106814%	-0.041016%	19.065798%	0.02318334%	6,660.57
214343	HARTLEY 5-29H	3505123877	29	007N	006W	GRADY	CONTINENTAL RESOURCES INC	19.106814%	-0.041016%	19.065798%	0.02200087%	6,320.85
434590	HARVEY 1-7	3509320511	7	020N	009W	MAJOR	CONTINENTAL RESOURCES INC	12.500000%	0.000000%	12.500000%	0.10220841%	29,364.48
714570	HARVEY 2-7	3509322359	7	020N	009W	MAJOR	CONTINENTAL RESOURCES INC	12.500000%	0.000000%	12.500000%	0.08871610%	25,488.14
810240	HASTEY #1-24						CONTINENTAL RESOURCES INC	Not Available	None Known	Not Available	0.00575631%	1,653.79
212624	HATCHETT 1-27H	3513727079	27	002S	004W	STEPHENS	CONTINENTAL RESOURCES INC	20.388395%	-0.183105%	20.205290%	0.07660507%	22,008.64
210505	HATTER 1-34H	3504323226	34	017N	014W	DEWEY	CONTINENTAL RESOURCES INC	19.117974%	0.000000%	19.117974%	0.05410472%	15,544.29
213256	HAYENS 1-23-26XH	3504924993	23	001N	001W	GARWIN	CONTINENTAL RESOURCES INC	18.444297%	-0.459905%	17.984927%	0.01810009%	5,200.16
610760	HAY 1-16	3505120926	16	006N	005W	GRADY	CONTINENTAL RESOURCES INC	15.504150%	-0.952150%	14.552000%	0.05186444%	14,900.65
314850	HAYES-HENNEKE 1 (PLUGGED)	3504720216	25	021N	008W	GARFIELD	CONTINENTAL RESOURCES INC	12.500000%	0.000000%	12.500000%	0.01596630%	4,587.12
214420	HAYHURST 1H	3508721847	5	006N	004W	MCCLAIN	UNIT PETROLEUM COMPANY	17.962840%	-0.061810%	17.901030%	0.00058276%	167.43
747490	HAZEL 1-20(SOLD)	3505320850	20	025N	005W	GRANT	ANADARKO MINERALS INC	12.89630%	0.000000%	12.89630%	0.01660169%	4,769.67
816194	HAZEL 2-24H	3505123974	24	006N	008W	GRADY	UNIT PETROLEUM COMPANY	19.038160%	0.000000%	19.038160%	0.01857100%	5,335.45
210269	HEALEY 1-12H	3505123590	12	007N	006W	GRADY	CONTINENTAL RESOURCES INC	18.590495%	0.000000%	18.590495%	0.02613300%	7,508.01
213950	HECKENBERG 1-19-30XH	3501123502	19	013N	013W	BLAINE	CONTINENTAL RESOURCES INC	18.940986%	-6.994229%	11.946757%	0.02749107%	7,898.18
870200	HEDRICK 1-8(SOLD)	3509323401	8	020N	016W	MAJOR	CONTINENTAL RESOURCES INC	15.625000%	0.000000%	15.625000%	0.00102052%	293.19
733620	HEDBECHT 1-13(SOLD)	3501520983	13	012N	013W	CADDO	TULSA ENERGY PARTNERS LLC	15.625010%	0.000000%	15.625010%	0.00007005%	20.12
910160	HEINRICH 1-19(PLUGGED)	3509323675	19	021N	009W	MAJOR	CONTINENTAL RESOURCES INC	16.403343%	-2.362458%	14.040885%	0.14210696%	40,827.33
617210	HELLWEGE 1-12(SOLD)	3507322373	12	016N	006W	KINGFISHER	NBI SERVICES INC	17.971080%	0.000000%	17.971080%	0.01998978%	5,743.06
810075	HELT #1						CONTINENTAL RESOURCES INC	Not Available	None Known	Not Available	0.00425815%	1,223.37
210250	HELZER 1-35H	3504323136	35	017N	016W	DEWEY	CONTINENTAL RESOURCES INC	19.105902%	-1.640625%	17.465277%	0.11676487%	33,546.55
860007	HENDRICKSON 1-14	3501120120	14	019N	010W	BLAINE	CONTINENTAL RESOURCES INC	18.750000%	0.000000%	18.750000%	0.42719119%	122,732.03
210316	HENDRIX 1-3H	3505123587	3	006N	006W	GRADY	CONTINENTAL RESOURCES INC	17.962529%	0.000000%	17.962529%	0.04712709%	13,539.61
688390	HENLEY 1-12	3507323061	12	019N	008W	KINGFISHER	CONTINENTAL RESOURCES INC	12.500000%	0.000000%	12.500000%	0.04414215%	12,682.04
282500	HENNEKE, CHARLES 1 & 2	3504721030	24	021N	008W	GARFIELD	CONTINENTAL RESOURCES INC	12.500000%	0.000000%	12.500000%	0.05506884%	15,821.28
282506	HENNEKE, CHARLES 2	3504730054	18	021N	007W	GARFIELD	CONTINENTAL RESOURCES INC	9.375000%	-4.062499%	5.312501%	0.02152187%	6,183.23
282530	HENNEKE, J. H. 1	3504760047	18	021N	007W	GARFIELD	CONTINENTAL RESOURCES INC	12.500000%	0.000000%	12.500000%	0.00008723%	25.06
282525	HENNEKE, JOHN H 1	#	18	021N	007W	GARFIELD	CONTINENTAL RESOURCES INC	12.500000%	0.000000%	12.500000%	0.08037306%	23,091.18
282520	HENNEKE, JOHN H 1 & 2	#	18	021N	007W	GARFIELD	CONTINENTAL RESOURCES INC	12.500000%	0.000000%	12.500000%	0.83701078%	240,473.20
890120	HENNEMAN 1-26	3501122437	26	019N	010W	BLAINE	CONTINENTAL RESOURCES INC	18.750000%	0.000000%	18.750000%	0.01502698%	4,317.25
637370	HENRY JO 1-7(PLUGGED)	3501721884	7	012N	008W	CANADIAN	CONTINENTAL RESOURCES INC	12.500000%	0.000000%	12.500000%	0.00601057%	1,726.84
282545	HENSON, HOMER H 1	3504730044	7	021N	007W	GARFIELD	CONTINENTAL RESOURCES INC	12.500000%	0.000000%	12.500000%	0.07183060%	20,636.93
282540	HENSON, HOMER H 1 & 2	#	7	021N	007W	GARFIELD	CONTINENTAL RESOURCES INC	12.500000%	0.000000%	12.500000%	0.00009237%	26.54
282546	HENSON, HOMER H 2	3504720837	7	021N	007W	GARFIELD	CONTINENTAL RESOURCES INC	12.500000%	0.000000%	12.500000%	0.05895399%	16,937.02
282550	HENSON, MABEL H 1	3504720079	19	021N	007W	GARFIELD	CONTINENTAL RESOURCES INC	Not Available	None Known	Not Available	0.01629316%	4,681.02
804970	HEPNER #1-3, #3-3						CONTINENTAL RESOURCES INC	Not Available	None Known	Not Available	0.02727976%	7,837.47
804965	HEPNER #2-3						CONTINENTAL RESOURCES INC	Not Available	None Known	Not Available	0.02445331%	7,025.44
920220	HERBER 1-22(PLUGGED)	3500723910	22	001N	026E	BEAVER	CONTINENTAL RESOURCES INC	18.750000%	0.000000%	18.750000%	0.15619227%	44,874.04
940160	HERMAN 1-19	3509320528	19	021N	009W	MAJOR	CONTINENTAL RESOURCES INC	12.500000%	0.000000%	12.500000%	0.00094053%	270.22
860011	HERN-UMDENSTOCK 1-26(SOLD)						CONTINENTAL RESOURCES INC	Not Available	None Known	Not Available	0.04452383%	12,791.70
684380	HERRIA A 1-29	3504722786	29	020N	007W	GARFIELD	CONTINENTAL RESOURCES INC	20.437500%	0.000000%	20.437500%	0.06155155%	17,683.76
210746	HERRING 1-7H	3503922399	7	015N	015W	CUSTER	CONTINENTAL RESOURCES INC	19.841152%	-5.239617%	14.601535%	0.29438007%	84,575.39
457870	HERTZLER 1-23	3500320239	23	024N	012W	ALFAFA	CONTINENTAL RESOURCES INC	12.650000%	-0.450000%	12.200000%	0.00033006%	94.83
453750	HERTZLER A 1-2	3500320204	2	023N	012W	ALFAFA	CONTINENTAL RESOURCES INC	12.743175%	-0.729500%	12.013675%	0.00054203%	155.73
570000	HESS 1	#	24	019N	001E	PAYNE	THREE SANDS OIL INC	12.500020%	0.000000%	12.500020%	0.00119913%	344.51
661010	HESS 2, 3, & 4	#	24	019N	001E	PAYNE	THREE SANDS OIL INC	12.500000%	0.000000%	12.500000%	0.00634188%	1,822.02
810078	HICKEY #1-33						CONTINENTAL RESOURCES INC	Not Available	None Known	Not Available		

Exhibit 5

Strack v Continental Resources Inc.
 Report of the Allocation of the Net Sub-Class 1 Settlement to the Class Well Level
 (Sorted by Well)

Gross Sub-Class 1 Payment \$ 49,800,000.00
 Less Attorneys' Fees \$ (19,920,000.00)
 Less Class Rep Award \$ (400,000.00)
 Less Lit & Admin Expenses \$ (750,000.00)
 Less GPT \$ -
 Net Sub-Class 1 Settlement Payment for Allocation to the Well Level (and Payment to Sub-Class 1 Members) \$ 28,730,000.00

*Note: the total royalty burden and applicable excluded and opt-out royalty burdens were obtained from information provided by Continental. If these burdens were not available, it is noted in the Total Royalty Burden column above.

CLR WELL NO.	Well Name	API NO. if available	SEC	TWN	RANGE	COUNTY	Operator	Total Royalty Burden if provided*	Identified Excluded and Opt-Out Royalty Burden*	Calculated Sub-Class 1 Royalty Burden to be Used in Allocation to Each Class Member in the Well*	Percentage of Net Sub-Class 1 Settlement Allocated to Each Sub-Class 1 Well for Distribution to Class Members	Net Sub-Class 1 Amount Allocated to Each Sub-Class 1 Well for Further Allocation & Distribution to the Class Members in the Well
810127	HICKEY #29-1 (NW5W)	3507322612	29	019N	005W	KINGFISHER	DOMINION OX TX E & P INC	Not Available	None Known	Not Available	0.00199379%	\$ 572.82
810077	HICKEY, W.E. #1-32						CONTINENTAL RESOURCES INC	Not Available	None Known	Not Available	0.00634873%	\$ 1,823.99
950090	HIGGINS 1-23(SOLD)	3512121868	23	008N	018E	PITTSBURG	CANAAN RESOURCES X LLC	17.182944%	0.000000%	17.182944%	0.01568376%	\$ 4,505.94
208254	HIGHTOWER 1-29	3501123235	29	017N	013W	BLAINE	CONTINENTAL RESOURCES INC	20.148811%	-5.595246%	14.553565%	0.03304961%	\$ 9,495.15
920120	HILL 1-15	3507330106	15	018N	009W	KINGFISHER	CONTINENTAL RESOURCES INC	12.500000%	-0.026820%	12.473180%	0.10863149%	\$ 31,209.83
212401	HINES 1-17H	3504924940	17	003N	004W	GARVIN	CONTINENTAL RESOURCES INC	18.289390%	0.000000%	18.289390%	0.19506618%	\$ 56,042.51
810870	HINKLE #1-26						CONTINENTAL RESOURCES INC	Not Available	None Known	Not Available	0.00019602%	\$ 56.32
210477	HIPPARD 1-31H	3501123450	31	016N	013W	BLAINE	CONTINENTAL RESOURCES INC	19.036664%	-7.065994%	11.970670%	0.05262410%	\$ 15,118.90
814845	HIRAM 1-13H	3505123892	24	006N	008W	GRADY	UNIT PETROLEUM COMPANY	18.700200%	0.000000%	18.700200%	0.00103093%	\$ 296.19
800015	HOBBS 30-1	3507321027	30	018N	007W	KINGFISHER	CONTINENTAL RESOURCES INC	12.500000%	0.000000%	12.500000%	0.00019481%	\$ 55.97
800016	HOBBS 30-2	3507321054	30	018N	007W	KINGFISHER	CONTINENTAL RESOURCES INC	12.500000%	0.000000%	12.500000%	0.001719153%	\$ 514.71
800017	HOBBS 30-3	3507321085	30	018N	007W	KINGFISHER	CONTINENTAL RESOURCES INC	12.500000%	0.000000%	12.500000%	0.01113934%	\$ 3,200.33
800018	HOBBS 30-5	3507321095	30	018N	007W	KINGFISHER	CONTINENTAL RESOURCES INC	13.085930%	-2.625730%	10.460200%	0.03586261%	\$ 880.86
800019	HOBBS 30-6	3507321114	30	018N	007W	KINGFISHER	CONTINENTAL RESOURCES INC	12.500000%	0.000000%	12.500000%	0.00306599%	\$ 880.86
800068	HOBBS UNIT #1(SOLD)						CONTINENTAL RESOURCES INC	Not Available	None Known	Not Available	0.00110113%	\$ 316.35
819130	HOBBS, S.M. 1-30(PUGGED)	3507323843	30	017N	008W	KINGFISHER	CONTINENTAL RESOURCES INC	12.500000%	0.000000%	12.500000%	0.00542221%	\$ 1,557.80
931530	HODAM 1-5						SHARBER BILLY JACK OPERATING LLC	Not Available	None Known	Not Available	0.01518013%	\$ 4,361.25
810080	HONGINGTON #28-1	3502721266	5	008N	001E	CLEVELAND	CONTINENTAL RESOURCES INC	Not Available	None Known	Not Available	0.00150070%	\$ 431.15
808960	HOLDER 1-33H						CONTINENTAL RESOURCES INC	Not Available	None Known	Not Available	0.00070954%	\$ 203.85
206545	HOLDER 1-5H	3502920824	5	002N	010E	COAL	CONTINENTAL RESOURCES INC	18.226336%	-1.988886%	16.237450%	0.05713333%	\$ 16,414.41
208450	HOLDER 2-5H	3502921050	5	002N	010E	COAL	CONTINENTAL RESOURCES INC	18.226336%	-1.988886%	16.237450%	0.05606629%	\$ 16,107.85
209000	HOLDERBY 1-21 (NW)	3500321401	21	028N	010W	ALFAFA	CONTINENTAL RESOURCES INC	18.750000%	0.000000%	18.750000%	0.00281175%	\$ 807.82
869440	HOLDERBY 1-21 (SW)	3500321213	21	028N	010W	ALFAFA	CONTINENTAL RESOURCES INC	18.750000%	0.000000%	18.750000%	0.00082462%	\$ 236.91
900508	HOLLIS 1-10	3507324193	10	019N	008W	KINGFISHER	CONTINENTAL RESOURCES INC	16.590654%	-3.592521%	12.998133%	0.00620969%	\$ 1,784.04
210136	HOLSTEIN 1-27H	3501123363	27	015N	012W	BLAINE	CONTINENTAL RESOURCES INC	19.579431%	-0.585938%	18.993493%	0.05266590%	\$ 15,130.91
214526	HONEYCUTT 10-22-15XH	3513727378	22	002N	004W	STEPHENS	CONTINENTAL RESOURCES INC	18.621660%	-0.632736%	17.988924%	0.03742849%	\$ 10,753.20
212014	HONEYCUTT 1-22H	3513726964	22	002N	004W	STEPHENS	CONTINENTAL RESOURCES INC	18.633276%	-2.814398%	15.818878%	0.14285557%	\$ 41,042.40
213611	HONEYCUTT 2-22-15XH	3513727384	22	002N	004W	STEPHENS	CONTINENTAL RESOURCES INC	18.619635%	-0.632053%	17.987582%	0.05042763%	\$ 14,487.86
213612	HONEYCUTT 3-22-15XH	3513727391	22	002N	004W	STEPHENS	CONTINENTAL RESOURCES INC	18.630717%	-0.635804%	17.994913%	0.04588080%	\$ 13,181.55
213613	HONEYCUTT 4-22-15XH	3513727331	22	002N	004W	STEPHENS	CONTINENTAL RESOURCES INC	18.621919%	-0.632823%	17.989096%	0.05388498%	\$ 15,481.16
213614	HONEYCUTT 5-22-15XH	3513727384	22	002N	004W	STEPHENS	CONTINENTAL RESOURCES INC	18.616041%	-0.630837%	17.985204%	0.04638932%	\$ 13,327.65
213615	HONEYCUTT 6-22-15XH	3513727332	22	002N	004W	STEPHENS	CONTINENTAL RESOURCES INC	18.621788%	-0.632781%	17.989007%	0.04378677%	\$ 12,579.94
213616	HONEYCUTT 7-22-15XH	3513727388	22	002N	004W	STEPHENS	CONTINENTAL RESOURCES INC	18.621926%	-0.632823%	17.989094%	0.04821902%	\$ 13,853.33
213617	HONEYCUTT 8-22-15XH	3513727370	22	002N	004W	STEPHENS	CONTINENTAL RESOURCES INC	18.631800%	-0.636168%	17.995632%	0.04576387%	\$ 13,147.96
214525	HONEYCUTT 9-22-15XH	3513727404	22	002N	004W	STEPHENS	CONTINENTAL RESOURCES INC	18.621898%	-0.632818%	17.990800%	0.04284826%	\$ 12,310.31
214740	HOOK 1-21H	3501123511	21	013N	013W	BLAINE	CONTINENTAL RESOURCES INC	18.706596%	-5.126952%	13.579644%	0.02218769%	\$ 6,374.52
804310	HOPE #1-20						CONTINENTAL RESOURCES INC	Not Available	None Known	Not Available	0.046505103%	\$ 133,609.16
578380	HORN 1-A	3501721145	9	012N	006W	CANADIAN	CONTINENTAL RESOURCES INC	13.271430%	0.000000%	13.271430%	0.06412325%	\$ 18,422.61
801780	HORN 2-18 (SOLD)	3501521201	18	011N	013W	CADDO	UNIT PETROLEUM COMPANY	18.750003%	-6.250000%	12.500003%	0.00010001%	\$ 28.73
810630	HORNE 24-24						CONTINENTAL RESOURCES INC	Not Available	None Known	Not Available	0.00048215%	\$ 138.52
207122	HOUK 1-15H	3506323991	15	004N	009E	HUGHES	CONTINENTAL RESOURCES INC	18.139647%	-0.459228%	17.680419%	0.05036655%	\$ 15,812.03
606140	HOUK 1-9	3509321764	9	021N	013W	MAJOR	CONTINENTAL RESOURCES INC	12.500000%	0.000000%	12.500000%	0.29850810%	\$ 85,761.38
205420	HOUSE 1-9	3501123133	9	016N	012W	BLAINE	CONTINENTAL RESOURCES INC	18.671991%	0.000000%	18.671991%	0.33431319%	\$ 96,048.18
582880	HOWARD 1-15(SOLD)						PANTHER OPERATING LLC	12.500000%	0.000000%	12.500000%	0.00048776%	\$ 140.13
980230	HOWRY 1-33 (DRYHOLE)	3501921892	33	017N	011W	BLAINE	CONTINENTAL RESOURCES INC	19.560872%	-0.390625%	19.170247%	0.02463381%	\$ 7,077.29
980231	HOWRY 1-33ST (PUGGED)	#	33	017N	011W	BLAINE	CONTINENTAL RESOURCES INC	19.560872%	-0.390625%	19.170247%	0.00102304%	\$ 293.92
804850	HOWRY TRUST #2-28(SOLD)						CONTINENTAL RESOURCES INC	Not Available	None Known	Not Available	0.00001891%	\$ 5.43
214621	HOWRY TRUST 1-20H	3501926158	20	003S	003W	CARTER	CONTINENTAL RESOURCES INC	18.418517%	-0.732422%	17.686095%	0.00161248%	\$ 463.27
803310	HUBBARD #3-32(SOLD)						CONTINENTAL RESOURCES INC	Not Available	None Known	Not Available	0.00072178%	\$ 207.37

Exhibit 5

Strack v Continental Resources Inc.
Report of the Allocation of the Net Sub-Class 1 Settlement to the Class Well Level
(Sorted by Well)

Gross Sub-Class 1 Payment \$ 49,800,000.00
Less Attorneys' Fees \$ (19,920,000.00)
Less Class Rep Award \$ (400,000.00)
Less Lit & Admin Expenses \$ (750,000.00)
Less GPT \$ -
Net Sub-Class 1 Settlement Payment for Allocation to Sub-Class 1 Members \$ 28,730,000.00

*Note: the total royalty burden and applicable excluded and opt-out royalty burdens were obtained from information provided by Continental. If these burdens were not available, it is noted in the Total Royalty Burden column above.

CLR WELL NO.	Well Name	API NO. if available	SEC	TWN	RANGE	COUNTY	Operator	Total Royalty Burden if provided*	Identified Excluded and Opt-Out Royalty Burden*	Calculated Sub-Class 1 Royalty Burden to be Used in Allocation to Each Class Member in the Well*	Percentage of Net Sub-Class 1 Settlement Allocated to Each Sub-Class 1 Well for Distribution to Class Members	Net Sub-Class 1 Amount Allocated to Each Sub-Class 1 Well for Further Allocation & Distribution to the Class Members in the Well
810202	HUBBARD C #1						CONTINENTAL RESOURCES INC	Not Available	None Known	Not Available	0.02462383%	\$ 7,074.43
207470	HUDSON 1-9H	3506324108	9	004N	009E	HUGHES	CONTINENTAL RESOURCES INC	18.984375%	-2.003906%	16.980469%	0.11264199%	\$ 32,362.04
830055	HUFSTUTLAR A 21-10	3506323720	21	004N	009E	HUGHES	CONTINENTAL RESOURCES INC	18.750000%	-9.863281%	8.886719%	0.00132661%	\$ 381.13
210199	HUMPHREYS 1-2H	3503922386	2	015N	014W	CUSTER	CONTINENTAL RESOURCES INC	19.294941%	-5.470809%	13.824132%	0.03976539%	\$ 11,424.60
213033	HUNDLEY 1-20H	3513727133	20	001N	005W	STEPHENS	CONTINENTAL RESOURCES INC	19.033322%	-1.033324%	17.999998%	0.19562597%	\$ 56,203.34
802890	HUNT(SOLD)	3501720784	13	013N	007W	CANADIAN	MACK ENERGY CO	18.750347%	0.000000%	18.750347%	0.00081848%	\$ 235.15
802280	HUNTZINGER 2-13(SOLD)	3505921394	13	027N	021W	HARPER	WARD PETROLEUM CORP	12.500457%	-0.512695%	11.987762%	0.01920578%	\$ 5,517.82
802270	HUNTZINGER A #1-13(SOLD)							Not Available	None Known	Not Available	0.00000651%	\$ 1.87
590070	HURST 1	3501721106	33	012N	006W	CANADIAN	CONTINENTAL RESOURCES INC	12.500000%	0.000000%	12.500000%	0.05778925%	\$ 16,602.85
555520	HUSMANN 1 (SOLD)	3501721020	33	012N	006W	CANADIAN	TWENTY/TWENTY OIL & GAS INC	12.500000%	0.000000%	12.500000%	0.02924341%	\$ 8,401.63
615080	HUSMANN, OTTO 2(SOLD)	3501721453	33	012N	006W	CANADIAN	RIO BLANCO OPERATING LLC	12.500000%	0.000000%	12.500000%	0.02559877%	\$ 7,354.53
805195	HUSSEY #1-10						CONTINENTAL RESOURCES INC	Not Available	None Known	Not Available	0.00736824%	\$ 2,116.90
801970	HUSTED 1-18(SOLD)	3505120972	18	009N	007W	GRADY	KERR-MCGEE OIL & GAS ONSHORE LLC	19.062831%	-7.500000%	11.562831%	0.06404268%	\$ 18,399.46
801980	HUSTED 2-18(SOLD)	3505122061	18	009N	007W	GRADY	MARATHON OIL COMPANY	18.703284%	-7.500000%	11.203284%	0.00681824%	\$ 1,958.88
210499	HUTCHENS 1-26H	3504323266	26	016N	014W	DEWEY	CONTINENTAL RESOURCES INC	18.958333%	-3.913352%	15.044981%	0.09014100%	\$ 25,897.51
805710	HYENA 1-16	3501123109	16	016N	011W	BLAINE	RANGE PRODUCTION COMPANY	Not Available	None Known	Not Available	0.06131963%	\$ 17,617.13
210493	IGO 1-27H	3505123561	27	007N	006W	GRADY	CONTINENTAL RESOURCES INC	19.280631%	-0.560709%	18.719922%	0.03968578%	\$ 11,401.72
900200	IKE 1-8(PLUGGED)	3507324231	8	016N	009W	KINGFISHER	CONTINENTAL RESOURCES INC	12.500000%	0.000000%	12.500000%	0.11341640%	\$ 32,584.53
214277	INCE 1-2-1H	3504924997	21	003N	004W	GARVIN	CONTINENTAL RESOURCES INC	18.748489%	-0.292969%	18.455520%	0.02861671%	\$ 8,221.58
802870	INGRAM #1-36						CONTINENTAL RESOURCES INC	Not Available	None Known	Not Available	0.00011653%	\$ 46.44
804230	INGRAM 2-36	3501720686	36	012N	010W	CANADIAN	CHESAPEAKE OPERATING INC	12.666250%	0.000000%	12.666250%	0.06729449%	\$ 19,333.71
805620	INGRAM 5-36	3501723766	36	012N	010W	CANADIAN	CHESAPEAKE OPERATING INC	12.666270%	0.000000%	12.666270%	0.01390284%	\$ 3,994.29
804985	INMAN #1-8						CONTINENTAL RESOURCES INC	Not Available	None Known	Not Available	0.01051676%	\$ 3,021.46
804990	INMAN #2-8						CONTINENTAL RESOURCES INC	Not Available	None Known	Not Available	0.00126396%	\$ 363.14
804995	INMAN #3-8						CONTINENTAL RESOURCES INC	Not Available	None Known	Not Available	0.01583610%	\$ 4,549.71
805000	INMAN #4-8						CONTINENTAL RESOURCES INC	Not Available	None Known	Not Available	0.01408341%	\$ 4,046.16
805005	INMAN #5-8						CONTINENTAL RESOURCES INC	Not Available	None Known	Not Available	0.01148101%	\$ 3,298.50
375600	IRENE 1-8(SOLD)	3507320616	8	017N	008W	KINGFISHER	RA-JAC LLC	12.500000%	0.000000%	12.500000%	0.00041971%	\$ 120.58
213951	IRETA 1-4-9XH	3501123504	4	013N	013W	BLAINE	CONTINENTAL RESOURCES INC	18.730728%	-3.81891%	15.448837%	0.05874778%	\$ 16,878.24
282620	ISBELL, AURIS DEA UNIT 1 & 2	#	#	#	#	GARFIELD	CONTINENTAL RESOURCES INC	12.500000%	0.000000%	12.500000%	0.04103726%	\$ 11,790.01
282605	ISBELL, FLOYD UNIT 1	3504730025	15	021N	007W	GARFIELD	CONTINENTAL RESOURCES INC	12.500000%	0.000000%	12.500000%	0.00493957%	\$ 1,419.14
282600	ISBELL, FLOYD UNIT 1 & 2	#	#	#	#	GARFIELD	CONTINENTAL RESOURCES INC	12.500000%	0.000000%	12.500000%	0.05558558%	\$ 15,969.74
282606	ISBELL, FLOYD UNIT 2	3504720896	15	021N	007W	GARFIELD	CONTINENTAL RESOURCES INC	12.500000%	0.000000%	12.500000%	0.00026432%	\$ 75.94
954780	ISHMAEL 1(SOLD)	#	1	020N	008W	GARFIELD	CHAPARRAL ENERGY LLC	12.500000%	0.000000%	12.500000%	0.0001700%	\$ 4.86
278380	ISHMAEL 4(SOLD)	3504722062	1	020N	008W	GARFIELD	CHAPARRAL ENERGY LLC	12.500000%	0.000000%	12.500000%	0.00001516%	\$ 4.39
206493	IWNS 1-19	3501123188	19	016N	012W	BLAINE	CONTINENTAL RESOURCES INC	18.750000%	0.000000%	18.750000%	0.04132825%	\$ 11,873.61
210451	IWNS 1-25H	3501123468	25	016N	013W	BLAINE	CONTINENTAL RESOURCES INC	19.067382%	-0.073242%	18.994117%	0.07536301%	\$ 19,306.99
210724	J D 1-25H	3504323281	25	016N	014W	DEWEY	CONTINENTAL RESOURCES INC	19.088372%	-4.254255%	14.834117%	0.07536301%	\$ 11,873.61
803280	J.D. #1-20(PLUGGED)						CONTINENTAL RESOURCES INC	Not Available	None Known	Not Available	0.04293353%	\$ 12,334.80
204180	JACKAL 1-16 SWD	3501123069	16	016N	011W	BLAINE	CONTINENTAL RESOURCES INC	24.253517%	-14.062500%	10.191017%	0.08415890%	\$ 24,178.85
212120	JACKPOT 1-32H	3505123646	32	004N	005W	GRADY	CONTINENTAL RESOURCES INC	19.104819%	0.000000%	19.104819%	0.15441688%	\$ 44,363.97
207276	JACKSON 1-8H	3502921049	5	02N	010E	COAL	CONTINENTAL RESOURCES INC	17.542805%	-0.826901%	16.715904%	0.06597691%	\$ 18,955.17
500150	JAMES 1-24 (PLUGGED)	3507321774	24	017N	006W	KINGFISHER	CONTINENTAL RESOURCES INC	12.500000%	0.000000%	12.500000%	0.00167373%	\$ 480.86
860840	JAMESON 2-27(SOLD)	3508721108	27	008N	003W	MCCLAIN	VEENKER RESOURCES INC	13.058470%	0.000000%	13.058470%	0.12111225%	\$ 34,795.55
189630	JAMESON, ROBERT 1-27(SOLD)	3508730016	27	008N	003W	MCCLAIN	VEENKER RESOURCES INC	12.872300%	0.000000%	12.872300%	0.23243650%	\$ 66,779.01
810760	JANET #19 C-4						CONTINENTAL RESOURCES INC	Not Available	None Known	Not Available	0.02003564%	\$ 5,756.24
512440	JANTZ 1-12	3509321207	12	022N	010W	MAJOR	CONTINENTAL RESOURCES INC	12.500000%	0.000000%	12.500000%	0.05146743%	\$ 14,766.59
558100	JANTZ 2-12	3509321538	12	022N	010W	MAJOR	CONTINENTAL RESOURCES INC	12.500000%	0.000000%	12.500000%	0.04162608%	\$ 11,959.17
870160	JANTZ, PETER 1-9	3509330297	9	022N	009W	MAJOR	CONTINENTAL RESOURCES INC	18.750000%	0.000000%	18.750000%	0.23897782%	\$ 68,658.33

Exhibit 5

Strack v Continental Resources Inc.
Report of the Allocation of the Net Sub-Class 1 Settlement to the Class Well Level
(Sorted by Well)

Gross Sub-Class 1 Payment \$ 49,800,000.00
Less Attorneys' Fees \$ (19,920,000.00)
Less Class Rep Award \$ (400,000.00)
Less Lit & Admin Expenses \$ (750,000.00)
Less GPT \$ -
Net Sub-Class 1 Settlement Payment for Allocation to Sub-Class 1 Members \$ 28,730,000.00

*Note: the total royalty burden and applicable excluded and opt-out royalty burdens were obtained from information provided by Continental. If these burdens were not available, it is noted in the Total Royalty Burden column above.

CLR WELL NO.	Well Name	API NO. if available	SEC	TWN	RANGE	COUNTY	Operator	Total Royalty Burden if provided*	Identified Excluded and Opt-Out Royalty Burden*	Calculated Sub-Class 1 Royalty Burden to be Used in Allocation to Each Class Member in the Well*	Percentage of Net Sub-Class 1 Settlement Allocated to Each Sub-Class 1 Well for Distribution to Class Members	Net Sub-Class 1 Amount Allocated to Each Sub-Class 1 Well for Further Allocation & Distribution to the Class Members in the Well
536080	JANTZEN A 1-1 (PLUGGED)	3509321376	1	022N	010W	MAIOR	CONTINENTAL RESOURCES INC	12.500000%	0.000000%	12.500000%	0.02776028%	7,975.53
495160	JANTZEN L 1-25 (SOLD)	3509321073	25	023N	010W	MAIOR	ANADARKO E&P ONSHORE LLC	12.500000%	0.000000%	12.500000%	0.02129961%	6,119.38
800663	JANTZEN, LLOYD 2-12 (PLUGGED)	3509321256	12	022N	010W	MAIOR	CONTINENTAL RESOURCES INC	12.500000%	0.000000%	12.500000%	0.01355194%	3,893.47
207475	JASON 1-20H	3506324134	20	004N	009E	HUGHES	CONTINENTAL RESOURCES INC	19.143252%	-0.195312%	18.947940%	0.01798739%	5,167.78
478110	JAY JAY 2-25	3501720422	25	014N	009W	CANADIAN	CONTINENTAL RESOURCES INC	15.624990%	0.000000%	15.624990%	0.08024946%	23,055.67
214276	JEANNA 1-24H	3505123876	24	003N	005W	GRADY	CONTINENTAL RESOURCES INC	19.137173%	-0.023568%	19.113605%	0.01455417%	4,181.41
214552	JEANNA 2-24H	3505123880	25	003N	005W	GRADY	CONTINENTAL RESOURCES INC	19.148329%	-0.023568%	19.124761%	0.02066125%	5,935.98
214555	JEANNA 5-24H	3505123884	25	003N	005W	GRADY	CONTINENTAL RESOURCES INC	19.148329%	-0.023568%	19.124761%	0.01569111%	4,508.05
214556	JEANNA 6-24H	3505123881	25	003N	005W	GRADY	CONTINENTAL RESOURCES INC	19.148329%	-0.023568%	19.124761%	0.02000006%	5,746.02
811735	JENAE 1-24							Not Available	None Known	Not Available	0.00011630%	33.41
209231	JENE 1-36H	3504323123	36	017N	016W	DEWEY	CONTINENTAL RESOURCES INC	19.010448%	-0.937500%	18.072948%	0.08465370%	24,321.01
210483	JENNA 1-21H	3503932385	21	015N	015W	CUSTER	CONTINENTAL RESOURCES INC	18.964354%	-5.166992%	13.797367%	0.04740400%	13,619.29
213276	JERRY 1-15H	3513727215	15	002N	004W	STEPHENS	CONTINENTAL RESOURCES INC	18.442524%	-0.156250%	18.286274%	0.01452021%	4,171.66
970310	JERRY 1-3 (SOLD)	3512122030	3	007N	016E	PITTSBURG	CANAAN RESOURCES X LLC	18.665803%	0.000000%	18.665803%	0.01149684%	3,303.04
812508	JIMMIE LEE 1-12H	3504323186	12	016N	015W	DEWEY	DEVON ENERGY PRODUCTION CO LP	19.274414%	0.000000%	19.274414%	0.00009554%	27.45
207274	JIMMY 1-6H	3502921005	6	002N	010E	COAL	CONTINENTAL RESOURCES INC	19.233004%	-1.458374%	17.774650%	0.05492023%	15,778.58
804845	JIROUS #1-20 (PLUGGED)							Not Available	None Known	Not Available	0.00532227%	1,529.09
915630	JODY 1-19 (SOLD)	3513323623	19	009N	007E	SEMINOLE	MERMAC OPERATING COMPANY INC	12.500000%	0.000000%	12.500000%	0.00008533%	24.52
970210	JOE 1-35 (SOLD)	3512122036	35	008N	016E	PITTSBURG	CANAAN RESOURCES X LLC	19.627504%	-0.365627%	19.261877%	0.02216015%	6,366.61
810086	JOHANNESMYER UNIT 13 #1							Not Available	None Known	Not Available	0.00221736%	637.05
442590	JOHN 1-12 (PLUGGED)	3509320618	12	020N	011W	MAIOR	CONTINENTAL RESOURCES INC	12.500000%	0.000000%	12.500000%	0.01443178%	4,146.25
804460	JOHNNIE 1-2							Not Available	None Known	Not Available	0.00142610%	409.72
814271	JOHNSON ROGERS 1-17X8H	3505123718	17	004N	005W	GRADY	VITRUVIAN II WOODFORD LLC	16.505253%	0.000000%	16.505253%	0.00008008%	23.01
815066	JOHNSON ROGERS 2-17X8H	3505123805	17	004N	005W	GRADY	VITRUVIAN II WOODFORD LLC	16.545424%	0.000000%	16.545424%	0.0032578%	93.60
816343	JOHNSON ROGERS 3R-17X8H	3505123883	20	004N	005W	GRADY	VITRUVIAN II WOODFORD LLC	16.434942%	0.000000%	16.434942%	0.03539912%	10,170.17
816064	JOHNSON ROGERS 4-17X8H	3505123867	17	004N	005W	GRADY	VITRUVIAN II WOODFORD LLC	16.449965%	0.000000%	16.449965%	0.03935386%	11,301.19
816065	JOHNSON ROGERS 5-17X8H	3505123915	17	004N	005W	GRADY	VITRUVIAN II WOODFORD LLC	16.399595%	0.000000%	16.399595%	0.03897099%	11,196.36
816066	JOHNSON ROGERS 6-17X8H	3505123923	17	004N	005W	GRADY	VITRUVIAN II WOODFORD LLC	16.384572%	0.000000%	16.384572%	0.04522264%	12,992.47
816067	JOHNSON ROGERS 7-17X8H	3505123916	17	004N	005W	GRADY	VITRUVIAN II WOODFORD LLC	16.368666%	0.000000%	16.368666%	0.03330530%	9,568.61
816062	JOHNSON ROGERS 8-17X8H	3505123927	17	004N	005W	GRADY	VITRUVIAN II WOODFORD LLC	16.394293%	0.000000%	16.394293%	0.03462127%	9,946.69
804320	JONES #2-31							Not Available	None Known	Not Available	0.00185304%	532.38
805690	JONES #3-31							Not Available	None Known	Not Available	0.00329912%	947.84
805805	JONES #4-31							Not Available	None Known	Not Available	0.00210923%	605.98
250080	JONES 1&2 (PLUGGED)							Not Available	None Known	Not Available	0.0000294%	0.84
213631	JONES BAY 1-7-6XH	3501123489	7	013N	013W	BLAINE	CONTINENTAL RESOURCES INC	18.857444%	-3.688231%	15.169213%	0.03805688%	10,933.74
250090	JONES, HAZEL 1-14 (PLUGGED)							Not Available	None Known	Not Available	0.00000033%	0.10
860005	JONES-LEE #1-2							Not Available	None Known	Not Available	0.00805308%	2,313.65
804120	JORDAN #1-14 (SOLD)	3504723913	7	022N	006W	GARFIELD	CONTINENTAL RESOURCES INC	18.750000%	-2.877624%	15.872376%	0.18133822%	52,098.47
800430	JOSEPHINE #2A (SOLD)							Not Available	None Known	Not Available	0.004247027%	12,201.71
810088	JOYCE #1-23 (PLUGGED)							Not Available	None Known	Not Available	0.00005332%	15.32
213167	JR BANKS 1-11-14XH	3508521237	11	006S	001W	LOVE	CONTINENTAL RESOURCES INC	17.221090%	0.000000%	17.221090%	0.00433232%	1,244.67
810430	JULIAN #2-1							Not Available	None Known	Not Available	0.00041259%	118.54
204670	JULIUS 1-17	3501123067	17	016N	011W	BLAINE	CONTINENTAL RESOURCES INC	18.750000%	0.000000%	18.750000%	0.02497652%	7,175.75
811105	JUNG #1-25							Not Available	None Known	Not Available	0.00198788%	571.12
210323	JUSTICE 1-15H	3501123366	15	014N	012W	BLAINE	CONTINENTAL RESOURCES INC	18.850697%	-0.130208%	18.720489%	0.11481294%	32,985.76
316740	KAISER, FRANK 1-11	3500300091	11	023N	010W	ALFALFA	CONTINENTAL RESOURCES INC	12.500000%	0.000000%	12.500000%	0.05208979%	14,965.40
213928	KALSU 1-35-2-11XH	3504323423	35	016N	014W	DEWEY	CONTINENTAL RESOURCES INC	19.083890%	-3.219181%	15.864709%	0.00741306%	2,129.77
182630	KAMAS 1-3 (SOLD)	3500720374	3	005N	025E	BEAVER	MARLIN OIL CORPORATION	12.500000%	0.000000%	12.500000%	0.07184621%	20,641.42

Exhibit 5

Strack v Continental Resources Inc.
Report of the Allocation of the Net Sub-Class 1 Settlement to the Class Well Level
(Sorted by Well)

Gross Sub-Class 1 Payment \$ 49,800,000.00
Less Attorneys' Fees \$ (19,920,000.00)
Less Class Rep Award \$ (400,000.00)
Less Lit & Admin Expenses \$ (750,000.00)
Less GPT \$ -
Net Sub-Class 1 Settlement Payment for Allocation to the Well Level (and Payment to Sub-Class 1 Members) \$ 28,730,000.00

*Note: the total royalty burden and applicable excluded and opt-out royalty burdens were obtained from information provided by Continental. If these burdens were not available, it is noted in the Total Royalty Burden column above.

CLR WELL NO.	Well Name	API NO. if available	SEC	TWN	RANGE	COUNTY	Operator	Total Royalty Burden if provided*	Identified Excluded and Opt-Out Royalty Burden*	Calculated Sub-Class 1 Royalty Burden to be Used in Allocation to Each Class Member in the Well*	Percentage of Net Sub-Class 1 Settlement Allocated to Each Sub-Class 1 Well for Distribution to Class Members	Net Sub-Class 1 Amount Allocated to Each Sub-Class 1 Well for Further Allocation & Distribution to the Class Members in the Well
910730	KAREN 1-19(SOLD)	3513323598	19	009N	007E	SEMINOLE	OKLAHOMA OIL & GAS MGMT INC	16.483658%	0.000000%	16.483658%	0.02066599%	5,987.34
930300	KAREN 1-31 (PLUGGED)	3509323820	31	021N	009W	MAJOR	CONTINENTAL RESOURCES INC	15.613325%	0.000000%	15.613325%	0.02621604%	7,581.87
210687	KARLYN 1-29H	3501123447	29	015N	011W	BLAINE	CONTINENTAL RESOURCES INC	18.788348%	-0.260417%	18.527931%	0.02277999%	6,544.69
210833	KARNS 1-4H	3501123365	4	015N	011W	BLAINE	CONTINENTAL RESOURCES INC	19.555111%	-0.388006%	19.167105%	0.02366793%	6,799.80
547550	KASTENS 1-9	3501720886	9	014N	007W	CANADIAN	CONTINENTAL RESOURCES INC	12.500000%	0.000000%	12.500000%	0.04830155%	13,877.04
213110	KATHRM 1-31H	3505123723	31	007N	006W	GRADY	CONTINENTAL RESOURCES INC	18.920175%	0.000000%	18.920175%	0.02152592%	6,184.40
802560	KATY #34-(SOLD)						Not Available	None Known	None Known	None Known	0.0006222%	1.87
801270	KECK 1-2						Not Available	None Known	None Known	None Known	0.00201596%	5,791.19
801280	KECK 2(SOLD)	3504721639	2	021N	008W	GARFIELD	CRAWLEY PETROLEUM CORPORATION	21.762253%	0.000000%	21.762253%	0.02294572%	6,592.31
213130	KEELE 1-22-21XH	3504925008	22	001N	001W	GARVIN	CONTINENTAL RESOURCES INC	18.755907%	-1.109743%	17.646164%	0.03175193%	9,122.33
676990	KEITH 1-18(PLUGGED)	3507322738	18	017N	008W	KINGFISHER	CONTINENTAL RESOURCES INC	22.500000%	0.000000%	22.500000%	0.0046452%	1,311.39
208447	KELLNER 1-19H	3504925036	19	003N	004W	GARVIN	CONTINENTAL RESOURCES INC	18.750000%	0.000000%	18.750000%	0.06275488%	18,029.48
434600	KELLOGG 1-14	3509320208	14	020N	010W	MAJOR	CONTINENTAL RESOURCES INC	12.500000%	-2.265152%	10.234848%	0.16053478%	46,121.64
203610	KELLY 1-30	3501123068	30	016N	011W	BLAINE	CONTINENTAL RESOURCES INC	19.515780%	-1.116827%	18.398953%	0.02389776%	6,865.83
800002	KELLY UNIT C 1-24(PLUGGED)	3501120175	24	015N	011W	BLAINE	CONTINENTAL RESOURCES INC	12.500000%	0.000000%	12.500000%	0.00380426%	1,092.96
805675	KELSO 1-20						Not Available	None Known	None Known	None Known	0.0016844%	48.39
960480	KENNETH 1-11(SOLD)	3512121952	11	007N	016E	PITTSBURG	CANAAN RESOURCES X LLC	17.708335%	0.000000%	17.708335%	0.02020297%	5,752.03
210379	KENNETH 1-17H	3501123362	17	015N	012W	BLAINE	CONTINENTAL RESOURCES INC	19.000778%	0.000000%	19.000778%	0.07252479%	20,836.37
810540	KENT #1-24						Not Available	None Known	None Known	None Known	0.02601567%	7,474.30
850007	KENWOOD 1-7(PLUGGED)	3504723858	7	022N	006W	GARFIELD	CONTINENTAL RESOURCES INC	16.190040%	-1.632810%	14.557230%	0.09824477%	28,225.72
201380	KERNS 1-1	3500320150	1	023N	012W	ALFAIFA	CONTINENTAL RESOURCES INC	12.958312%	0.000000%	12.958312%	0.00918543%	2,688.97
453560	KERNS B 1-2	3500320164	2	023N	012W	ALFAIFA	CONTINENTAL RESOURCES INC	12.618750%	-0.712550%	11.906200%	0.01543861%	4,435.51
453570	KERNS C 1-2	3500320208	2	023N	012W	ALFAIFA	CONTINENTAL RESOURCES INC	12.618953%	-0.356800%	12.262153%	0.02146822%	6,172.99
207200	KIMBERLY 1-11H	3506324037	11	004N	009E	HUGHES	CONTINENTAL RESOURCES INC	19.250738%	-0.817969%	18.432769%	0.15316200%	44,003.44
207188	KINCAID 1-29H	3506324031	29	006N	010E	HUGHES	CONTINENTAL RESOURCES INC	18.659358%	-3.487501%	15.171857%	0.01478299%	4,247.15
451490	KINER A 1-2	#	2	023N	012W	ALFAIFA	CONTINENTAL RESOURCES INC	12.510200%	-0.030400%	12.479800%	0.00783607%	2,251.30
802540	KING #1-34(SOLD)						Not Available	None Known	None Known	None Known	0.00041398%	118.94
810510	KIPPENBERGER #1-23	3508512362	23	007N	006W	GRADY	CONTINENTAL RESOURCES INC	19.402756%	-2.108154%	17.294602%	0.04754971%	13,661.03
810500	KIRKPATRICK #1-24						Not Available	None Known	None Known	None Known	0.0001494%	4.29
800097	KIRKPATRICK UNIT #1						Not Available	None Known	None Known	None Known	0.0075178%	215.99
810090	KIRSCH STAR #1	3505123624	14	020N	011W	MAJOR	CONTINENTAL RESOURCES INC	17.187520%	-1.743160%	15.444360%	0.00227916%	654.80
805405	KITTELL #1						Not Available	None Known	None Known	None Known	0.01017026%	2,921.92
900501	KITRELL 1-9	3507324192	9	019N	008W	KINGFISHER	CONTINENTAL RESOURCES INC	16.590654%	0.000000%	16.590654%	0.00848385%	2,437.41
214209	KL FULTON 1-21H	3505123785	21	007N	006W	GRADY	CONTINENTAL RESOURCES INC	19.402756%	-2.108154%	17.294602%	0.04754971%	13,661.03
800032	KLICK 31-1						Not Available	None Known	None Known	None Known	0.0001494%	4.29
804420	KLEWER #1 (SOLD)						Not Available	None Known	None Known	None Known	0.0075178%	215.99
375630	KLUNNETT 1-4	3507320720	4	016N	008W	KINGFISHER	CONTINENTAL RESOURCES INC	12.500000%	0.000000%	12.500000%	0.04408294%	12,665.03
870120	KLUNNETT 1-10	3509323669	10	021N	015W	MAJOR	CONTINENTAL RESOURCES INC	17.187520%	-1.743160%	15.444360%	0.15870454%	45,595.81
210436	KNOX 1-1H	3505123624	1	003N	005W	GRADY	CONTINENTAL RESOURCES INC	19.513059%	-5.000000%	14.513059%	0.15273188%	43,879.87
206415	KOEHM 1-14	3509324492	14	020N	011W	MAJOR	CONTINENTAL RESOURCES INC	14.462810%	-2.814510%	11.648300%	0.03430746%	9,856.53
517000	KOEHM 1-7(PLUGGED)	3509321237	7	022N	009W	MAJOR	CONTINENTAL RESOURCES INC	12.500000%	0.000000%	12.500000%	0.02228484%	6,402.44
803240	KOKOJAN 1-2(PLUGGED)	3504721137	2	020N	007W	GARFIELD	CONTINENTAL RESOURCES INC	12.500000%	0.000000%	12.500000%	0.01784857%	5,127.89
213030	KOLT 1-17H	3505123769	17	006N	005W	GRADY	CONTINENTAL RESOURCES INC	19.353031%	-1.757813%	17.595218%	0.02553788%	7,337.03
784460	KOMPELIEN 1-19(SOLD)	3508520525	19	007S	002W	LOVE	JONES L E OPERATING INC	18.088860%	0.000000%	18.088860%	0.0022073%	63.42
870170	KOOKEN 1-24(SOLD)	3509322965	24	021N	015W	MAJOR	CHESAPEAKE OPERATING INC	18.750000%	0.000000%	18.750000%	0.38098907%	109,458.16
870180	KOOKEN 2-24(SOLD)	3509322967	24	021N	015W	MAJOR	FAULKNER CORPORATION	18.750000%	0.000000%	18.750000%	0.47972081%	137,823.79
800340	KOPPER #1 (SOLD)						Not Available	None Known	None Known	None Known	0.01353516%	3,888.65
539120	KORTEMEIER UNIT 1	3501720794	9	012N	006W	CANADIAN	CONTINENTAL RESOURCES INC	13.271430%	0.000000%	13.271430%	0.06425337%	18,459.99
590650	KOSTKA 1-23(PLUGGED)	3501721287	23	012N	006W	CANADIAN	CONTINENTAL RESOURCES INC	20.000000%	0.000000%	20.000000%	0.01822498%	5,236.04

Exhibit 5

Strack v Continental Resources Inc.
Report of the Allocation of the Net Sub-Class 1 Settlement to the Class Well Level
(Sorted by Well)

Gross Sub-Class 1 Payment \$ 49,800,000.00
Less Attorneys' Fees \$ (19,920,000.00)
Less Class Rep Award \$ (400,000.00)
Less Lit & Admin Expenses \$ (750,000.00)
Less GPT \$ -
Net Sub-Class 1 Settlement Payment for Allocation to the Well Level (and Payment to Sub-Class 1 Members) \$ 28,730,000.00

*Note: the total royalty burden and applicable excluded and opt-out royalty burdens were obtained from information provided by Continental. If these burdens were not available, it is noted in the Total Royalty Burden column above.

CLR WELL NO.	Well Name	API NO. if available	SEC	TWN	RANGE	COUNTY	Operator	Total Royalty Burden if provided*	Identified Excluded and Opt-Out Royalty Burden*	Calculated Sub-Class 1 Royalty Burden to be Used in Allocation to Each Class Member in the Well*	Percentage of Net Sub-Class 1 Settlement Allocated to Each Sub-Class 1 Well for Distribution to Class Members	Net Sub-Class 1 Amount Allocated to Each Sub-Class 1 Well for Further Allocation & Distribution to the Class Members in the Well
396190	KRAMER A 1-32(SOLD)	3507320769	32	018N	008W	KINGFISHER	TWENTY/TWENTY OIL & GAS INC	12.500000%	0.000000%	12.500000%	0.01430004%	\$ 4,108.40
870100	KRAMP 1-15	3501122339	15	019N	010W	BLAINE	CONTINENTAL RESOURCES INC	15.625000%	0.000000%	15.625000%	0.37020157%	\$ 106,358.91
610096	KRAUS #19-1						CONTINENTAL RESOURCES INC	Not Available	None Known	Not Available	0.00293660%	\$ 843.68
690170	KUNKEL 1 (SOLD)						CONTINENTAL RESOURCES INC	14.000000%	-1.250000%	12.750000%	0.00069101%	\$ 198.53
802150	KUYENDALL #1-24	3504722142	23	023N	006W	GARFIELD	CONTINENTAL RESOURCES INC	Not Available	None Known	Not Available	0.00013093%	\$ 37.62
811090	LAIRD #1-25						CONTINENTAL RESOURCES INC	Not Available	None Known	Not Available	0.00298351%	\$ 857.16
960860	LAKE 1-26	3501122751	26	015N	010W	BLAINE	CONTINENTAL RESOURCES INC	17.382813%	0.000000%	17.382813%	0.06852707%	\$ 19,687.83
940500	LAKE CARL BLACKWELL UNIT(SOLD)						CONTINENTAL RESOURCES INC	14.105545%	-0.171216%	13.934329%	0.05736977%	\$ 16,482.34
806045	LAMB 1-19	3515122760	19	023N	014W	WOODS	CHESAPEAKE OPERATING INC	0.064161%	-0.064161%	0.000000%	0.00000000%	\$ -
210129	LAMBKIS 1-11H	3505123542	11	003N	005W	GRADY	CONTINENTAL RESOURCES INC	20.400098%	0.000000%	20.400098%	0.16776176%	\$ 48,197.95
213520	LAMBKIS 2-11-2XH	3505123747	14	003N	005W	GRADY	CONTINENTAL RESOURCES INC	19.724146%	0.000000%	19.724146%	0.25693745%	\$ 73,818.13
212400	LANG 1-20H	3504924926	20	003N	004W	GARVIN	CONTINENTAL RESOURCES INC	18.784814%	0.000000%	18.784814%	0.23609862%	\$ 67,831.13
214278	LANGWORTHY 1-33H	3505123835	33	004N	005W	GRADY	CONTINENTAL RESOURCES INC	19.382918%	-0.337723%	19.045195%	0.02545026%	\$ 7,311.86
214242	LARUSCH 1-1H	3505123806	1	003N	005W	GRADY	CONTINENTAL RESOURCES INC	19.513059%	-5.000000%	14.513059%	0.01945598%	\$ 5,589.70
800540	LAUBACH #1-27(PLOGGED)						CONTINENTAL RESOURCES INC	Not Available	None Known	Not Available	0.00007432%	\$ 21.35
803560	LAWLES #1-28 (SOLD)						CONTINENTAL RESOURCES INC	Not Available	None Known	Not Available	0.00471904%	\$ 1,355.78
710390	LAWLESS SWD (SOLD)						CONTINENTAL RESOURCES INC	Not Available	None Known	Not Available	0.01706164%	\$ 4,901.81
202490	LEATHERMAN 1-10	3504724342	10	023N	007W	GARFIELD	CONTINENTAL RESOURCES INC	12.500000%	-0.130210%	12.369790%	0.02500684%	\$ 7,184.47
213272	LEDA SPARKS 1-33H	3505123772	33	005N	005W	GRADY	CONTINENTAL RESOURCES INC	16.154938%	-1.748796%	14.410142%	0.05864273%	\$ 16,848.06
920160	LEE 2-9	3509323694	9	020N	009W	MAJOR	CONTINENTAL RESOURCES INC	16.666667%	0.000000%	16.666667%	0.11268407%	\$ 32,374.13
900240	LEHENBAUER 1-9	3509330215	9	020N	009W	MAJOR	CONTINENTAL RESOURCES INC	18.750000%	0.000000%	18.750000%	0.42032434%	\$ 120,759.18
206445	LEHENBAUER 2-9	3509324517	9	020N	009W	MAJOR	CONTINENTAL RESOURCES INC	18.750000%	0.000000%	18.750000%	0.20548543%	\$ 59,035.96
900080	LEISHER 1-9	3501122454	9	019N	010W	BLAINE	CONTINENTAL RESOURCES INC	16.699210%	0.000000%	16.699210%	0.17274945%	\$ 49,680.92
811345	LELA BELLE 1-36	3500921352	36	011N	023W	BECKHAM	CONTINENTAL RESOURCES INC	Not Available	None Known	Not Available	0.00438357%	\$ 1,259.49
468340	LENA 1-30	3507321417	30	019N	008W	KINGFISHER	CONTINENTAL RESOURCES INC	12.500000%	0.000000%	12.500000%	0.04625513%	\$ 13,289.10
210182	LENDAR 1-18H	3501123320	18	015N	012W	BLAINE	CONTINENTAL RESOURCES INC	18.893698%	-3.793935%	15.099763%	0.06736096%	\$ 19,552.81
850012	LEON 1-6	3504723885	6	022N	006W	GARFIELD	CONTINENTAL RESOURCES INC	18.417557%	-0.949860%	17.467697%	0.14854119%	\$ 42,675.88
208035	LEON 1-4H	3502921044	5	002N	010E	COAL	CONTINENTAL RESOURCES INC	18.957553%	0.000000%	18.957553%	0.05030921%	\$ 14,453.84
819600	LEPERT 2-32(PLOGGED)	3502320707	32	004N	009E	CIMARRON	CONTINENTAL RESOURCES INC	12.500000%	0.000000%	12.500000%	0.00360074%	\$ 1,094.49
375520	LESLY 1-17 (PLOGGED)	3507320704	17	018N	008W	KINGFISHER	CONTINENTAL RESOURCES INC	12.500000%	0.000000%	12.500000%	0.00888076%	\$ 2,551.44
496640	LEWIS 1-18 (PLOGGED)	3500320483	18	024N	011W	ALFAFA	CONTINENTAL RESOURCES INC	12.500000%	0.000000%	12.500000%	0.01471488%	\$ 4,227.59
811355	LILA CURTIS 1-5						CONTINENTAL RESOURCES INC	Not Available	None Known	Not Available	0.00003261%	\$ 9.37
805290	LILYAN #1-23(SOLD)						CONTINENTAL RESOURCES INC	Not Available	None Known	Not Available	0.00062705%	\$ 180.15
574290	LILYBRIDGE 1-25	3507322188	25	019N	009W	KINGFISHER	CONTINENTAL RESOURCES INC	12.500000%	0.000000%	12.500000%	0.05892276%	\$ 16,928.51
801570	LILY B 1(SOLD)	3505121554	24	006N	008W	GRADY	DUNCAN OIL PROPERTIES INC	Not Available	None Known	Not Available	0.11224223%	\$ 32,247.19
206650	LINDA 1-24H	3506323941	24	004N	009E	HUGHES	CONTINENTAL RESOURCES INC	19.134117%	-0.878906%	18.255211%	0.15022705%	\$ 43,160.23
213079	LINDA ANN 1-27-22XH	3503922450	27	015N	015W	CUSTER	CONTINENTAL RESOURCES INC	18.725136%	-5.372861%	13.352275%	0.03399121%	\$ 9,765.67
208033	LINDSEY 1-5H	3512124586	5	005N	016E	PITTSBURG	CONTINENTAL RESOURCES INC	18.926532%	0.000000%	18.926532%	0.09793337%	\$ 28,136.23
804600	LISLE #1-4(SOLD)						CONTINENTAL RESOURCES INC	Not Available	None Known	Not Available	0.00088595%	\$ 254.53
801680	LISLE UNITS(SOLD)	3504335124	5	016N	017W	DEWEY	BLAKE PRODUCTION COMPANY INC	13.575276%	-2.988910%	10.586366%	0.13761232%	\$ 39,536.02
800930	LOYD #1-17						CONTINENTAL RESOURCES INC	Not Available	None Known	Not Available	0.0469902%	\$ 12,842.03
574000	LOYD 1(SOLD)						GODFREY OIL PROPERTIES	14.37820%	0.000000%	14.37820%	0.00020694%	\$ 59.46
209228	LONESSTAR 1-4HS	3512124629	4	005N	016E	PITTSBURG	CONTINENTAL RESOURCES INC	20.098101%	-0.058711%	20.039390%	0.09731128%	\$ 27,957.53
800750	LONNIE(WIVACE PROSPECT)(SOLD)						STEPHEN MICHAEL INC	13.158840%	0.000000%	13.158840%	0.0002666%	\$ 7.66
378720	LOOMIS 1-16	3509320383	16	022N	009W	MAJOR	CONTINENTAL RESOURCES INC	12.500000%	0.000000%	12.500000%	0.04603833%	\$ 13,226.81
810104	LOOSEN TRUST #1-31						CONTINENTAL RESOURCES INC	Not Available	None Known	Not Available	0.00687379%	\$ 1,974.84
810105	LORENZ #1						CONTINENTAL RESOURCES INC	Not Available	None Known	Not Available	0.00007718%	\$ 22.17
682900	LORENZ 1-19(PLOGGED)	3509322288	19	020N	010W	MAJOR	BRG PRODUCTION COMPANY	12.500000%	0.000000%	12.500000%	0.08059050%	\$ 23,153.65
436310	LORENZ 1-8	3509320552	8	020N	010W	MAJOR	CONTINENTAL RESOURCES INC	12.500000%	0.000000%	12.500000%	0.443495905%	\$ 127,416.13

Exhibit 5

Strack v Continental Resources Inc.
Report of the Allocation of the Net Sub-Class 1 Settlement to the Class Well Level
(Sorted by Well)

Gross Sub-Class 1 Payment \$ 49,800,000.00
Less Attorneys' Fees \$ (19,920,000.00)
Less Class Rep Award \$ (400,000.00)
Less Lit & Admin Expenses \$ (750,000.00)
Less GPT \$ -
Net Sub-Class 1 Settlement Payment for Allocation to Sub-Class 1 Members \$ 28,730,000.00

*Note: the total royalty burden and applicable excluded and opt-out royalty burdens were obtained from information provided by Continental. If these burdens were not available, it is noted in the Total Royalty Burden column above.

CLR WELL NO.	Well Name	API NO. if available	SEC	TWN	RANGE	COUNTY	Operator	Total Royalty Burden if provided*	Identified Excluded and Opt-Out Royalty Burden*	Calculated Sub-Class 1 Royalty Burden to be Used in Allocation to Each Class Member in the Well*	Percentage of Net Sub-Class 1 Settlement Allocated to Each Sub-Class 1 Well for Distribution to Class Members	Net Sub-Class 1 Amount Allocated to Each Sub-Class 1 Well for Further Allocation & Distribution to the Class Members in the Well
811415	LOTOKA 1-31						CONTINENTAL RESOURCES INC	Not Available	None Known	Not Available	0.00586540%	\$ 1,685.13
811425	LOTOKA 2-31						CONTINENTAL RESOURCES INC	Not Available	None Known	Not Available	0.00438823%	\$ 1,260.74
210218	LOW 1-16H	3505123553	16	006N	006W	GRADY	CONTINENTAL RESOURCES INC	17.469038%	-0.018247%	17.450791%	0.016972084%	\$ 48,760.80
212578	LOW 1-26-23XH	3513727172	26	001N	005W	STEPHENS	CONTINENTAL RESOURCES INC	17.696847%	-2.337954%	15.358893%	0.07950600%	\$ 22,842.07
213827	LOVELACE FARMS 1-29-20XH	3503922462	29	015N	015W	CLUSTER	CONTINENTAL RESOURCES INC	18.663955%	-4.455101%	14.208854%	0.01681179%	\$ 4,830.03
197320	LOVELL-HUMPHREY 1	3504730219	19	023N	006W	GARFIELD	CONTINENTAL RESOURCES INC	12.500000%	0.000000%	12.500000%	0.22484849%	\$ 64,598.97
214260	LOWE 2-6	3505122866	6	06N	006W	GRADY	CONTINENTAL RESOURCES INC	18.059200%	-0.534774%	17.524426%	0.0202514%	\$ 581.82
278370	LOWENHAUPT 1-14	3504730249	14	021N	008W	GARFIELD	CONTINENTAL RESOURCES INC	12.500000%	0.000000%	12.500000%	0.03439906%	\$ 9,882.85
282725	Lowenhaupt, Eda Mae 1	3504730317	14	021N	008W	GARFIELD	CONTINENTAL RESOURCES INC	12.500000%	0.000000%	12.500000%	0.00003588%	\$ 10.31
282720	LOWENHAUPT, Eda MAE 1 & 2	#	#	#	#	GARFIELD	CONTINENTAL RESOURCES INC	12.500000%	0.000000%	12.500000%	0.06189481%	\$ 17,782.38
282726	Lowenhaupt, Eda Mae 2	3504721040	14	021N	008W	GARFIELD	CONTINENTAL RESOURCES INC	12.500000%	0.000000%	12.500000%	0.00369784%	\$ 1,062.39
209061	LOWERS 1-14H	3505123719	14	007N	006W	GRADY	CONTINENTAL RESOURCES INC	18.900191%	-0.384928%	18.515263%	0.02253978%	\$ 6,475.68
212045	LOWRANCE 1-10H	3513726935	10	002N	004W	STEPHENS	CONTINENTAL RESOURCES INC	19.574704%	-2.640625%	16.934079%	0.17544243%	\$ 50,404.61
416480	LUBER 1-21	3507321813	21	018N	007W	KINGFISHER	DOMINION OX TX E & P INC	Not Available	None Known	Not Available	0.02691577%	\$ 7,732.90
810600	LUCIE #2-17						CONTINENTAL RESOURCES INC	Not Available	None Known	Not Available	0.00009549%	\$ 27.43
212576	LUCKY PENNY 1-33H	3505123677	33	007N	006W	GRADY	CONTINENTAL RESOURCES INC	18.787904%	0.000000%	18.787904%	0.07542867%	\$ 21,670.66
671011	LUELLEN 1-5	3501520994	5	011N	012W	CADDO	CONTINENTAL RESOURCES INC	15.282430%	0.000000%	15.282430%	0.05965811%	\$ 17,139.78
206652	LUNA 1-18H	3506323965	18	004N	010E	HUGHES	CONTINENTAL RESOURCES INC	18.497168%	-0.555110%	17.942058%	0.21239519%	\$ 61,021.14
207216	LUNA 2-18H	3506324148	18	004N	010E	HUGHES	CONTINENTAL RESOURCES INC	18.497168%	-0.537122%	17.960046%	0.13087043%	\$ 37,599.07
207217	LUNA 3-18H	3506324135	18	004N	010E	HUGHES	CONTINENTAL RESOURCES INC	18.497168%	-0.537122%	17.960046%	0.11526161%	\$ 33,512.58
207218	LUNA 4-18H	3506324147	18	004N	010E	HUGHES	CONTINENTAL RESOURCES INC	18.497168%	-0.537122%	17.960046%	0.11526161%	\$ 33,512.58
185146	Luther Ford "B" 2	3500820551	36	024N	012W	ALFAFA	CONTINENTAL RESOURCES INC	18.750000%	0.000000%	18.750000%	0.00949738%	\$ 2,728.60
185140	LUTHER FORD B 1 & 2-36	3500320551	36	024N	012W	ALFAFA	CONTINENTAL RESOURCES INC	18.750000%	0.000000%	18.750000%	0.01754268%	\$ 5,040.01
206667	LYDIA 1-11 (PLUGGED)	3501123219	11	016N	012W	BLAINE	CONTINENTAL RESOURCES INC	19.375000%	-10.000000%	9.375000%	0.00053814%	\$ 154.61
210322	LYLE 1-30HR	3504924863	30	003N	004W	GARWIN	CONTINENTAL RESOURCES INC	19.190527%	-2.294536%	16.895991%	0.21089964%	\$ 60,591.47
214305	LYLE LAND 1-25H	3505123834	36	003N	005W	GRADY	CONTINENTAL RESOURCES INC	18.757076%	-0.019531%	18.737545%	0.02938204%	\$ 8,412.73
214219	M.A.S. 1-29(SOLD)	3505123797	13	003N	005W	GRADY	CONTINENTAL RESOURCES INC	18.719488%	-0.240479%	18.479009%	0.05124222%	\$ 14,721.89
768080	MABEL #1-11(SOLD)	3505320939	29	025N	005W	GRANT	ANADARKO MINERALS INC	12.500000%	0.000000%	12.500000%	0.01481347%	\$ 4,255.91
800147	MACH 1-22						CONTINENTAL RESOURCES INC	Not Available	None Known	Not Available	0.00464517%	\$ 1,334.56
564590	MACK 1-22	3501721100	22	012N	006W	CANADIAN	CONTINENTAL RESOURCES INC	12.500000%	0.000000%	12.500000%	0.06238199%	\$ 17,922.35
213270	MACK 1-28H	3504924982	28	001N	001E	GARWIN	CONTINENTAL RESOURCES INC	18.725394%	0.000000%	18.725394%	0.01972675%	\$ 5,667.49
950100	MADDEN 1-28 (SOLD)	3512121836	28	008N	018E	PITTSBURG	CANAAN RESOURCES X LLC	17.907870%	0.000000%	17.907870%	0.02646536%	\$ 7,603.50
204370	MADDUX 1-27	3501123077	27	017N	012W	BLAINE	CONTINENTAL RESOURCES INC	16.370747%	0.000000%	16.370747%	0.00863565%	\$ 2,481.02
713960	MAJORS 1	#	19	019N	002E	PAYNE	THREE SANDS OIL INC	12.500000%	0.000000%	12.500000%	0.00032171%	\$ 92.43
812250	MAJORS 1-6	3501321431	6	012N	012W	CADDO	CONTINENTAL RESOURCES INC	17.679530%	-0.847660%	16.831870%	0.03795777%	\$ 10,715.08
800570	MAJORS, LEE #1(SOLD)						CONTINENTAL RESOURCES INC	Not Available	None Known	Not Available	0.00360882%	\$ 1,036.81
804505	MALON #1-19(SOLD)						CONTINENTAL RESOURCES INC	Not Available	None Known	Not Available	0.00226216%	\$ 649.92
810108	MALY #31-1						CONTINENTAL RESOURCES INC	Not Available	None Known	Not Available	0.00275760%	\$ 792.26
807135	MANIC MONEY 1-8	3506323985	8	006N	010E	HUGHES	XANADU EXPLORATION COMPANY	Not Available	None Known	Not Available	0.00006485%	\$ 18.49
810109	MARCUS #6-1						CONTINENTAL RESOURCES INC	Not Available	None Known	Not Available	0.00186092%	\$ 534.64
810110	MARCUS #6-2						CONTINENTAL RESOURCES INC	Not Available	None Known	Not Available	0.00079845%	\$ 229.40
524820	MARCY 1-9(SOLD)	3507321921	9	017N	008W	KINGFISHER	SPSS OIL COMPANY INC	14.583340%	-7.638890%	6.944450%	0.00022840%	\$ 65.62
747870	MARGARET 1-29(SOLD)	3505320916	29	025N	005W	GRANT	ANADARKO MINERALS INC	12.500000%	0.000000%	12.500000%	0.01517074%	\$ 4,358.55
496520	MARGARET 1-34(SOLD)	3507321736	34	017N	007W	KINGFISHER	GILLIAND OIL & GAS INC	12.557820%	0.000000%	12.557820%	0.02474512%	\$ 7,109.27
970230	MARGARET 1-35(SOLD)	3512122037	35	008N	016E	PITTSBURG	CANAAN RESOURCES X LLC	19.261877%	-0.365627%	19.261877%	0.01009285%	\$ 2,899.68
979050	MARGO 1-19 (SOLD)	3513323656	19	009N	007E	SEMINOLE	OKLAHOMA OIL & GAS MGMT INC	16.483658%	0.000000%	16.483658%	0.00652847%	\$ 1,875.63
979040	MARIE 1-19(SOLD)	3513323782	19	009N	007E	SEMINOLE	OKLAHOMA OIL & GAS MGMT INC	18.513216%	0.000000%	18.513216%	0.00722606%	\$ 2,076.05
214272	MARIE GREGORY 1-29H	3504925002	20	003N	004W	GARWIN	CONTINENTAL RESOURCES INC	19.171913%	-0.117188%	19.054725%	0.02499770%	\$ 7,181.84
207149	MARILYN 1-29H	3512124200	29	006N	015E	PITTSBURG	CONTINENTAL RESOURCES INC	18.516646%	-1.310072%	17.206574%	0.13895357%	\$ 39,921.36

Exhibit 5

Strack v Continental Resources Inc.
Report of the Allocation of the Net Sub-Class 1 Settlement to the Class Well Level
(Sorted by Well)

Gross Sub-Class 1 Payment \$ 49,800,000.00
Less Attorneys' Fees \$ (19,920,000.00)
Less Class Rep Award \$ (400,000.00)
Less Lit & Admin Expenses \$ (750,000.00)
Less GPT \$ -
Net Sub-Class 1 Settlement Payment for Allocation to Sub-Class 1 Members \$ 28,730,000.00

*Note: the total royalty burden and applicable excluded and opt-out royalty burdens were obtained from information provided by Continental. If these burdens were not available, it is noted in the Total Royalty Burden column above.

CLR WELL NO.	Well Name	API NO. if available	SEC	TWN	RANGE	COUNTY	Operator	Total Royalty Burden if provided*	Identified Excluded and Opt-Out Royalty Burden*	Calculated Sub-Class 1 Royalty Burden to be Used in Allocation to Each Class Member in the Well*	Percentage of Net Sub-Class 1 Settlement Allocated to Each Sub-Class 1 Well for Distribution to Class Members	Net Sub-Class 1 Amount Allocated to Each Sub-Class 1 Well for Further Allocation & Distribution to the Class Members in the Well
930240	MARITA 1-19	3509323793	19	021N	009W	MAJOR	CONTINENTAL RESOURCES INC	12.500000%	0.000000%	12.500000%	0.21893994%	\$ 62,901.44
930210	MARJORIE 1-19	3509323806	19	021N	009W	MAJOR	CONTINENTAL RESOURCES INC	12.500000%	0.000000%	12.500000%	0.20670093%	\$ 59,385.18
805630	MARK 1-5						CONTINENTAL RESOURCES INC	Not Available	None Known	Not Available	0.00408410%	\$ 1,173.36
335180	MARKLAND-GODDARD (SOLD)						VEENKER RESOURCES INC	12.500000%	0.000000%	12.500000%	0.00448949%	\$ 1,289.83
805015	MARLATT, DE #1-4	3501900246	20	004S	001W	CARTER	CONTINENTAL RESOURCES INC	Not Available	None Known	Not Available	0.01222965%	\$ 3,513.58
210487	MARLIN 1-19H	3501123400	19	016N	012W	BLAINE	CONTINENTAL RESOURCES INC	19.011906%	0.000000%	19.011906%	0.20313512%	\$ 58,560.72
207010	MARRIOTT 1-18	3501123225	18	016N	012W	BLAINE	CONTINENTAL RESOURCES INC	18.750000%	0.000000%	18.750000%	0.16607452%	\$ 47,713.21
805505	MARRIOTT 1-36 & 2-36	3500924723	36	011N	023W	BECKHAM	CONTINENTAL RESOURCES INC	Not Available	None Known	Not Available	0.02085774%	\$ 5,992.43
970290	MARtha 1-2(SOLD)	3512122040	35	007N	016E	PITTSBURG	CANAAN RESOURCES X LLC	19.045969%	0.000000%	19.045969%	0.01515822%	\$ 4,355.13
214547	MARThA SKID 1-35H	3505123844	35	007N	006W	GRADY	CONTINENTAL RESOURCES INC	18.858523%	-0.378418%	18.480105%	0.02682163%	\$ 7,705.85
497920	MARTIN 1-23 & 2-23(SOLD)	3509321134	23	023N	012W	MAJOR	SCOGGINS PRODUCTION LLC	12.500000%	0.000000%	12.500000%	0.01723695%	\$ 4,952.17
803360	MARVIN #1-20	3507320807	19	018N	008W	KINGFISHER	CONTINENTAL RESOURCES INC	Not Available	None Known	Not Available	0.03054788%	\$ 8,776.41
396230	MARVIN 1-19(SOLD)	3507320807	19	018N	008W	KINGFISHER	G A W OIL COMPANY LLC	12.500000%	0.000000%	12.500000%	0.00012617%	\$ 36.25
815250	MARY 1-18H	3505123898	7	066N	007W	GRADY	UNIT PETROLEUM COMPANY	19.478110%	0.000000%	19.478110%	0.04023137%	\$ 11,558.47
207055	MARY 1-6H	3512123946	6	005N	016E	PITTSBURG	CONTINENTAL RESOURCES INC	19.939889%	-0.019587%	19.920302%	0.03397103%	\$ 9,759.88
202450	MARY BUTLER 1-2	3504724341	2	023N	007W	GARFIELD	CONTINENTAL RESOURCES INC	12.500000%	0.000000%	12.500000%	0.03028674%	\$ 8,701.38
810660	MARY ELLEN 1-22	3509323646	22	021N	010W	MAJOR	CONTINENTAL RESOURCES INC	12.890625%	-0.390625%	12.500000%	0.16904998%	\$ 48,568.06
801250	MARY HELEN #1-17						CONTINENTAL RESOURCES INC	Not Available	None Known	Not Available	0.04676430%	\$ 13,435.38
805485	MARY LILLIE 35-1	3501122950	35	016N	012W	BLAINE	COMANCHE EXPLORATION CO LLC	Not Available	None Known	Not Available	0.03410829%	\$ 9,799.31
930312	MASSON 2-26	3509323821	26	021N	010W	MAJOR	CONTINENTAL RESOURCES INC	18.678228%	-1.123048%	17.555180%	0.07359805%	\$ 21,661.86
801750	MASSEY #1-12						CONTINENTAL RESOURCES INC	Not Available	None Known	Not Available	0.00169727%	\$ 487.62
940260	MASSEY 1-19(PLOGGED)	3507324333	19	015N	009W	KINGFISHER	CONTINENTAL RESOURCES INC	15.082280%	-0.515440%	14.566840%	0.07580687%	\$ 21,779.31
574830	MATHESON 1-32(SOLD)	3508321110	32	018N	004W	LOGAN	R & B TRUCKING	12.500000%	-2.603931%	12.239609%	0.02913562%	\$ 8,370.66
802210	MATHIS-GRIFFITH 1-13(SOLD)	3501521998	13	009N	012W	CADDO	CIMAREX ENERGY CO OF COLORADO	18.750000%	-5.625000%	13.125000%	0.01840055%	\$ 5,286.48
801470	MATU 1-17(SOLD)	3501121938	17	016N	011W	BLAINE	RANGE PRODUCTION COMPANY	16.896076%	0.000000%	16.896076%	0.01252479%	\$ 3,598.37
202020	MATU 3-17	3501122988	17	016N	011W	BLAINE	CONTINENTAL RESOURCES INC	18.750000%	0.000000%	18.750000%	0.10768324%	\$ 30,937.39
930660	MATU A 1-32	3501120359	32	017N	011W	BLAINE	CONTINENTAL RESOURCES INC	19.120020%	-2.539060%	16.580960%	0.01658872%	\$ 4,765.94
213952	MATU BROTHERS 2-24-13XH	3504323411	24	016N	014W	DEWEY	CONTINENTAL RESOURCES INC	19.262445%	-3.36257%	15.926188%	0.01658872%	\$ 4,765.94
810111	MATTHEW #2-23	35011926076	27	003S	003W	CARTER	CONTINENTAL RESOURCES INC	Not Available	None Known	Not Available	0.00457798%	\$ 1,315.25
213108	MAULDIN 1-27-22XH						CONTINENTAL RESOURCES INC	18.430847%	-1.054885%	18.375962%	0.03012108%	\$ 8,653.79
805300	MAXWELL #1-10						CONTINENTAL RESOURCES INC	Not Available	None Known	Not Available	0.00063588%	\$ 182.69
805450	MAXWELL #2-10						CONTINENTAL RESOURCES INC	Not Available	None Known	Not Available	0.00390378%	\$ 1,121.56
490140	MAXWELL 1-4, SOUTHEAST(SOLD)	3507321640	4	017N	008W	KINGFISHER	RA-JAC LLC	12.500000%	0.000000%	12.500000%	0.00058463%	\$ 167.96
805495	MCBEE 2-1	3501122963	2	015N	012W	BLAINE	COMANCHE EXPLORATION CO LLC	Not Available	None Known	Not Available	0.01299664%	\$ 3,733.93
213744	MCBRIDE 1-26-23XH	3505123869	26	006N	005W	GRADY	CONTINENTAL RESOURCES INC	19.560664%	-0.784234%	18.781830%	0.00872902%	\$ 2,507.85
805020	MCCALL #2-3, #2-17						CONTINENTAL RESOURCES INC	Not Available	None Known	Not Available	0.04645276%	\$ 13,345.88
208360	MCCALL #3-6-#3-21, #3-22	3505123483	11	007N	006W	GRADY	CONTINENTAL RESOURCES INC	18.835156%	-0.068750%	18.766406%	0.03264836%	\$ 9,379.87
805580	MCCARTHY 1-10						CONTINENTAL RESOURCES INC	Not Available	None Known	Not Available	0.00047760%	\$ 137.21
814618	MCCLEAIN 1H-7X	3505123891	7	007N	005W	GRADY	NEWFIELD EXPLORATION	18.499398%	0.000000%	18.499398%	0.001334005%	\$ 385.00
615060	MCCOMAS 1-25	3505120712	25	010N	008W	GRADY	CONTINENTAL RESOURCES INC	14.611730%	-0.824480%	13.787250%	0.14639044%	\$ 42,057.97
810122	MCCULLY #1						CONTINENTAL RESOURCES INC	Not Available	None Known	Not Available	0.00310669%	\$ 892.55
810123	MCCULLY #1-32						CONTINENTAL RESOURCES INC	Not Available	None Known	Not Available	0.00442933%	\$ 1,272.55
810124	MCDANIEL 15, JOHN						CONTINENTAL RESOURCES INC	Not Available	None Known	Not Available	0.00549383%	\$ 1,578.38
811285	MCDANIEL #1						CONTINENTAL RESOURCES INC	Not Available	None Known	Not Available	0.01276563%	\$ 3,667.57
810895	MCDANIEL, JOHN #2						CONTINENTAL RESOURCES INC	Not Available	None Known	Not Available	0.0008075%	\$ 23.20
810670	MCDANIEL, JOHN #4						CONTINENTAL RESOURCES INC	Not Available	None Known	Not Available	0.00407543%	\$ 1,351.87
210057	MCDONALD 1-13H	3504323216	13	017N	016W	DEWEY	CONTINENTAL RESOURCES INC	19.091797%	-1.171875%	17.919922%	0.10788930%	\$ 30,996.60
282730	MCDONALD, GERTRUDE N. UNIT 2	3504721029	19	021N	007W	GARFIELD	CONTINENTAL RESOURCES INC	13.086808%	-1.142856%	11.943224%	0.04067285%	\$ 11,685.31

Exhibit 5

Strack v Continental Resources Inc.
Report of the Allocation of the Net Sub-Class 1 Settlement to the Class Well Level
(Sorted by Well)

Gross Sub-Class 1 Payment \$ 49,800,000.00
Less Attorneys' Fees \$ (19,920,000.00)
Less Class Rep Award \$ (400,000.00)
Less Lit & Admin Expenses \$ (750,000.00)
Less GPT \$ -
Net Sub-Class 1 Settlement Payment for Allocation to the Well Level (and Payment to Sub-Class 1 Members) \$ 28,730,000.00

*Note: the total royalty burden and applicable excluded and opt-out royalty burdens were obtained from information provided by Continental. If these burdens were not available, it is noted in the Total Royalty Burden column above.

CLR WELL NO.	Well Name	API NO. if available	SEC	TWN	RANGE	COUNTY	Operator	Total Royalty Burden if provided*	Identified Excluded and Opt-Out Royalty Burden*	Calculated Sub-Class 1 Royalty Burden to be Used in Allocation to Each Class Member in the Well*	Percentage of Net Sub-Class 1 Settlement Allocated to Each Sub-Class 1 Well for Distribution to Class Members	Net Sub-Class 1 Amount Allocated to Each Sub-Class 1 Well for Further Allocation & Distribution to the Class Members in the Well
495910	MCDOWELL 1	3500320469	11	023N	012W	ALFAIFA	CONTINENTAL RESOURCES INC	18.750000%	-0.669642%	18.080358%	0.00002507%	7.20
209064	MCEVOY 1-2-35XH	3505123720	2	007N	006W	GRADY	CONTINENTAL RESOURCES INC	18.945546%	-0.038857%	18.906689%	0.03847791%	11,054.70
805305	MCREE 1-30						CONTINENTAL RESOURCES INC	Not Available	None Known	Not Available	0.00192808%	553.94
805310	MCREE 1-30						CONTINENTAL RESOURCES INC	Not Available	None Known	Not Available	0.00476015%	1,367.59
206537	MCGETRICK 1-4						CONTINENTAL RESOURCES INC	Not Available	None Known	Not Available	0.00894831%	2,570.85
950050	MCREE 1-27(SOLD)	3512121884	27	008N	018E	PITTSBURG	CANAAN RESOURCES X LLC	16.131070%	0.000000%	16.131070%	0.02367669%	6,802.31
429900	MCREE 1-6	3509320483	6	021N	013W	MAJOR	CONTINENTAL RESOURCES INC	12.500000%	0.000000%	12.500000%	0.05458078%	15,681.06
727590	MCREE 2-6	3509322443	6	021N	013W	MAJOR	CONTINENTAL RESOURCES INC	12.500000%	0.000000%	12.500000%	0.05125117%	14,724.46
206565	MCREE 3-6	3509324538	6	021N	013W	MAJOR	CONTINENTAL RESOURCES INC	12.500000%	0.000000%	12.500000%	0.02548740%	7,322.53
704130	MCMEKEN 1-36	3507323229	36	019N	009W	KINGFISHER	WHEATLAND OIL COMPANY	16.145840%	-8.750000%	7.395834%	0.02288207%	6,574.02
372160	MCWILLIAM 1-36(SOLD)	3504720252	36	023N	007W	GARFIELD	HEARTLAND PUMPING	12.500000%	0.000000%	12.500000%	0.04166861%	11,976.62
207123	MCWHORTER 1-3H	3506324038	3	005N	010E	HUGHES	CONTINENTAL RESOURCES INC	19.306730%	-0.31101%	18.995629%	0.10518604%	30,219.95
213039	MEADORS 1-28H	3505123703	28	008N	007W	GRADY	CONTINENTAL RESOURCES INC	17.917927%	-8.619011%	17.098916%	0.06037209%	17,344.90
810113	MEIERS 32-#1	3507320544	14	019N	008W	KINGFISHER	L C B RESOURCES LLC	12.500000%	0.000000%	12.500000%	0.0018847%	54.15
800013	MERCER #20-3 (CLARK)(SOLD)						CONTINENTAL RESOURCES INC	Not Available	None Known	Not Available	0.00315349%	906.00
800086	MERCER 20-1(SOLD)	3507323122	20	017N	008W	KINGFISHER	CONTINENTAL RESOURCES INC	Not Available	None Known	Not Available	0.0064626%	185.67
805315	MERCER-HALLMARK UNIT(SOLD)	3504320027	10	018N	018W	DEWEY	CHESAPEAKE OPERATING INC	12.500000%	0.000000%	12.500000%	0.02494048%	7,165.40
827250	MERWETHER 2-5	3501521637	5	011N	012W	CADDO	CHESAPEAKE OPERATING INC	12.500000%	-0.046120%	12.500000%	0.00401474%	1,153.43
804130	MERL #1-17						CONTINENTAL RESOURCES INC	18.750000%	0.000000%	18.750000%	0.01069023%	3,071.30
203080	MESSMAN 1	3507320562	26	019N	005W	KINGFISHER	CONTINENTAL RESOURCES INC	Not Available	None Known	Not Available	0.15711938%	451,140.40
437780	METZLER 1-19	3504720220	10	023N	007W	GARFIELD	HUMPHRIES CARL INC	12.500000%	0.000000%	12.500000%	0.00037054%	106.46
606661	MEYER 1-23	3509320532	19	020N	010W	MAJOR	CONTINENTAL RESOURCES INC	-0.130210%	0.000000%	12.500000%	0.00808835%	2,326.65
238120	MEYER 1-34 (PLUGGED)	3501722159	23	012N	007W	CANADIAN	CONTINENTAL RESOURCES INC	16.359050%	-0.024420%	16.334630%	0.06769773%	19,449.56
206656	MEYER 2-23	3507323812	34	015N	007W	KINGFISHER	CONTINENTAL RESOURCES INC	25.000000%	0.000000%	25.000000%	0.00554368%	1,592.70
206682	MEYER TRUST 1-13H	3501723947	13	012N	007W	CANADIAN	CONTINENTAL RESOURCES INC	17.277018%	-0.024420%	17.252598%	0.03077271%	8,841.00
551860	MEYER UNIT 1-32	3506323849	32	004N	009E	HUGHES	CONTINENTAL RESOURCES INC	18.750000%	-1.464844%	17.285156%	0.23668661%	68,000.64
278230	MILLER 1-2 3-36 (PLUGGED)	3501520718	32	010N	009W	CADDO	CONTINENTAL RESOURCES INC	14.879350%	-1.148450%	13.730900%	0.13520173%	38,843.46
278231	MILLER 1-2 3-36 (PLUGGED)	3504720109	36	021N	008W	GARFIELD	CONTINENTAL RESOURCES INC	14.062500%	-4.340277%	9.722223%	0.02762524%	7,936.73
688140	MILKES 2-1(SOLD)	#	2	016N	005W	KINGFISHER	CONTINENTAL RESOURCES INC	14.062500%	-2.256947%	11.805553%	0.00186888%	536.93
278240	MILACEK 1 & 2	#	2	016N	005W	KINGFISHER	M AND V RESOURCES INC	18.750000%	0.000000%	18.750000%	0.0180029%	5,194.47
282765	MILACEK, JERRY 1	3504720081	36	021N	007W	GARFIELD	CONTINENTAL RESOURCES INC	12.500000%	0.000000%	12.500000%	0.03984914%	11,448.66
282760	MILACEK, JERRY 1 & 2	3504730119	23	021N	007W	GARFIELD	CONTINENTAL RESOURCES INC	12.500000%	0.000000%	12.500000%	0.00247018%	709.68
466040	MILBRED 1-28 (PLUGGED)	#	#	#	#	GARFIELD	CONTINENTAL RESOURCES INC	12.500000%	0.000000%	12.500000%	0.06216894%	17,861.14
950010	MILLER 1-11(SOLD)	3500320318	28	024N	012W	ALFAIFA	CONTINENTAL RESOURCES INC	12.500000%	0.000000%	12.500000%	0.05186284%	14,900.19
800173	MILLER 1-9 (SOLD)	3512120992	11	007N	016E	PITTSBURG	CONTINENTAL RESOURCES INC	18.750000%	0.000000%	18.750000%	0.01207489%	3,468.97
810114	MILLER, BOYD #1-22	3509320493	9	020N	010W	MAJOR	BRG PETROLEUM, INC.	13.797360%	0.000000%	13.797360%	0.00047631%	136.84
210873	MILLS 1-21H	3505123588	21	007N	005W	GRADY	CONTINENTAL RESOURCES INC	18.438523%	-0.337892%	18.100631%	0.00319871%	918.99
810790	MILTON #1-25						CONTINENTAL RESOURCES INC	Not Available	None Known	Not Available	0.06088271%	17,491.60
950110	MITCHELL 1-2(SOLD)	3506121079	2	008N	018E	HASKELL	SEDNA ENERGY LLC	9.845980%	0.000000%	9.845980%	0.01713986%	1,947.92
800640	MITCHELL 3-19	3504722413	19	022N	006W	GARFIELD	CONTINENTAL RESOURCES INC	Not Available	None Known	Not Available	0.00872771%	2,507.47
433480	MONSEES 1-6 (PLUGGED)	3509320509	6	020N	009W	MAJOR	CONTINENTAL RESOURCES INC	12.500000%	0.000000%	12.500000%	0.11381334%	32,698.57
802950	MOORE #1-20(SOLD)						CONTINENTAL RESOURCES INC	Not Available	None Known	Not Available	0.00077138%	221.62
801670	MOORE #2-20(SOLD)						CONTINENTAL RESOURCES INC	Not Available	None Known	Not Available	0.00063217%	181.62
811295	MOORE 1-26						CONTINENTAL RESOURCES INC	Not Available	None Known	Not Available	0.00086534%	249.47
810115	MORAWSKI, J. #A-1						CONTINENTAL RESOURCES INC	Not Available	None Known	Not Available	0.00073733%	211.84
810116	MORAWSKI, J. #B-1						CONTINENTAL RESOURCES INC	Not Available	None Known	Not Available	0.00223811%	643.01
207054	MORGAN 1-17H	3506323947	17	006N	010E	HUGHES	CONTINENTAL RESOURCES INC	19.170667%	-0.146484%	19.024183%	0.01346583%	3,868.73

Exhibit 5

Strack v Continental Resources Inc.
Report of the Allocation of the Net Sub-Class 1 Settlement to the Class Well Level
(Sorted by Well)

Gross Sub-Class 1 Payment \$ 49,800,000.00
Less Attorneys' Fees \$ (19,920,000.00)
Less Class Rep Award \$ (400,000.00)
Less Lit & Admin Expenses \$ (750,000.00)
Less GPT \$ -
Net Sub-Class 1 Settlement Payment for Allocation to the Well Level (and Payment to Sub-Class 1 Members) \$ 28,730,000.00

*Note: the total royalty burden and applicable excluded and opt-out royalty burdens were obtained from information provided by Continental. If these burdens were not available, it is noted in the Total Royalty Burden column above.

CLR WELL NO.	Well Name	API NO. if available	SEC	TWN	RANGE	COUNTY	Operator	Total Royalty Burden if provided*	Identified Excluded and Opt-Out Royalty Burden*	Calculated Sub-Class 1 Royalty Burden to be Used in Allocation to Each Class Member in the Well*	Percentage of Net Sub-Class 1 Settlement Allocated to Each Sub-Class 1 Well for Distribution to Class Members	Net Sub-Class 1 Amount Allocated to Each Sub-Class 1 Well for Further Allocation & Distribution to the Class Members in the Well
942270	MORRIS 1-9(SOLD)	3515135282	9	024N	015W	WOODS	LATIGO OIL AND GAS INC	12.500000%	0.000000%	12.500000%	0.00509646%	1,464.21
210016	MORRIS 2-26H						CONTINENTAL RESOURCES INC	Not Available	None Known	Not Available	0.00070938%	203.80
210017	MORRIS 3-26H						CONTINENTAL RESOURCES INC	Not Available	None Known	Not Available	0.00161461%	463.88
800500	MORRISON #1-18(SOLD)							Not Available	None Known	Not Available	0.00017174%	49.34
490120	MORROW 1-27 (PLUGGED)							12.500000%	0.000000%	12.500000%	0.00829693%	2,383.71
805035	MORROW F.G. #1	3507321679	27	017N	006W	KINGFISHER	CONTINENTAL RESOURCES INC	Not Available	None Known	Not Available	0.00091785%	263.70
810710	MOSBURG, OSCAR #1-27						CONTINENTAL RESOURCES INC	Not Available	None Known	Not Available	0.00502668%	1,444.17
210842	MOSELEY 1-5H	3501123417	5	015N	011W	BLAINE	CONTINENTAL RESOURCES INC	20.232418%	-3.489878%	16.590654%	0.00563473%	1,618.86
900500	MOSIER FARM UNIT	3507324178	10	019N	008W	KINGFISHER	CONTINENTAL RESOURCES INC	16.590654%	-3.489878%	13.100776%	0.39266848%	1,128.13
634630	MOSS 1-33(PLUGGED)	3503920328	33	014N	015W	CUSTER	CONTINENTAL RESOURCES INC	14.062500%	0.000000%	14.062500%	0.02352288%	675.82
547330	MOIT 1-29(PLUGGED)	3508320914	29	019N	003W	LOGAN	WHEATLAND OIL COMPANY	12.500000%	0.000000%	12.500000%	0.00156419%	449.39
207071	MOWDY 1-27H							Not Available	None Known	Not Available	0.00095773%	275.16
575830	MUEGENBORG 1-5(SOLD)	3507322194	5	015N	006W	KINGFISHER	NBI SERVICES INC	21.474700%	-3.200750%	18.273950%	0.01723572%	4,951.82
850013	MUNGER 1-6	3504723868	6	022N	006W	GARFIELD	CONTINENTAL RESOURCES INC	19.060750%	-0.053750%	19.007000%	0.21798472%	62,627.01
641940	MUNKRES 1-18(P LUGGED)	3509321894	18	021N	009W	MAJOR	CONTINENTAL RESOURCES INC	17.708300%	0.000000%	17.708300%	0.00014234%	40.89
810118	MUNKRES 2-11 (PLUGGED)	3509321253	11	020N	009W	MAJOR	CONTINENTAL RESOURCES INC	12.500000%	0.000000%	12.500000%	0.00158809%	456.26
811740	MURDOCK 1-9							Not Available	None Known	Not Available	0.00374084%	1,074.74
800099	MURPHY 2-A	3507322086	2	015N	009W	KINGFISHER	CONTINENTAL RESOURCES INC	Not Available	None Known	Not Available	0.00290712%	835.22
377980	MURRAY 1-18	3504920456	18	003N	001W	GARVIN	CONTINENTAL RESOURCES INC	12.500000%	0.000000%	12.500000%	0.00004457%	12.81
210318	MURRAY TRUST 2-18	3504920456	18	003N	001W	GARVIN	CONTINENTAL RESOURCES INC	12.500000%	0.000000%	12.500000%	0.03025859%	8,693.29
810119	MUSICK #1 (PLUGGED)	3504924793	18	003N	001W	GARVIN	CONTINENTAL RESOURCES INC	Not Available	None Known	Not Available	0.00111655%	320.78
810120	MUSICK #2							Not Available	None Known	Not Available	0.00250423%	719.47
597450	MUSSELMAN 1-4	3501121014	14	016N	010W	BLAINE	CONTINENTAL RESOURCES INC	12.500000%	0.000000%	12.500000%	0.04992246%	14,342.72
385250	MYERS 1-19(SOLD)	3507320446	19	018N	007W	KINGFISHER	ENERVEST OPERATING LLC	12.500000%	0.000000%	12.500000%	0.02975601%	8,548.58
980270	MYERS 1-3 (SOLD)	3512122193	3	007N	016E	PITTSBURG	CANAAN RESOURCES X LLC	18.665803%	0.000000%	18.665803%	0.00861236%	2,474.33
496650	MYERS 1-31	3500320419	31	024N	012W	ALFAFA	CONTINENTAL RESOURCES INC	12.500000%	0.000000%	12.500000%	0.11739705%	33,728.17
385251	MYERS 2-19(SOLD)	3507321939	19	018N	007W	KINGFISHER	ENERVEST OPERATING LLC	12.500000%	0.000000%	12.500000%	0.00418697%	1,202.92
900400	MYRTLE 1-23(PLUGGED)	3501122473	23	019N	010W	BLAINE	CONTINENTAL RESOURCES INC	18.710960%	-0.937500%	17.773460%	0.13633463%	39,168.94
491980	MYRTLE 1-5(SOLD)	3507321695	5	017N	009W	KINGFISHER	BRAMMER SUPPLY INC	12.500000%	0.000000%	12.500000%	0.00032420%	93.14
10000004	N.A. WILCOX						CONTINENTAL RESOURCES INC	Not Available	None Known	Not Available	0.00023520%	67.57
802430	NADEN HOWARD 1-1	3505121111	1	007N	006W	GRADY	TE-RAY RESOURCES INC	Not Available	None Known	Not Available	0.00126981%	364.82
800160	NANCY #1-29(SOLD)						CONTINENTAL RESOURCES INC	Not Available	None Known	Not Available	0.00310097%	890.91
970240	NANCY 1-10(SOLD)	3512122031	10	007N	016E	PITTSBURG	CANAAN RESOURCES X LLC	18.554692%	0.000000%	18.554692%	0.00758233%	2,178.40
492150	NANCY 1-12	3500320466	12	023N	012W	ALFAFA	CONTINENTAL RESOURCES INC	12.500000%	0.000000%	12.500000%	0.05329735%	15,312.33
214258	NANCY 11-28H	3505123808	28	007N	006W	GRADY	CONTINENTAL RESOURCES INC	19.014119%	-0.825875%	18.188244%	0.04194021%	12,049.42
979030	NAOMI 2-19 (SOLD)	3513323712	19	009N	007E	SEMINOLE	CONTINENTAL RESOURCES INC	16.483658%	0.000000%	16.483658%	0.00558172%	1,603.63
210444	NASH 1-5H	3501123449	5	015N	012W	BLAINE	CONTINENTAL RESOURCES INC	19.059684%	-0.042839%	19.016845%	0.06774378%	19,462.79
970350	NAULT 1-32	3501122762	32	017N	011W	BLAINE	CONTINENTAL RESOURCES INC	18.973538%	-2.392578%	16.580960%	0.60473977%	173,741.74
210330	NEAL 1-15H	3501123379	15	014N	013W	BLAINE	CONTINENTAL RESOURCES INC	19.441731%	0.000000%	19.441731%	0.13481935%	38,733.60
843710	NEAL 1-19(PLUGGED)	3500722623	19	001N	026E	BEAVER	CONTINENTAL RESOURCES INC	18.362250%	0.000000%	18.362250%	0.00066730%	19.34
970220	NEBALEK 1-35(SOLD)	3512122038	35	008N	016E	PITTSBURG	CANAAN RESOURCES X LLC	19.627504%	-0.365627%	19.261877%	0.00686745%	1,973.02
575160	NELLE 1-21(SOLD)	3507322136	21	017N	007W	KINGFISHER	NBI SERVICES INC	22.657290%	-3.200750%	19.456540%	0.01686602%	4,845.61
805040	NELLIE #1-9						CONTINENTAL RESOURCES INC	Not Available	None Known	Not Available	0.00981035%	2,818.51
805045	NELLIE #2-9						CONTINENTAL RESOURCES INC	Not Available	None Known	Not Available	0.01877078%	5,392.85
805050	NELLIE #3-9						CONTINENTAL RESOURCES INC	Not Available	None Known	Not Available	0.01537661%	4,417.70
805055	NELLIE #4-9						CONTINENTAL RESOURCES INC	Not Available	None Known	Not Available	0.01196812%	3,438.44
930250	NELLIE 1-22	3509320809	22	021N	009W	MAJOR	CONTINENTAL RESOURCES INC	12.792990%	0.000000%	12.792990%	0.08643298%	24,832.19
458010	NELLIE 1-22 (SEE 930250)	#	22	021N	009W	MAJOR	CONTINENTAL RESOURCES INC	12.500000%	0.000000%	12.500000%	0.00021610%	62.09
213133	NELSON 1-22-15XH	3505123761	22	008N	007W	GRADY	CONTINENTAL RESOURCES INC	19.076049%	-0.005578%	19.070471%	0.02594066%	7,452.75

Exhibit 5

Strack v Continental Resources Inc.
Report of the Allocation of the Net Sub-Class 1 Settlement to the Class Well Level
(Sorted by Well)

Gross Sub-Class 1 Payment \$ 49,800,000.00
Less Attorneys' Fees \$ (19,920,000.00)
Less Class Rep Award \$ (400,000.00)
Less Lit & Admin Expenses \$ (750,000.00)
Less GPT \$ -
Net Sub-Class 1 Settlement \$ 28,730,000.00

*Note: the total royalty burden and applicable excluded and opt-out royalty burdens were obtained from information provided by Continental. If these burdens were not available, it is noted in the Total Royalty Burden column above.

CLR WELL NO.	Well Name	API NO. if available	SEC	TWN	RANGE	COUNTY	Operator	Total Royalty Burden if provided*	Identified Excluded and Opt-Out Royalty Burden*	Calculated Sub-Class 1 Royalty Burden to be Used in Allocation to Each Class Member in the Well*	Percentage of Net Sub-Class 1 Settlement Allocated to Each Sub-Class 1 Well for Distribution to Class Members	Net Sub-Class 1 Amount Allocated to Each Sub-Class 1 Well for Further Allocation & Distribution to the Class Members in the Well
206526	NELSON 1-31H	3506323879	31	004N	010E	HUGHES	CONTINENTAL RESOURCES INC	18.164322%	-15.751040%	2.413282%	0.02053512%	5,899.74
811250	NEMIRE RED FORK						CONTINENTAL RESOURCES INC	Not Available	None Known	Not Available	0.00876095%	2,517.02
940720	NEWALLA STATE 2-16(PLUGGED)	3510921762	16	011N	001E	OKLAHOMA	CONTINENTAL RESOURCES INC	18.750000%	-9.375000%	9.375000%	0.00168730%	484.76
808820	NEWBERN NO. 1(SOLD)	3508700272	11	005N	004W	MCCLAIN	CONTINENTAL RESOURCES INC	12.812500%	-0.625000%	12.187500%	0.0005508%	15.83
693320	NEWMAN-COWAN 1-9(SOLD)	3509322089	9	022N	010W	MAJOR	MARUIN OIL CORPORATION	18.750000%	0.000000%	18.750000%	0.00022852%	65.65
212260	NEWY 1-24H	3505123655	24	003N	005W	GRADY	CONTINENTAL RESOURCES INC	19.015185%	-0.037370%	18.977815%	0.21889129%	62,887.47
801030	NICKEL 1-13(PLUGGED)	3509321835	13	021N	013W	MAJOR	CONTINENTAL RESOURCES INC	12.500000%	0.000000%	12.500000%	0.09935763%	28,545.45
210684	NIGHTINGALE 1-16H	3505123634	16	006N	005W	GRADY	CONTINENTAL RESOURCES INC	18.549585%	-1.317545%	17.232040%	0.04071745%	11,698.12
206515	NIGHTINGALE 1-14	3509324524	14	020N	011W	MAJOR	CONTINENTAL RESOURCES INC	14.462810%	-2.814510%	11.648300%	0.04155245%	11,998.02
202370	NINE MILE CANYON 1-2	3504724333	2	023N	007W	GARFIELD	CONTINENTAL RESOURCES INC	12.500000%	0.000000%	12.500000%	0.02781996%	7,992.67
562930	NIXON, EDNA 1-2	3507322059	2	019N	008W	KINGFISHER	CONTINENTAL RESOURCES INC	12.500000%	0.000000%	12.500000%	0.04421359%	12,702.56
805065	NOBLE, JAMES #1-4						CONTINENTAL RESOURCES INC	Not Available	None Known	Not Available	0.01552706%	4,460.92
805070	NOBLE, JAMES #2-4						CONTINENTAL RESOURCES INC	Not Available	None Known	Not Available	0.01561673%	4,486.69
805075	NOBLE, JAMES #3-4						CONTINENTAL RESOURCES INC	Not Available	None Known	Not Available	0.01601342%	4,600.66
920240	NOBLE, SUSAN #3-13(SOLD)						CONTINENTAL RESOURCES INC	Not Available	None Known	Not Available	0.00064952%	186.61
586270	NOBLE, SUSAN 2-13(SOLD)	3515120590	13	029N	018W	WOODS	ENDEAVOR ENERGY RESOURCES LP	12.500000%	0.000000%	12.500000%	0.00052062%	149.57
800330	NOBLE-FEDERAL #1-1(SOLD)						CONTINENTAL RESOURCES INC	Not Available	None Known	Not Available	0.02220523%	633.56
805060	NOBLE-THOMPSON #1-9						CONTINENTAL RESOURCES INC	Not Available	None Known	Not Available	0.01310792%	3,765.91
950150	NOLON 1-14(SOLD)	3506121121	14	008N	018E	HASKELL	CANAAN RESOURCES X LLC	17.267837%	0.000000%	17.267837%	0.01198974%	3,444.65
801810	NORMA #1(SOLD)							Not Available	None Known	Not Available	0.00005677%	16.31
809070	NORMA #1-2 (SOLD)							Not Available	None Known	Not Available	0.00040457%	116.23
800112	NORTON 1-2							Not Available	None Known	Not Available	0.04337782%	12,462.45
802480	NOVOTNY 1-15	3500320508	2	024N	011W	ALFAFA	CONTINENTAL RESOURCES INC	Not Available	None Known	Not Available	0.00211826%	608.58
212011	NUNN 1-32H	3505123592	32	007N	006W	GRADY	KAISER-FRANCIS OIL COMPANY	18.877770%	0.000000%	18.877770%	0.06841059%	19,654.36
210670	OAKES 1-30H	3504323223	30	017N	015W	DEWEY	CONTINENTAL RESOURCES INC	18.750000%	-1.524567%	17.225433%	0.10507605%	30,188.35
210474	OAKLEY 1-5	3504323244	5	017N	016W	DEWEY	CONTINENTAL RESOURCES INC	19.131058%	0.000000%	19.131058%	0.03064593%	8,804.57
201110	O'BRIEN 1-16	3501122925	16	017N	012W	BLAINE	CONTINENTAL RESOURCES INC	18.750000%	-14.843750%	3.906250%	0.00277924%	798.47
212658	OCEANA 1-17-8XH	3513727209	17	001N	005W	STEPHENS	CONTINENTAL RESOURCES INC	19.148251%	-0.835137%	18.313114%	0.13190320%	37,895.79
206414	OCTA 1-27	3501123179	27	017N	012W	BLAINE	CONTINENTAL RESOURCES INC	16.370747%	0.000000%	16.370747%	0.23965484%	68,852.87
803520	ODELL #1-17(PLUGGED)	3505123739	9	007N	006W	GRADY	CONTINENTAL RESOURCES INC	Not Available	None Known	Not Available	0.02501175%	7,185.88
212012	ODOM 1-4-33XH						CONTINENTAL RESOURCES INC	18.064100%	-1.155903%	16.908197%	0.02603705%	7,480.45
430270	OGLE A #1-13	3507320863	13	017N	009W	KINGFISHER	BLAIR OIL COMPANY	Not Available	None Known	Not Available	0.02009897%	5,774.44
810560	OKIE UNIT #13-13						CONTINENTAL RESOURCES INC	Not Available	None Known	Not Available	0.00022829%	65.59
204240	OKLAHOMA A 1-11(SOLD)	3501123114	20	017N	012W	BLAINE	CONTINENTAL RESOURCES INC	Not Available	None Known	Not Available	0.0281571%	808.95
812565	OLD CROW 1-5H	3503922388	5	015N	014W	CUSTER	CONTINENTAL RESOURCES INC	18.750000%	-0.073242%	18.676758%	0.09268425%	26,628.18
426120	OLIVER 1-36	3509320338	36	021N	009W	MAJOR	DEVON ENERGY PRODUCTION CO LP	9.487888%	0.000000%	9.487888%	0.00010995%	31.59
210492	OLSON 1-22H	3505123615	22	004N	005W	GRADY	CONTINENTAL RESOURCES INC	20.779586%	-0.653404%	20.126182%	0.09507218%	27,314.24
214273	OMER 1-17H	3504925028	17	003N	004W	GARVIN	CONTINENTAL RESOURCES INC	18.289395%	0.000000%	18.289395%	0.03370823%	9,684.37
549060	O'NEILL 1 & 2-13(SOLD)	3508321655	13	019N	004W	LOGAN	TILLEY OIL & GAS INC	12.500000%	0.000000%	12.500000%	0.04254237%	12,222.42
575800	O'NEILL 1-11(SOLD)	3508300300	11	019N	004W	LOGAN	QUAD J OIL & GAS LLC	12.500000%	0.000000%	12.500000%	0.00166324%	477.85
627590	OPDENHOFF, RAY 1-36(SOLD)	3501121480	36	016N	010W	BLAINE	SABRE OPERATING INC	12.500000%	0.000000%	12.500000%	0.02771767%	7,963.29
641310	OPPEL, FRED JR. 1-30(SOLD)	3507322689	30	016N	009W	KINGFISHER	FELIX ENERGY LLC	12.500000%	0.000000%	12.500000%	0.02616975%	7,518.57
421800	OSBORNE 1-25	3509320323	25	021N	009W	MAJOR	CONTINENTAL RESOURCES INC	12.500000%	-0.454920%	12.045080%	0.02080457%	5,977.15
458020	OSCAR 1-27 (PLUGGED)	3509320811	27	021N	009W	MAJOR	CONTINENTAL RESOURCES INC	12.500000%	0.000000%	12.500000%	0.01734927%	4,984.44
375455	OSWALD 1-11	3507320744	11	019N	007W	KINGFISHER	CONTINENTAL RESOURCES INC	18.417970%	0.000000%	18.417970%	0.0622637%	1,788.84
375450	OSWALD 1-11 & 2-11	#	#	#	#	KINGFISHER	CONTINENTAL RESOURCES INC	18.417970%	0.000000%	18.417970%	0.08312837%	23,882.78
375456	OSWALD 2-11	3507320768	11	019N	007W	KINGFISHER	CONTINENTAL RESOURCES INC	18.417970%	0.000000%	18.417970%	0.00536057%	1,540.09

Exhibit 5

Strack v Continental Resources Inc.
Report of the Allocation of the Net Sub-Class 1 Settlement to the Class Well Level
(Sorted by Well)

Gross Sub-Class 1 Payment \$ 49,800,000.00
Less Attorneys' Fees \$ (19,920,000.00)
Less Class Rep Award \$ (400,000.00)
Less Lit & Admin Expenses \$ (750,000.00)
Less GPT \$ -
Net Sub-Class 1 Settlement Payment for Allocation to the Well Level (and Payment to Sub-Class 1 Members) \$ 28,730,000.00

*Note: the total royalty burden and applicable excluded and opt-out royalty burdens were obtained from information provided by Continental. If these burdens were not available, it is noted in the Total Royalty Burden column above.

CLR WELL NO.	Well Name	API NO. if available	SEC	TWN	RANGE	COUNTY	Operator	Total Royalty Burden if provided*	Identified Excluded and Opt-Out Royalty Burden*	Calculated Sub-Class 1 Royalty Burden to be Used in Allocation to Each Class Member in the Well*	Percentage of Net Sub-Class 1 Settlement Allocated to Each Sub-Class 1 Well for Distribution to Class Members	Net Sub-Class 1 Amount Allocated to Each Sub-Class 1 Well for Further Allocation & Distribution to the Class Members in the Well
477220	OUTHIER-SPRINGER 1(SOLD 12/1/94)	3500320251	6	024N	011W	ALFALFA	CONTINENTAL RESOURCES INC	12.499900%	-12.499900%	0.000000%	0.000000%	-
667440	OVEN 1-36	3504722548	36	023N	004W	GARFIELD	CONTINENTAL RESOURCES INC	19.636590%	0.000000%	19.636590%	0.07224379%	\$ 20,755.64
585070	OVEN, HELEN 1-7	3504721784	7	023N	006W	GARFIELD	CONTINENTAL RESOURCES INC	12.500000%	0.000000%	12.500000%	0.04578377%	\$ 13,153.68
403490	OXLEY 1 (PLUGGED)	3509320208	2	020N	011W	MAJOR	CONTINENTAL RESOURCES INC	12.500000%	0.000000%	12.500000%	0.02875686%	\$ 8,261.85
968580	OXLEY 2 (PLUGGED)	3509321385	2	020N	011W	MAJOR	CONTINENTAL RESOURCES INC	12.500000%	0.000000%	12.500000%	0.02890193%	\$ 8,303.53
776090	P.J. 1-36(PLUGGED)	3509322588	36	023N	010W	MAJOR	WHEATLAND OIL COMPANY	12.500000%	0.000000%	12.500000%	0.01651936%	\$ 4,746.01
910320	PACIFIC 1-21	3509323668	21	021N	009W	MAJOR	CONTINENTAL RESOURCES INC	18.750000%	-18.750000%	0.000000%	0.000000%	-
578420	PADDACK 1-16	3501721121	16	012N	006W	CANADIAN	CONTINENTAL RESOURCES INC	12.500000%	0.000000%	12.500000%	0.04863116%	\$ 13,971.73
800171	PAINT BRUSH #1-17(SOLD)						Not Available	Not Available	None known	Not Available	0.00040666%	\$ 11.68
212144	PAINTER 1-49H	3505123648	19	004N	005W	GRADY	CONTINENTAL RESOURCES INC	18.546974%	-0.518792%	18.028182%	0.08707077%	\$ 25,015.43
807935	PALE MOON 1-31H						Not Available	Not Available	None known	Not Available	0.00026172%	\$ 75.19
802790	PALMER #1 & #3(PLUGGED)						Not Available	Not Available	None known	Not Available	0.00058396%	\$ 167.77
803250	PALMER #2 (PLUGGED)						Not Available	Not Available	None known	Not Available	0.00049497%	\$ 142.20
801990	PARKER #1-19C						Not Available	Not Available	None known	Not Available	0.00303589%	\$ 872.21
201130	PARKER 1-30						Not Available	Not Available	9.659100%	9.659100%	0.26105418%	\$ 75,000.87
800084	PARKER JONES MORROW 1-31	3509324212	10	021N	014W	MAJOR	CONTINENTAL RESOURCES INC	Not Available	None known	Not Available	0.00193147%	\$ 554.91
212008	PARNELL 1-3H	3505123676	3	007N	006W	GRADY	CONTINENTAL RESOURCES INC	19.495151%	-0.024360%	19.470791%	0.01813807%	\$ 5,211.07
207019	PASQUALI 1-30H	3502920850	30	003N	011E	COAL	CONTINENTAL RESOURCES INC	19.468497%	-0.578052%	18.890445%	0.12022272%	\$ 34,539.99
208389	PASQUALI 2-30H	3502921012	30	003N	011E	COAL	CONTINENTAL RESOURCES INC	19.468497%	-0.578052%	18.890445%	0.18030545%	\$ 51,801.76
208390	PASQUALI 3-30H	3502921026	30	003N	011E	COAL	CONTINENTAL RESOURCES INC	19.468497%	-0.578052%	18.890445%	0.12694741%	\$ 36,471.99
208391	PASQUALI 4-30H	3502921027	30	003N	011E	COAL	CONTINENTAL RESOURCES INC	19.468497%	-0.578052%	18.890445%	0.05339560%	\$ 15,340.55
208400	PASQUALI 5-30H	3502921018	30	003N	011E	COAL	CONTINENTAL RESOURCES INC	19.468497%	-0.578052%	18.890445%	0.13661567%	\$ 39,249.68
208401	PASQUALI 6-30H	3502921032	30	003N	011E	COAL	CONTINENTAL RESOURCES INC	19.468497%	-0.578052%	18.890445%	0.13674853%	\$ 39,287.85
208402	PASQUALI 7-30H	3502921020	31	003N	011E	COAL	CONTINENTAL RESOURCES INC	19.468497%	-0.578052%	18.890445%	0.10137870%	\$ 29,126.10
208403	PASQUALI 8-30H	3502921030	30	003N	011E	COAL	CONTINENTAL RESOURCES INC	19.468497%	-0.578052%	18.890445%	0.11981801%	\$ 34,423.72
206140	PATCHELL, OW 2	3504939236	25	004N	001W	GARVIN	CONTINENTAL RESOURCES INC	12.500000%	-6.250000%	6.250000%	0.00365528%	\$ 1,050.16
226610	PATCHELL, OW 3-25	3504920128	25	004N	001W	GARVIN	CONTINENTAL RESOURCES INC	12.500000%	-6.250000%	6.250000%	0.00242125%	\$ 695.62
208330	PATRICIA 1-10	3501123238	10	016N	012W	BLAINE	CONTINENTAL RESOURCES INC	18.750000%	0.000000%	18.750000%	0.00624792%	\$ 1,795.03
800770	PATTERSON #1-19						Not Available	Not Available	None known	Not Available	0.00024900%	\$ 7.16
429830	PATTERSON 1-30	3509320470	30	023N	011W	MAJOR	CONTINENTAL RESOURCES INC	12.500000%	0.000000%	12.500000%	0.18002485%	\$ 51,721.14
453400	PATZKOWSKY 1-10	3509320749	10	020N	011W	MAJOR	CONTINENTAL RESOURCES INC	12.500000%	0.000000%	12.500000%	0.20072736%	\$ 57,668.97
802670	PATZKOWSKY 1-15 (PLUGGED)	3501923134	15	003S	001E	CARTER	SAMSON RESOURCES COMPANY	15.821162%	-1.630870%	14.190292%	0.03276126%	\$ 9,412.31
960230	PAULA 1-11(SOLD)	3512121959	11	007N	016E	PITTSBURG	CONTINENTAL RESOURCES INC	18.750000%	0.000000%	18.750000%	0.01957087%	\$ 5,622.71
210762	PAYNE 1-10H	3501123442	10	013N	013W	BLAINE	CONTINENTAL RESOURCES INC	18.750000%	-9.528809%	9.221191%	0.08777815%	\$ 25,218.66
210836	PAYNE 1-14H	3501123325	14	014N	012W	BLAINE	CONTINENTAL RESOURCES INC	18.910160%	-2.308596%	16.601564%	0.06527372%	\$ 18,753.14
800075	PENDERGRAFT #1(SOLD)						Not Available	Not Available	None known	Not Available	0.00011809%	\$ 33.93
801350	PENDERGRAFT #2-26(SOLD)						Not Available	Not Available	None known	Not Available	0.00608477%	\$ 174.81
450160	PENNER 1-13	3509320714	13	020N	011W	MAJOR	CONTINENTAL RESOURCES INC	12.500000%	0.000000%	12.500000%	0.35354704%	\$ 101,574.07
860008	PENNER 2-13	3509323234	13	020N	011W	MAJOR	CONTINENTAL RESOURCES INC	12.500000%	0.000000%	12.500000%	0.32722594%	\$ 94,012.01
810129	PERDUE #1						Not Available	Not Available	None known	Not Available	0.00474346%	\$ 1,362.80
375430	PERIGO 1-8 (PLUGGED)	3507320723	8	019N	007W	KINGFISHER	CONTINENTAL RESOURCES INC	13.867200%	0.000000%	13.867200%	0.00048776%	\$ 140.13
278260	PETERMAN 1, 2, 3, 4-PLUGGED	3504720164	2	020N	008W	GARFIELD	CONTINENTAL RESOURCES INC	14.865490%	-1.453237%	13.412253%	0.01464943%	\$ 4,208.78
210331	PETERS 1-31H	3501123382	31	015N	012W	BLAINE	CONTINENTAL RESOURCES INC	20.659594%	-2.438107%	18.217847%	0.19482616%	\$ 55,973.56
606630	PETERSON 1-23	3501722065	23	012N	007W	CANADIAN	CONTINENTAL RESOURCES INC	16.359060%	-0.024420%	16.334640%	0.07250416%	\$ 20,830.45
810130	PETRO #1-34						Not Available	Not Available	None known	Not Available	0.00297612%	\$ 855.04
549620	PETTUS 1-1	3501120819	1	014N	013W	BLAINE	CONTINENTAL RESOURCES INC	13.047150%	0.000000%	13.047150%	0.04339188%	\$ 12,466.49
805080	PETTY #1-9						Not Available	Not Available	None known	Not Available	0.01663800%	\$ 4,780.10
210571	PETTY 1-17H	3501123405	17	016N	010W	BLAINE	CONTINENTAL RESOURCES INC	18.750000%	0.000000%	18.750000%	0.04125128%	\$ 11,851.49
940130	PHILLIP 1-3(SOLD)	3512121864	3	007N	016E	PITTSBURG	CANAAN RESOURCES X LLC	18.665803%	0.000000%	18.665803%	0.02355039%	\$ 6,766.03

Exhibit 5

Strack v Continental Resources Inc.
Report of the Allocation of the Net Sub-Class 1 Settlement to the Class Well Level
(Sorted by Well)

Gross Sub-Class 1 Payment \$ 49,800,000.00
Less Attorneys' Fees \$ (19,920,000.00)
Less Class Rep Award \$ (400,000.00)
Less Lit & Admin Expenses \$ (750,000.00)
Less GPT \$ -
Net Sub-Class 1 Settlement \$ 28,730,000.00

*Note: the total royalty burden and applicable excluded and opt-out royalty burdens were obtained from information provided by Continental. If these burdens were not available, it is noted in the Total Royalty Burden column above.

CLR WELL NO.	Well Name	API NO. if available	SEC	TWN	RANGE	COUNTY	Operator	Total Royalty Burden if provided*	Identified Excluded and Opt-Out Royalty Burden*	Calculated Sub-Class 1 Royalty Burden to be Used in Allocation to Each Class Member in the Well*	Percentage of Net Sub-Class 1 Settlement Allocated to Each Sub-Class 1 Well for Distribution to Class Members	Net Sub-Class 1 Amount Allocated to Each Sub-Class 1 Well for Further Allocation & Distribution to the Class Members in the Well
210508	PHILLIPS 1-4H	3504323245	4	016N	016W	DEWEY	CONTINENTAL RESOURCES INC	19.046319%	-0.589567%	18.456752%	0.11581479%	\$ 33,273.59
206180	PHIPPS 1-8	3501123163	8	017N	010W	BLAINE	CONTINENTAL RESOURCES INC	18.750032%	-1.137329%	17.612703%	0.02286120%	\$ 6,568.02
802410	PICKENS, ETHEL UNIT(SOLD)							Not Available	None Known	Not Available	0.00019005%	\$ 54.60
802570	PICKER'S CLUB 1-27(SOLD)							Not Available	None Known	Not Available	0.00052179%	\$ 149.91
207030	PINKERTON 1-8	3501123209	8	016N	012W	BLAINE	CONTINENTAL RESOURCES INC	19.298779%	-5.968750%	13.330029%	0.24526536%	\$ 70,464.74
212583	PIPKIN 1-28H	3505123725	28	006N	005W	GRADY	CONTINENTAL RESOURCES INC	20.479293%	-0.166500%	20.312789%	0.03386163%	\$ 9,728.45
857790	PITT 2-8	3501521689	8	011N	012W	CADDO	CONTINENTAL RESOURCES INC	18.750000%	0.000000%	18.750000%	0.00916607%	\$ 2,633.41
860002	PLAINSMAN 1-18	3504723905	18	022N	006W	GARFIELD	CONTINENTAL RESOURCES INC	18.750000%	-0.030971%	18.719029%	0.25170631%	\$ 72,315.22
212118	PLATO 1-16H	3505123626	16	004N	005W	GRADY	CONTINENTAL RESOURCES INC	18.490889%	-0.007460%	18.483429%	0.13329035%	\$ 38,294.32
812917	PLUMMER 1-4-9H						DEVON ENERGY PRODUCTION CO LP	17.245118%	0.000000%	17.245118%	0.00009605%	\$ 27.60
802490	POAG #1-23(SOLD)							Not Available	None Known	Not Available	0.00005713%	\$ 16.41
810136	POLLARD #1-35(SOLD)							Not Available	None Known	Not Available	0.00003851%	\$ 11.06
802710	POPE 1	3501721321	22	012N	006W	CANADIAN	CONTINENTAL RESOURCES INC	18.750000%	0.000000%	18.750000%	0.09816014%	\$ 28,201.41
810139	PORTER #1-36							Not Available	None Known	Not Available	0.00343323%	\$ 986.37
485520	POST 1-6	3507321633	6	016N	006W	KINGFISHER	CONTINENTAL RESOURCES INC	12.500000%	0.000000%	12.500000%	0.04520948%	\$ 12,988.68
214134	POTEET 10-17-20XH	3513727174	17	002N	004W	STEPHENS	CONTINENTAL RESOURCES INC	19.782155%	-1.617904%	18.164251%	0.11878042%	\$ 34,125.62
210432	POTEET 1-17H	3513726820	17	002N	004W	STEPHENS	CONTINENTAL RESOURCES INC	19.721243%	-1.213424%	18.507817%	0.24761443%	\$ 71,139.63
213597	POTEET 2-17-20XH	3513727168	17	002N	004W	STEPHENS	CONTINENTAL RESOURCES INC	1.632155%	-1.632155%	18.068574%	0.12807635%	\$ 36,796.33
213598	POTEET 3-17-20XH	3513727205	17	002N	004W	STEPHENS	CONTINENTAL RESOURCES INC	19.788983%	-1.653315%	18.135668%	0.10566036%	\$ 30,356.22
213599	POTEET 4-17-20XH	3513727178	17	002N	004W	STEPHENS	CONTINENTAL RESOURCES INC	19.801593%	-1.718678%	18.082915%	0.12107311%	\$ 34,784.30
213600	POTEET 5-17-20XH	3513727244	17	002N	004W	STEPHENS	CONTINENTAL RESOURCES INC	19.80392%	-1.712441%	18.087951%	0.11710614%	\$ 33,644.59
213601	POTEET 6-17-20XH	3513727171	17	002N	004W	STEPHENS	CONTINENTAL RESOURCES INC	19.800052%	-1.710687%	18.089365%	0.10573507%	\$ 30,377.68
213602	POTEET 7-17-20XH	3513727258	17	002N	004W	STEPHENS	CONTINENTAL RESOURCES INC	19.800625%	-1.713676%	18.086949%	0.10393692%	\$ 29,661.08
213603	POTEET 8-17-20XH	3513727192	17	002N	004W	STEPHENS	CONTINENTAL RESOURCES INC	19.769643%	-1.553059%	18.216584%	0.08927765%	\$ 25,649.47
214133	POTEET 9-17-20XH	3513727240	17	002N	004W	STEPHENS	CONTINENTAL RESOURCES INC	19.795588%	-1.687554%	18.108034%	0.11598679%	\$ 33,323.00
802910	POWER 1-33(SOLD)							Not Available	None Known	Not Available	0.00040040%	\$ 115.03
810780	POWER 1-33(PLUGGED)							Not Available	None Known	Not Available	0.00298031%	\$ 856.24
804140	POWERS 1-11(PLUGGED)							Not Available	None Known	Not Available	0.00145993%	\$ 419.44
206651	PRATT 1-17H	3506323897	11	015N	019W	CUSTER	CONTINENTAL RESOURCES INC	16.030282%	-0.039062%	15.991220%	0.00145993%	\$ 419.44
207213	PRATT 2-17H	3506324170	17	004N	010E	HUGHES	CONTINENTAL RESOURCES INC	19.327947%	0.000000%	19.327947%	0.28326222%	\$ 81,381.24
207214	PRATT 3-17H	3506324169	17	004N	010E	HUGHES	CONTINENTAL RESOURCES INC	19.327947%	0.000000%	19.327947%	0.16068924%	\$ 46,166.02
207215	PRATT 4-17H	3506324168	17	004N	010E	HUGHES	CONTINENTAL RESOURCES INC	19.160537%	-0.098086%	19.062451%	0.14343752%	\$ 41,209.60
210573	PRESTON 1-24H	3504323247	24	016N	014W	DEWEY	CONTINENTAL RESOURCES INC	19.160537%	0.000000%	19.160537%	0.16395306%	\$ 47,103.72
344650	PRIBYL 1-4 (PLUGGED)							19.348877%	-1.335197%	18.013680%	0.18463564%	\$ 53,045.82
800220	PRICE #2-35(SOLD)							12.500000%	0.000000%	12.500000%	0.00024640%	\$ 70.79
800270	PRICE #3-35(SOLD)							Not Available	None Known	Not Available	0.00137140%	\$ 394.00
800077	PRICE #35-1 (SOLD)							Not Available	None Known	Not Available	0.00113962%	\$ 327.41
207350	PRICE 2-22H	3506324062	22	004N	009E	HUGHES	CONTINENTAL RESOURCES INC	Not Available	None Known	Not Available	0.00172906%	\$ 496.76
830070	PRICE A 22-7-10	3506323712	12	004N	009E	HUGHES	CONTINENTAL RESOURCES INC	18.798741%	-2.929688%	15.869053%	0.07293532%	\$ 20,954.32
860009	PRIBIE 1-10	3501120017	10	019N	010W	BLAINE	CONTINENTAL RESOURCES INC	18.798741%	-2.929688%	15.869053%	0.00050794%	\$ 145.93
212026	PRIM 1-22H	3505123658	22	006N	006W	GRADY	CONTINENTAL RESOURCES INC	12.500000%	0.000000%	12.500000%	0.17452909%	\$ 50,142.21
812455	PRUDENTIAL 32-1H							18.825961%	-0.101888%	18.724073%	0.11306622%	\$ 32,483.93
210494	PURVINE 1-7H	3504323203	7	016N	014W	DEWEY	DEVON ENERGY PRODUCTION CO LP	Not Available	None Known	Not Available	0.00247100%	\$ 64.43
804880	PUY 1-36	3505123573	36	007N	006W	GRADY	CONTINENTAL RESOURCES INC	19.073828%	-1.245118%	17.828710%	0.00795769%	\$ 2,286.24
404820	QUISENBERRY 1-8							Not Available	None Known	Not Available	0.00047391%	\$ 136.15
810140	RACER 1-14(SOLD)	3507320337	14	019N	008W	KINGFISHER	CONTINENTAL RESOURCES INC	12.500000%	0.000000%	12.500000%	0.00003965%	\$ 11.39
210435	RACER, A.D. 2-14(PLUGGED)							12.500000%	0.000000%	12.500000%	0.04982003%	\$ 14,308.12
209663	RALSTON 1-31H	3501123391	31	017N	013W	BLAINE	CONTINENTAL RESOURCES INC	18.886963%	0.000000%	18.886963%	0.05399730%	\$ 15,513.42
209663	RAMSEY 1-10H	3505123751	10	007N	006W	GRADY	CONTINENTAL RESOURCES INC	19.423834%	-2.526368%	16.897466%	0.01108811%	\$ 3,185.61

Exhibit 5

Strack v Continental Resources Inc.
Report of the Allocation of the Net Sub-Class 1 Settlement to the Class Well Level
(Sorted by Well)

Gross Sub-Class 1 Payment \$ 49,800,000.00
Less Attorneys' Fees \$ (19,920,000.00)
Less Class Rep Award \$ (400,000.00)
Less Lit & Admin Expenses \$ (750,000.00)
Less GPT \$ -
Net Sub-Class 1 Settlement Payment for Allocation to the Well Level (and Payment to Sub-Class 1 Members) \$ 28,730,000.00

*Note: the total royalty burden and applicable excluded and opt-out royalty burdens were obtained from information provided by Continental. If these burdens were not available, it is noted in the Total Royalty Burden column above.

CLR WELL NO.	Well Name	API NO. if available	SEC	TWN	RANGE	COUNTY	Operator	Total Royalty Burden if provided*	Identified Excluded and Opt-Out Royalty Burden*	Calculated Sub-Class 1 Royalty Burden to be Used in Allocation to Each Class Member in the Well*	Percentage of Net Sub-Class 1 Settlement Allocated to Each Sub-Class 1 Well for Distribution to Class Members	Net Sub-Class 1 Amount Allocated to Each Sub-Class 1 Well for Further Allocation & Distribution to the Class Members in the Well
214207	RAMSEY TRUST 1-16-9XH	3505123901	16	007N	006W	GRADY	CONTINENTAL RESOURCES INC	19.325194%	-1.6022366%	17.722958%	0.03753131%	\$ 10,782.74
810805	RATZLAFF #1-36						CONTINENTAL RESOURCES INC	Not Available	None Known	Not Available	0.00056765%	\$ 163.09
800093	RATZLAFF #3						CONTINENTAL RESOURCES INC	Not Available	None Known	Not Available	0.00091778%	\$ 263.68
800094	RATZLAFF #4						CONTINENTAL RESOURCES INC	Not Available	None Known	Not Available	0.00063070%	\$ 181.20
501590	RATZLAFF 1-9 PLC						CONTINENTAL RESOURCES INC	12.500000%	0.000000%	12.500000%	0.03659774%	\$ 10,514.53
800092	RATZLAFF 2						CONTINENTAL RESOURCES INC	Not Available	None Known	Not Available	0.00161067%	\$ 482.75
803820	RAUH, RUBEN #1-16(SOLD)						CONTINENTAL RESOURCES INC	Not Available	None Known	Not Available	0.00114536%	\$ 329.06
502310	RAUH, RUBEN 1-22	3501120649	22	018N	013W	BLAINE	CONTINENTAL RESOURCES INC	15.130062%	0.000000%	15.130062%	0.05003796%	\$ 14,375.91
212256	RCL 1-31H	3504924957	31	003N	004W	GARVIN	CONTINENTAL RESOURCES INC	18.779753%	-1.808668%	16.970885%	0.18743490%	\$ 53,850.05
806720	RD COAL-1-31H	3502921180	31	003N	010E	COAL	CONTINENTAL RESOURCES INC	19.458832%	-2.12722%	17.335110%	0.04622639%	\$ 13,280.84
805510	REAMES 8-1						CONTINENTAL RESOURCES INC	Not Available	None Known	Not Available	0.00180537%	\$ 518.68
810141	REAMES, G.M. #1						CONTINENTAL RESOURCES INC	Not Available	None Known	Not Available	0.00071380%	\$ 205.07
806020	REDING 1-11						CONTINENTAL RESOURCES INC	Not Available	None Known	Not Available	0.00315984%	\$ 907.82
209341	REDWOOD 1-10H						CONTINENTAL RESOURCES INC	19.503579%	-0.325520%	19.178059%	0.04456579%	\$ 12,803.75
606920	REGIER 1 (SOLD)	3501123303	10	014N	012W	BLAINE	CONTINENTAL RESOURCES INC	12.500000%	0.000000%	12.500000%	0.00002539%	\$ 7.29
800170	REHM #1-29 (RED FORK)(SOLD)	3504722307	14	023N	006W	GARFIELD	SPESS OIL COMPANY INC	Not Available	None Known	Not Available	0.00383838%	\$ 1,102.77
213886	REINWOOD CHICKASHA 1-24H	3501523235	16	008N	009W	CADDO	CONTINENTAL RESOURCES INC	18.769532%	0.000000%	18.769532%	0.05968604%	\$ 17,147.80
485590	RENNER 1-31	3507321568	31	017N	009W	KINGFISHER	CONTINENTAL RESOURCES INC	12.500000%	0.000000%	12.500000%	0.05131151%	\$ 14,741.80
206441	RENNER 2-31	3507324567	31	017N	009W	KINGFISHER	CONTINENTAL RESOURCES INC	12.500000%	0.000000%	12.500000%	0.02449961%	\$ 7,038.74
803580	REX 1-7(SOLD)						CONTINENTAL RESOURCES INC	Not Available	None Known	Not Available	0.00112556%	\$ 323.37
763640	REYNOLDS 1-19(SOLD)						ANADARKO MINERALS INC	18.750000%	0.000000%	18.750000%	0.01358886%	\$ 3,904.08
810142	RICH #1	3505320944	19	025N	005W	GRANT	CONTINENTAL RESOURCES INC	Not Available	None Known	Not Available	0.00699518%	\$ 2,009.72
456740	RICHARDSON 1-34 & 2-34(PLUGGED)	3507321264	34	020N	009W	KINGFISHER	CONTINENTAL RESOURCES INC	12.500000%	0.000000%	12.500000%	0.01922011%	\$ 5,521.94
210233	RIDENHOUR 1-23H	3501123315	23	014N	012W	BLAINE	CONTINENTAL RESOURCES INC	18.930341%	-0.70834%	18.195907%	0.06851721%	\$ 19,684.99
282820	RIDENOUR ESTATE UNIT	3504721017	22	021N	007W	GARFIELD	CONTINENTAL RESOURCES INC	12.500000%	-0.446430%	12.053570%	0.02549631%	\$ 15,082.19
805085	RIDGEWAY #1-A						CONTINENTAL RESOURCES INC	Not Available	None Known	Not Available	0.01029709%	\$ 2,958.35
810144	RIGGS #1						CONTINENTAL RESOURCES INC	Not Available	None Known	Not Available	0.00272491%	\$ 782.87
212625	RITTER 1-3-34XH	3513727239	3	003S	004W	STEPHENS	CONTINENTAL RESOURCES INC	18.685705%	-0.032532%	18.653173%	0.11428203%	\$ 32,833.23
805885	RIVER 1-19	3515122703	19	023N	014W	WOODS	CHESSAPEAKE OPERATING INC	0.064161%	-0.064161%	0.000000%	0.00000000%	\$ -
210337	ROACH 1-4H	3501123347	4	014N	012W	BLAINE	CONTINENTAL RESOURCES INC	19.448087%	-0.628357%	18.819730%	0.07260790%	\$ 20,860.25
197330	ROADS-MORRIS 1(SOLD)	3504730218	20	023N	006W	GARFIELD	SPRING VALLEY OIL & GAS INC	12.500000%	0.000000%	12.500000%	0.03577317%	\$ 10,277.63
197350	ROADS-MORRIS 2 (SOLD)	3504723463	20	023N	006W	GARFIELD	SPRING VALLEY OIL & GAS INC	12.500000%	0.000000%	12.500000%	0.07004092%	\$ 20,122.76
451500	ROARK *1	#	9	023N	012W	ALFAFA	SCOGGINS PRODUCTION LLC	12.500000%	0.000000%	12.500000%	0.01133252%	\$ 3,255.83
806690	ROBERSON 1H-13						CONTINENTAL RESOURCES INC	Not Available	None Known	Not Available	0.00224182%	\$ 644.07
214218	ROBERT JO 1-8H	3513727191	8	002N	004W	STEPHENS	CONTINENTAL RESOURCES INC	20.245866%	-3.012793%	17.233073%	0.03032855%	\$ 8,713.39
805325	ROBERTS 1-5						CONTINENTAL RESOURCES INC	Not Available	None Known	Not Available	0.02058954%	\$ 5,915.38
212372	ROBERTSON 1-8H	3504323302	8	016N	016W	DEWEY	CONTINENTAL RESOURCES INC	Not Available	None Known	Not Available	0.00218453%	\$ 627.62
210869	ROBINSON 1-15H	3505123613	15	007N	006W	GRADY	CONTINENTAL RESOURCES INC	20.486450%	-13.671875%	6.814575%	0.01370932%	\$ 3,988.69
815350	ROCK 1, 3, & 4-32(PLUGGED)	3502520584	32	004N	009E	CIMARRON	CONTINENTAL RESOURCES INC	12.500000%	0.000000%	12.500000%	0.00995549%	\$ 2,860.21
860003	ROCK ISLAND 1-48	3504723906	18	022N	006W	GARFIELD	CONTINENTAL RESOURCES INC	18.750000%	-0.390174%	18.359826%	0.20216173%	\$ 58,081.06
284410	RODER, MARY 1 & 2(SOLD)	3507350368	34	019N	006W	KINGFISHER	GILLILAND OIL & GAS INC	12.500000%	0.000000%	12.500000%	0.03600411%	\$ 10,343.98
210313	RODGERS 1-11-2XH	3505123758	11	006N	005W	GRADY	CONTINENTAL RESOURCES INC	18.534904%	-1.038079%	17.496825%	0.02203881%	\$ 6,331.75
638990	RODNEY 2-21(SOLD)	3507322478	21	017N	007W	KINGFISHER	NBI SERVICES INC	22.087970%	-3.200760%	18.887210%	0.01770184%	\$ 5,085.74
575250	RODNEY A 1-21(SOLD)	3507322190	21	017N	007W	KINGFISHER	NBI SERVICES INC	21.500070%	-3.200760%	18.299320%	0.01951269%	\$ 5,605.99
812341	ROGERS 1-31H	3504323169	31	017N	014W	DEWEY	DEVON ENERGY PRODUCTION CO LP	18.898700%	0.000000%	18.898700%	0.00115500%	\$ 331.83
680730	ROHLING 2-25(PLUGGED)	3501122207	25	016N	010W	BLAINE	CONTINENTAL RESOURCES INC	18.750000%	0.000000%	18.750000%	0.030409910%	\$ 8,762.39
724620	ROHLING, DEAK #1-26		26	016N	010W	BLAINE	CONTINENTAL RESOURCES INC	Not Available	None Known	Not Available	0.04747612%	\$ 13,639.89

Exhibit 5

Strack v Continental Resources Inc.
Report of the Allocation of the Net Sub-Class 1 Settlement to the Class Well Level
(Sorted by Well)

Gross Sub-Class 1 Payment \$ 49,800,000.00
Less Attorneys' Fees \$ (19,920,000.00)
Less Class Rep Award \$ (400,000.00)
Less Lit & Admin Expenses \$ (750,000.00)
Less GPT \$ -
Net Sub-Class 1 Settlement Payment for Allocation to Sub-Class 1 Members \$ 28,730,000.00

*Note: the total royalty burden and applicable excluded and opt-out royalty burdens were obtained from information provided by Continental. If these burdens were not available, it is noted in the Total Royalty Burden column above.

CLR WELL NO.	Well Name	API NO. if available	SEC	TWN	RANGE	COUNTY	Operator	Total Royalty Burden if provided*	Identified Excluded and Opt-Out Royalty Burden*	Calculated Sub-Class 1 Royalty Burden to be Used in Allocation to Each Class Member in the Well*	Percentage of Net Sub-Class 1 Settlement Allocated to Each Sub-Class 1 Well for Distribution to Class Members	Net Sub-Class 1 Amount Allocated to Each Sub-Class 1 Well for Further Allocation & Distribution to the Class Members in the Well
707940	ROHUNG, DEAK 2-26	3501121643	26	016N	010W	BLAINE	CONTINENTAL RESOURCES INC	12.500000%	0.000000%	12.500000%	0.06078251%	\$ 17,462.82
810149	ROHWER #1						CONTINENTAL RESOURCES INC	Not Available	None Known	Not Available	0.00504560%	\$ 1,449.60
810875	ROHWER #A-3						CONTINENTAL RESOURCES INC	Not Available	None Known	Not Available	0.00389064%	\$ 1,117.78
810199	ROHWER A #2						CONTINENTAL RESOURCES INC	Not Available	None Known	Not Available	0.00333653%	\$ 958.58
811265	ROHWER A #4-34						CONTINENTAL RESOURCES INC	Not Available	None Known	Not Available	0.00160122%	\$ 460.03
210339	ROMACK 1-3H						CONTINENTAL RESOURCES INC	19.531105%	-1.268937%	18.262168%	0.07435014%	\$ 21,360.79
426110	ROMHILD 1-25(SOLD)	3501123389	3	014N	012W	BLAINE	KINGFISHER CSG PULLR & CONST INC	12.500000%	0.000000%	12.500000%	0.00013351%	\$ 38.36
207201	RONALD 1-10H		25	019N	009W	KINGFISHER	CONTINENTAL RESOURCES INC	19.128904%	-0.608724%	18.520180%	0.09702822%	\$ 27,876.21
810197	ROSE ANDRE #1	3506324115	10	004N	009E	HUGHES	CONTINENTAL RESOURCES INC	Not Available	None Known	Not Available	0.00290398%	\$ 834.31
210020	ROTHER 1-4H		4	016N	012W	BLAINE	CONTINENTAL RESOURCES INC	19.791667%	0.000000%	19.791667%	0.15741662%	\$ 45,225.80
210389	ROTHER 2-4	3501123292	4	016N	012W	BLAINE	CONTINENTAL RESOURCES INC	19.791667%	0.000000%	19.791667%	0.459930749%	\$ 131,999.04
804200	ROYSE 1-11	3501123324	4	016N	012W	BLAINE	CONTINENTAL RESOURCES INC	19.791667%	0.000000%	19.791667%	0.18280284%	\$ 52,519.26
606660	ROYSE 1-23	3501723440	11	013N	008W	CANADIAN	LINN OPERATING INC	Not Available	None Known	Not Available	0.05281233%	\$ 15,172.98
210251	RUBIE 1-12H	3501721288	23	012N	007W	CANADIAN	CONTINENTAL RESOURCES INC	16.371240%	0.036620%	16.344620%	0.07567986%	\$ 21,742.82
870007	RUFUS 1-10 (PLUGGED)	3504323160	12	017N	016W	DEWEY	CONTINENTAL RESOURCES INC	19.000352%	0.000000%	19.000352%	0.65386179%	\$ 187,854.49
206340	RUFUS 1-10A	3509323366	10	021N	014W	MAJOR	CONTINENTAL RESOURCES INC	12.500000%	-2.840900%	9.659100%	0.02506026%	\$ 7,199.81
542650	RUND A 1(SOLD)	3509324486	10	015N	014W	MAJOR	CONTINENTAL RESOURCES INC	12.500000%	-2.840900%	9.659100%	0.01766314%	\$ 5,074.62
455720	RUNDLE 1-22 (PLUGGED)	3507321968	13	010N	009W	KINGFISHER	S & G OPERATING LLC	12.500000%	0.000000%	12.500000%	0.00006664%	\$ 19.14
206467	RUSHING 1-7H	3509320793	22	021N	009W	MAJOR	CONTINENTAL RESOURCES INC	19.463790%	-0.024742%	19.439048%	0.03539493%	\$ 10,168.81
804685	RUSHTON, RUEL 1-30	3502920903	7	002N	010E	COAL	CONTINENTAL RESOURCES INC	12.500000%	0.000000%	12.500000%	0.05336822%	\$ 15,332.69
801920	RUSSELL #1	3500721021	30	006N	023E	BEAVER	CONTINENTAL RESOURCES INC	Not Available	None Known	Not Available	0.00024381%	\$ 70.05
576990	RUTH 1-12	3509321247	12	022N	010W	MAJOR	CONTINENTAL RESOURCES INC	Not Available	None Known	Not Available	0.00393050%	\$ 1,129.23
633270	RUTH 1-13(PLUGGED)	3509321934	13	022N	010W	MAJOR	CONTINENTAL RESOURCES INC	14.843750%	-0.7031250%	14.1406250%	0.02464514%	\$ 7,080.55
208837	RUTH ANN 1-14	3501123241	14	016N	012W	BLAINE	CONTINENTAL RESOURCES INC	16.041700%	0.000000%	16.041700%	0.02225005%	\$ 6,392.44
647580	RUTH-ENSZ 1-11	3509321990	11	022N	010W	MAJOR	CONTINENTAL RESOURCES INC	19.179688%	0.000000%	19.179688%	0.09540672%	\$ 27,410.35
410010	RUZEK 2	3507321393	3	016N	007W	KINGFISHER	CONTINENTAL RESOURCES INC	15.625000%	0.000000%	15.625000%	0.00275572%	\$ 791.72
210256	RYCROFT 1-11H	3501123344	11	014N	012W	BLAINE	CONTINENTAL RESOURCES INC	13.701390%	0.000000%	13.701390%	0.05377697%	\$ 15,450.12
930180	SAM 1-19	3501123344	11	014N	012W	BLAINE	CONTINENTAL RESOURCES INC	19.301437%	-0.013021%	19.288416%	0.07952363%	\$ 22,847.14
808875	SAMPSON 1-21	3509323799	19	021N	009W	MAJOR	CONTINENTAL RESOURCES INC	16.403343%	-2.363944%	14.039399%	0.26568739%	\$ 76,331.99
930010	SANDRA 1-23	3501122526	23	019N	010W	BLAINE	CONTINENTAL RESOURCES INC	Not Available	None Known	Not Available	0.00131679%	\$ 378.31
212049	SANDY CREEK RANCH 1-30H	3505123691	30	004N	005W	GRADY	CONTINENTAL RESOURCES INC	18.750000%	0.000000%	18.750000%	0.37566945%	\$ 107,929.83
397290	SANTA 1-17(SOLD)	3507320277	7	018N	007W	KINGFISHER	CONTINENTAL RESOURCES INC	18.750000%	0.000000%	18.750000%	0.121919096%	\$ 35,030.76
860001	SANTA FE 1-5	3504723917	5	022N	006W	GARFIELD	D C ENERGY INC	12.500000%	-0.781250%	11.718750%	0.01098533%	\$ 3,156.09
805330	SANTA FE RAILROAD #1-30	3504723917	5	022N	006W	GARFIELD	CONTINENTAL RESOURCES INC	18.750000%	-3.185218%	15.564782%	0.13788150%	\$ 39,613.35
210056	SARATOGA 1-25H	3504323154	25	016N	015W	DEWEY	CONTINENTAL RESOURCES INC	Not Available	None Known	Not Available	0.0880328%	\$ 2,529.18
800064	SARKEYS 1 UNIT						CONTINENTAL RESOURCES INC	Not Available	None Known	Not Available	0.09751964%	\$ 28,017.39
521840	SARKEYS 1-21(SOLD)	3504320793	21	018N	014W	DEWEY	CHESSAPEAKE OPERATING INC	Not Available	-18.750000%	0.000000%	0.00000000%	\$ 0.00
801890	SAVAGE CRANE #1-16(SOLD)	3505123947	26	007N	006W	GRADY	CONTINENTAL RESOURCES INC	Not Available	None Known	Not Available	0.00225883%	\$ 648.83
214785	SAWYER 1-23H	3508321294	5	019N	004W	LOGAN	CONTINENTAL RESOURCES INC	17.258423%	-1.357512%	15.900911%	0.00743889%	\$ 2,137.19
634030	SCHAEFER 1-5(PLUGGED)						CONTINENTAL RESOURCES INC	18.750000%	0.000000%	18.750000%	0.01025899%	\$ 2,947.23
810152	SCHALLNER #1						CONTINENTAL RESOURCES INC	Not Available	None Known	Not Available	0.00321068%	\$ 922.43
422000	SCHALLNER, FRANK 1-22 PLUGGED	3500320082	22	024N	011W	ALFALFA	CONTINENTAL RESOURCES INC	12.500000%	0.000000%	12.500000%	0.00044106%	\$ 126.72
214785	SCHANTZ 1-5-8XH	3501123498	5	013N	013W	BLAINE	CONTINENTAL RESOURCES INC	18.630693%	-5.118468%	13.512225%	0.05871029%	\$ 16,867.47
203640	SCHAEFFER 1-21	3501123099	21	017N	012W	BLAINE	CONTINENTAL RESOURCES INC	17.578125%	-3.125000%	14.453125%	0.11732968%	\$ 33,708.82
806015	SCHAEFFER 9-1	3501123173	9	016N	011W	BLAINE	COMANCHE EXPLORATION CO LLC	5.859482%	0.000000%	5.859482%	0.00916437%	\$ 2,632.92
815833	SCHENK TRUST 1-8PH						UNIT PETROLEUM COMPANY	19.001690%	0.000000%	19.001690%	0.00000496%	\$ 1.42
801860	SCHIMMELS #13-1(SOLD)	3505123925	8	006N	008W	GRADY	CONTINENTAL RESOURCES INC	Not Available	None Known	Not Available	0.00070163%	\$ 201.58
810153	SCHNEIDER #1						CONTINENTAL RESOURCES INC	Not Available	None Known	Not Available	0.00781980%	\$ 2,246.63
810800	SCHOEPEL 1-9(PLUGGED)						CONTINENTAL RESOURCES INC	Not Available	None Known	Not Available	0.04102612%	\$ 11,786.80

Exhibit 5

Strack v Continental Resources Inc.
Report of the Allocation of the Net Sub-Class 1 Settlement to the Class Well Level
(Sorted by Well)

Gross Sub-Class 1 Payment \$ 49,800,000.00
Less Attorneys' Fees \$ (19,920,000.00)
Less Class Rep Award \$ (400,000.00)
Less Lit & Admin Expenses \$ (750,000.00)
Less GPT \$ -
Net Sub-Class 1 Settlement Payment for Allocation to the Well Level (and Payment to Sub-Class 1 Members) \$ 28,730,000.00

*Note: the total royalty burden and applicable excluded and opt-out royalty burdens were obtained from information provided by Continental. If these burdens were not available, it is noted in the Total Royalty Burden column above.

CLR WELL NO.	Well Name	API NO. if available	SEC	TWN	RANGE	COUNTY	Operator	Total Royalty Burden if provided*	Identified Excluded and Opt-Out Royalty Burden*	Calculated Sub-Class 1 Royalty Burden to be Used in Allocation to Each Class Member in the Well*	Percentage of Net Sub-Class 1 Settlement Allocated to Each Sub-Class 1 Well for Distribution to Class Members	Net Sub-Class 1 Amount Allocated to Each Sub-Class 1 Well for Further Allocation & Distribution to the Class Members in the Well
214208	SCHOOFF 1-17H	3505123814	17	007N	006W	GRADY	CONTINENTAL RESOURCES INC	19.116459%	-1.406252%	17.710207%	0.03081994%	8,854.57
677370	SCHROEDER 1-16	3501721755	16	014N	007W	CANADIAN	CONTINENTAL RESOURCES INC	12.500000%	0.000000%	12.500000%	0.05411025%	15,545.87
493150	SCHROEDER 1-28	3509321232	28	023N	011W	MAJOR	CONTINENTAL RESOURCES INC	15.286460%	-4.010420%	11.276040%	0.04120884%	11,889.30
210381	SCHULTE 1-19H	3501123418	19	015N	010W	BLAINE	CONTINENTAL RESOURCES INC	19.490340%	0.000000%	19.490340%	0.02667292%	7,663.13
811390	SCHULTZ 1-13	3501123418	13	015N	010W	BLAINE	CONTINENTAL RESOURCES INC	Not Available	None Known	Not Available	0.00028764%	82.64
880370	SCHWARTZ 1-16	3501122405	16	019N	010W	BLAINE	CONTINENTAL RESOURCES INC	12.500000%	0.000000%	12.500000%	0.34168290%	98,165.50
680320	SCHWARZ 1-9	3501721948	9	014N	007W	CANADIAN	CONTINENTAL RESOURCES INC	12.500000%	0.000000%	12.500000%	0.05509796%	15,829.65
810210	SCHWARZ A #1	3509320275	2	020N	009W	MAJOR	CONTINENTAL RESOURCES INC	Not Available	None Known	Not Available	0.00187448%	538.54
419460	SCOTT 1-2	3505123783	15	003N	005W	GRADY	CONTINENTAL RESOURCES INC	12.499990%	0.000000%	12.499990%	0.49292075%	141,616.13
214220	SCOTT TRUST 1-15H	3505123859	20	006N	006W	GRADY	CONTINENTAL RESOURCES INC	18.042047%	-2.246094%	15.795953%	0.01224315%	3,517.46
814852	SCOUT 1-20H	3505123859	20	006N	006W	GRADY	MARATHON OIL COMPANY	18.070104%	0.000000%	18.070104%	0.00553449%	1,590.06
182570	SE CURTY BROMIDE SU TR 3(SOLD)	#	11	005N	004W	MCCLAIN	CONTINENTAL RESOURCES INC	Not Available	None Known	Not Available	0.0000501%	1.44
182600	SE CURTY BROMIDE SU TR 6(SOLD)	#	3	005N	004W	MCCLAIN	CONTINENTAL RESOURCES INC	Not Available	None Known	Not Available	0.00027918%	80.21
182610	SE CURTY BROMIDE SU TR 7(SOLD)	#	10	005N	004W	MCCLAIN	CONTINENTAL RESOURCES INC	Not Available	None Known	Not Available	0.00009762%	28.05
182550	SECURITY BROMIDE SU TR 1(SO)	3501120209	16	019N	010W	BLAINE	CONTINENTAL RESOURCES INC	12.812500%	0.000000%	12.812500%	0.00009462%	27.18
182560	SECURITY BROMIDE SU TR 2(SOLD)	3509345017	12	020N	011W	MAJOR	CONTINENTAL RESOURCES INC	12.500000%	0.000000%	12.500000%	0.00009076%	26.08
182580	SECURITY BROMIDE SU TR 4(SOLD)	3509322607	7	020N	011W	MAJOR	CONTINENTAL RESOURCES INC	18.748740%	0.000000%	18.748740%	0.0001272%	3.66
182590	SECURITY BROMIDE SU TR 5(SOLD)	3500330012	33	024N	011W	ALFALFA	CONTINENTAL RESOURCES INC	14.843750%	0.000000%	14.843750%	0.00023498%	67.51
800630	SEELKE #1-36	3501520547	8	012N	012W	CADDO	CONTINENTAL RESOURCES INC	Not Available	None Known	Not Available	0.00176425%	506.87
450170	SEIBEL 1-12 (PLUGGED)	3501123451	15	014N	012W	BLAINE	CONTINENTAL RESOURCES INC	18.750000%	0.000000%	18.750000%	0.32253665%	92,664.78
450171	SEIBEL 2-12	3502921006	17	002N	010E	COAL	CONTINENTAL RESOURCES INC	12.500000%	0.000000%	12.500000%	0.04369103%	12,552.43
198000	SEIFERT PAUL 1-33(SOLD)	3501121522	23	016N	010W	BLAINE	TWENTY/TWENTY OIL & GAS INC	12.500000%	0.000000%	12.500000%	0.18767231%	53,918.26
520630	SEWARD 1-8	3504520991	5	016N	023W	ELLIS	CONTINENTAL RESOURCES INC	18.850697%	-0.130208%	18.720489%	0.05469310%	15,713.33
210715	SEYLER 1-15	3504512084	5	016N	023W	ELLIS	CONTINENTAL RESOURCES INC	18.850697%	-0.130208%	18.720489%	0.01610212%	4,626.14
207053	SEYMOUR 1-17H	3504521033	5	016N	023W	ELLIS	CONTINENTAL RESOURCES INC	19.301760%	0.000000%	19.301760%	0.02386983%	6,857.80
649580	SHAFFER 1-23	3504521088	5	016N	023W	ELLIS	HOLLOWAY MARK INC	12.785710%	0.000000%	12.785710%	0.00021240%	61.02
708982	SHAHAN 1-5 (PLUGGED)	3504520991	5	016N	023W	ELLIS	WHEATLAND OIL COMPANY	Not Available	None Known	Not Available	0.00084344%	242.32
748362	SHAHAN 2-5 (SOLD)	3504512084	5	016N	023W	ELLIS	ENDEAVOR ENERGY RESOURCES LP	16.386920%	0.000000%	16.386920%	0.00181280%	520.82
727952	SHAHAN 3-5(SOLD)	3504521033	5	016N	023W	ELLIS	ENDEAVOR ENERGY RESOURCES LP	14.023810%	0.000000%	14.023810%	0.00047561%	136.64
722932	SHAHAN 4-5(SOLD)	3504521088	5	016N	023W	ELLIS	ENDEAVOR ENERGY RESOURCES LP	16.386920%	0.000000%	16.386920%	0.00047561%	136.64
206700	SHAKLEE 1-30H	3506323932	30	004N	010E	HUGHES	CONTINENTAL RESOURCES INC	18.750000%	0.000000%	18.750000%	0.14503441%	41,668.39
207225	SHAKLEE 2-30H	3506324121	30	004N	010E	HUGHES	CONTINENTAL RESOURCES INC	18.750000%	0.000000%	18.750000%	0.11130344%	31,977.48
207226	SHAKLEE 3-30H	3506324122	30	004N	010E	HUGHES	CONTINENTAL RESOURCES INC	18.750000%	0.000000%	18.750000%	0.07765708%	22,310.88
800370	SHANNONHOUSE #1(SOLD)	3513320797	15	006N	009E	SEMINOLE	CONTINENTAL RESOURCES INC	Not Available	None Known	Not Available	0.01234616%	3,547.05
805095	SHARBER	3505123912	12	006N	005W	GRADY	CONTINENTAL RESOURCES INC	18.983026%	-0.001221%	18.983026%	0.00604226%	1,735.94
212587	SHAW 1-12H	3505123912	12	006N	005W	GRADY	CONTINENTAL RESOURCES INC	Not Available	None Known	Not Available	0.00604226%	1,735.94
800960	SHELBY #1-17	3500320937	26	024N	011W	ALFALFA	CONTINENTAL RESOURCES INC	Not Available	None Known	Not Available	0.13149839%	37,779.49
802780	SHELBY(SOLD)	3503922458	1	015N	014W	CUSTER	CONTINENTAL RESOURCES INC	Not Available	None Known	Not Available	0.00036224%	104.07
763150	SHEPARD 2-26(SOLD)	3501926086	31	003S	003W	CARTER	OKLAHOMA OIL & GAS MGMT INC	12.500000%	0.000000%	12.500000%	0.00497749%	1,430.03
210812	SHIFFLET 1-15-36KH	3501926086	31	003S	003W	CARTER	CONTINENTAL RESOURCES INC	19.021806%	-1.419247%	17.602559%	0.0191716%	5,492.36
213034	SHOCKEY 1-32(SOLD)	#	32	008N	005W	GRADY	CONTINENTAL RESOURCES INC	18.810043%	-0.073242%	18.736801%	0.05539501%	15,914.99
802585	SHOCKEY 1-32(SOLD)	3501123262	33	017N	012W	BLAINE	ENERVEST OPERATING LLC	18.983848%	-3.216330%	15.767518%	0.00057785%	166.02
208440	SHOEMAKER 1-33	3501123467	33	017N	012W	BLAINE	CONTINENTAL RESOURCES INC	18.750000%	-1.660323%	17.089677%	0.06433659%	18,483.90
210683	SHORTYS PLACE 1-2XH	3501123467	2	015N	011W	BLAINE	CONTINENTAL RESOURCES INC	18.840255%	-0.203177%	18.637078%	0.06729512%	19,333.89
208106	SHREWER 1-22H	3504522758	22	018N	004W	ELLIS	CONTINENTAL RESOURCES INC	18.676758%	0.000000%	18.676758%	0.02850344%	8,189.04
214351	SIKES 1-31H	3513727303	31	001N	004W	STEPHENS	CONTINENTAL RESOURCES INC	18.349610%	-8.453115%	9.896495%	0.02593017%	7,449.74
210667	SIMMS 1-32H	3505123583	32	007N	005W	GRADY	CONTINENTAL RESOURCES INC	18.785736%	0.000000%	18.785736%	0.06866637%	19,727.85
805030	SIMONS 1-16	3509320942	16	022N	010W	MAJOR	CONTINENTAL RESOURCES INC	12.892200%	-0.597275%	12.294925%	0.03264405%	9,372.63
201260	SINCLAIR 1-21 NO LONGER USED	#	21	017N	012W	MAJOR	CONTINENTAL RESOURCES INC	16.718749%	-5.000000%	11.718749%	0.00181793%	522.29

Exhibit 5

Strack v Continental Resources Inc.
 Report of the Allocation of the Net Sub-Class 1 Settlement to the Class Well Level
 (Sorted by Well)

Gross Sub-Class 1 Payment \$ 49,800,000.00
 Less Attorneys' Fees \$ (19,920,000.00)
 Less Class Rep Award \$ (400,000.00)
 Less Lit & Admin Expenses \$ (750,000.00)
 Less GPT \$ -
 Net Sub-Class 1 Settlement Payment for Allocation to the Well Level (and Payment to Sub-Class 1 Members) \$ 28,730,000.00

*Note: the total royalty burden and applicable excluded and opt-out royalty burdens were obtained from information provided by Continental. If these burdens were not available, it is noted in the Total Royalty Burden column above.

CLR WELL NO.	Well Name	API NO. if available	SEC	TWN	RANGE	COUNTY	Operator	Total Royalty Burden if provided*	Identified Excluded and Opt-Out Royalty Burden*	Calculated Sub-Class 1 Royalty Burden to be Used in Allocation to Each Class Member in the Well*	Percentage of Net Sub-Class 1 Settlement Allocated to Each Sub-Class 1 Well for Distribution to Class Members	Net Sub-Class 1 Amount Allocated to Each Sub-Class 1 Well for Further Allocation & Distribution to the Class Members in the Well
212119	SINGER 1-18-7XH	3505123665	18	004N	005W	GRADY	CONTINENTAL RESOURCES INC	19.619341%	-1.245771%	18.373570%	0.24039177%	\$ 69,064.56
213649	SINGER 2-18-7XH	3505123778	18	004N	005W	GRADY	CONTINENTAL RESOURCES INC	19.770639%	-1.505648%	18.264991%	0.04544574%	\$ 13,056.56
815636	SINGLETON TRUST 2-36H	3505123911	36	006N	008W	GRADY	UNIT PETROLEUM COMPANY	19.037750%	0.000000%	19.037750%	0.02224504%	\$ 6,391.00
810310	SISTER JOAN MARY #1	3501926139	19	003S	003W	GARVIN	CONTINENTAL RESOURCES INC	Not Available	None Known	Not Available	0.00257320%	\$ 739.28
214462	SKELTON 1-22-15XH	3504925007	22	002N	003W	CARTER	CONTINENTAL RESOURCES INC	15.063419%	-1.109495%	13.953924%	0.01694315%	\$ 4,867.77
213307	SKYE 1-19-18-7XH	3501926139	19	003S	003W	CARTER	CONTINENTAL RESOURCES INC	18.613961%	-0.193848%	18.420113%	0.04370526%	\$ 12,556.52
805795	SLAZENGER 1-8	3509324416	8	020N	010W	MAJOR	CHESAPEAKE OPERATING INC	12.500000%	0.000000%	12.500000%	0.01737405%	\$ 4,991.57
485580	SLOAN 1-32 (PLUGGED)	3500320409	32	024N	012W	ALFALFA	CONTINENTAL RESOURCES INC	12.500000%	0.000000%	12.500000%	0.02592486%	\$ 7,448.21
454190	SLOAN A 2-8	3500320233	8	023N	012W	ALFALFA	ANADARKO PETROLEUM CORPORATION	18.750000%	0.000000%	18.750000%	0.02160449%	\$ 6,206.97
454740	SLOAN B 1-17	3500320223	17	023N	012W	ALFALFA	CONTINENTAL RESOURCES INC	12.500000%	0.000000%	12.500000%	0.07082273%	\$ 20,347.37
454750	SLOAN C 2-17	3500320231	17	023N	012W	ALFALFA	CONTINENTAL RESOURCES INC	12.500000%	0.000000%	12.500000%	0.01242865%	\$ 3,570.75
457910	SLOAN C 2-17	3500320258	17	023N	012W	ALFALFA	CONTINENTAL RESOURCES INC	18.750000%	0.000000%	18.750000%	0.02273099%	\$ 6,530.61
805990	SMITH 1-21	3509322492	10	022N	010W	MAJOR	CONTINENTAL RESOURCES INC	Not Available	None Known	Not Available	0.00129417%	\$ 371.82
750710	SMITH, ERVIE 1-10(PLUGGED)	3508321991	36	015N	004W	LOGAN	FOREMAN ENTERPRISES INC	18.750000%	0.000000%	18.750000%	0.00265049%	\$ 761.49
738240	SMITH, K & V 2-36(SOLD)						CONTINENTAL RESOURCES INC	18.750000%	0.000000%	18.750000%	0.01250879%	\$ 3,593.78
801290	SMITH, MALEN UNIT(SOLD)						CONTINENTAL RESOURCES INC	Not Available	None Known	Not Available	0.00132817%	\$ 381.58
810720	SNIDER #1-36	3501123178	2	016N	012W	BLAINE	CONTINENTAL RESOURCES INC	Not Available	None Known	Not Available	0.00170821%	\$ 2,042.19
805845	SNOOPY 1-2	3503920841	18	012N	016W	CUSTER	RANGE PRODUCTION COMPANY	Not Available	None Known	Not Available	0.00479792%	\$ 1,378.44
802190	SOAR 1-18	3501123178	2	016N	012W	BLAINE	CHESAPEAKE OPERATING INC	Not Available	None Known	Not Available	0.06944682%	\$ 19,952.07
800151	SOLOMON #1-29 (MISS)(SOLD)	3501907962	6	005S	001W	CARTER	CONTINENTAL RESOURCES INC	14.606240%	-3.656390%	10.959850%	0.00001376%	\$ 3.95
800420	SOLOMON #1-29 (RF)(SOLD)						CONTINENTAL RESOURCES INC	Not Available	None Known	Not Available	0.00001376%	\$ 3.95
505200	SOUTHWEST LONE GROVE SAND UNIT	3501120156	31	015N	012W	BLAINE	CONTINENTAL RESOURCES INC	Not Available	None Known	Not Available	0.17630411%	\$ 50,652.17
811135	SOUTHWEST LONE GROVE SAND UNIT	3501907962	6	005S	001W	CARTER	CONTINENTAL RESOURCES INC	Not Available	None Known	Not Available	0.00251844%	\$ 723.55
810196	SPANGIER #1-8	3501907962	6	005S	001W	CARTER	CONTINENTAL RESOURCES INC	Not Available	None Known	Not Available	0.00455818%	\$ 1,309.57
210808	SPARKS 1-27H	3505123668	27	006N	005W	GRADY	CONTINENTAL RESOURCES INC	19.053561%	-0.346192%	18.707369%	0.03244818%	\$ 9,322.36
778120	SPEAR 1-8(SOLD)	3501722171	8	013N	008W	CANADIAN	QUANTUM RESOURCES MANAGEMENT LLC	18.984380%	0.000000%	18.984380%	0.00383200%	\$ 1,100.93
800088	SPENCER 10-2(SOLD)	3507323242	10	017N	008W	KINGFISHER	GRIFFIN RESOURCES LLC	12.500000%	0.000000%	12.500000%	0.02811423%	\$ 8,077.22
811300	SPESS FARMS 1-14	3515122774	18	023N	014W	WOODS	CONTINENTAL RESOURCES INC	Not Available	None Known	Not Available	0.02612435%	\$ 7,505.52
811515	SPICE 1-18	3504730169	3	021N	008W	GARFIELD	CRAWLEY PETROLEUM CORPORATION	12.500698%	0.000000%	12.500698%	0.03829776%	\$ 11,002.95
801320	SPOHRER, RALPH T #3(SOLD)						CONTINENTAL RESOURCES INC	Not Available	None Known	Not Available	0.00380327%	\$ 1,092.68
801330	SPOHRER, RALPH T #4(SOLD)						CONTINENTAL RESOURCES INC	Not Available	None Known	Not Available	0.01846463%	\$ 5,304.89
801300	SPOHRER, RALPH T 1(SOLD)						CONTINENTAL RESOURCES INC	Not Available	None Known	Not Available	0.05871947%	\$ 16,870.10
805340	SPRAGINS #1-10	3505123715	9	006N	006W	GRADY	CONTINENTAL RESOURCES INC	18.556445%	0.000000%	18.556445%	0.00102341%	\$ 294.02
213041	SPRAY 1-9H	3505123715	9	006N	006W	GRADY	CONTINENTAL RESOURCES INC	18.750000%	0.000000%	18.750000%	0.06517432%	\$ 18,724.58
805100	SPRINGDALE W/F TR7	3505123551	14	009N	008W	GRADY	CONTINENTAL RESOURCES INC	12.500000%	0.000000%	12.500000%	0.0004093%	\$ 11.76
210055	SQUIRES UNIT 17-1(SOLD)	#	17	018N	017W	DEWEY	CHESAPEAKE OPERATING INC	18.896033%	-0.029151%	18.866882%	0.00270291%	\$ 776.55
214738	SS STANDRIDGE 1-4H	3505123920	4	006N	006W	GRADY	CONTINENTAL RESOURCES INC	Not Available	None Known	Not Available	0.00015776%	\$ 45.32
800078	ST. JOSEPH DECLERCK #1-3(SOLD)	3505123574	32	008N	006W	GRADY	CONTINENTAL RESOURCES INC	21.006708%	-0.207568%	20.799140%	0.02705920%	\$ 7,774.11
800280	ST. JOSEPH DECLERCK #2-3(SOLD)	3507324540	2	015N	009W	KINGFISHER	CHESAPEAKE OPERATING INC	13.123974%	0.000000%	13.123974%	0.01339082%	\$ 3,847.48
800290	ST. JOSEPH DECLERCK #3-3(SOLD)	3507324579	2	015N	009W	KINGFISHER	CHESAPEAKE OPERATING INC	13.123974%	0.000000%	13.123974%	0.00377378%	\$ 1,084.21
800300	ST. JOSEPH DECLERCK #4-3(SOLD)	#	21	021N	009W	MAJOR	CONTINENTAL RESOURCES INC	18.750001%	0.000000%	18.750001%	0.13170987%	\$ 37,840.24
210026	STANDRIDGE 1-32H	3509323676	21	021N	009W	MAJOR	CONTINENTAL RESOURCES INC	18.750001%	0.000000%	18.750001%	0.01836088%	\$ 5,275.08
805705	STANGL 1-2	3507322366	9	019N	008W	KINGFISHER	CONTINENTAL RESOURCES INC	12.500000%	0.000000%	12.500000%	0.14391159%	\$ 41,345.80

Exhibit 5

Strack v Continental Resources Inc.
Report of the Allocation of the Net Sub-Class 1 Settlement to the Class Well Level
(Sorted by Well)

Gross Sub-Class 1 Payment \$ 49,800,000.00
Less Attorneys' Fees \$ (19,920,000.00)
Less Class Rep Award \$ (400,000.00)
Less Lit & Admin Expenses \$ (750,000.00)
Less GPT \$ -
Net Sub-Class 1 Settlement Payment for Allocation to Sub-Class 1 Members \$ 28,730,000.00

*Note: the total royalty burden and applicable excluded and opt-out royalty burdens were obtained from information provided by Continental. If these burdens were not available, it is noted in the Total Royalty Burden column above.

CLR WELL NO.	Well Name	API NO. if available	SEC	TWN	RANGE	COUNTY	Operator	Total Royalty Burden if provided*	Identified Excluded and Opt-Out Royalty Burden*	Calculated Sub-Class 1 Royalty Burden to be Used in Allocation to Each Class Member in the Well*	Percentage of Net Sub-Class 1 Settlement Allocated to Each Sub-Class 1 Well for Distribution to Class Members	Net Sub-Class 1 Amount Allocated to Each Sub-Class 1 Well for Further Allocation & Distribution to the Class Members in the Well
794160	STARR 1-9(PLUGGED)	350732738	9	016N	008W	KINGFISHER	WHEATLAND OIL COMPANY	18.750000%	0.000000%	18.750000%	0.01061628%	3,050.06
794151	STARR 2-9 (SOLD)	3507323955	9	016N	008W	KINGFISHER	SWEETWATER EXPLORATION LLC	18.750000%	0.000000%	18.750000%	0.01787613%	5,135.81
800140	STATE 13 #1 (ALFAFA)(SOLD)						CONTINENTAL RESOURCES INC	Not Available	None Known	Not Available	0.00431072%	1,238.47
10000005	STATE 1-33						COMBINED RESOURCES	18.750000%	-18.750000%	0.000000%	0.00084156%	241.78
570390	STATE 16-1 & 16-2 (SOLD)	3500320666	16	023N	12W	MAJOR	WESTSTAR OIL & GAS INC	18.750000%	-18.750000%	0.000000%	0.00000000%	-
750840	STATE B 1-16(PLUGGED)	3507323563	16	018N	009W	KINGFISHER	CONTINENTAL RESOURCES INC	18.750000%	-18.750000%	0.000000%	0.00000000%	-
724590	STATE D 1-36(PLUGGED)	3509322347	36	023N	015W	MAJOR	CONTINENTAL RESOURCES INC	17.114250%	-6.559260%	10.554990%	0.00622525%	1,788.51
546010	STATE TARA 1-16	3501122597	16	016N	011W	BLAINE	CONTINENTAL RESOURCES INC	18.750000%	-14.062500%	4.687500%	0.00138679%	398.42
618670	STAUDE 1-20 (PLUGGED)	3507322445	20	016N	006W	KINGFISHER	CONTINENTAL RESOURCES INC	15.234380%	0.000000%	15.234380%	0.03726905%	10,707.40
213148	STEELMAN 1-18-7XH	3505123841	18	007N	006W	GRADY	CONTINENTAL RESOURCES INC	18.661396%	0.000000%	18.661396%	0.02381672%	6,842.54
950300	STIERS 2-11	3504322511	11	017N	017W	DEWEY	CONTINENTAL RESOURCES INC	12.513382%	-0.898974%	11.614408%	0.00797139%	22,975.78
803380	STIERS UNIT 1-11						CONTINENTAL RESOURCES INC	Not Available	None Known	Not Available	0.0118311%	339.91
800152	STELLA #1-29 (MISS)(SOLD)						CONTINENTAL RESOURCES INC	Not Available	None Known	Not Available	0.00020167%	57.94
810160	STEVENS #22-1						CONTINENTAL RESOURCES INC	Not Available	None Known	Not Available	0.00191633%	550.56
960220	STEVENS 1-35 (SOLD)	3512121936	35	008N	016E	PITTSBURG	CANAAN RESOURCES X LLC	19.627504%	-0.365627%	19.261877%	0.02775344%	7,973.56
802000	STEWART RANCH 1-34-27XH	3505123756	34	008N	007W	GRADY	CONTINENTAL RESOURCES INC	18.483250%	-0.508755%	17.974495%	0.02014339%	5,787.20
810162	STORM #1						CONTINENTAL RESOURCES INC	Not Available	None Known	Not Available	0.00763176%	2,192.60
480620	STORM 1-12(SOLD)	3507321564	12	017N	008W	KINGFISHER	BECK RESOURCES INC	12.500000%	0.000000%	12.500000%	0.01883096%	5,410.13
810163	STOTTS #6-1						CONTINENTAL RESOURCES INC	Not Available	None Known	Not Available	0.00262559%	754.33
810580	STRACK #1-20						CONTINENTAL RESOURCES INC	Not Available	None Known	Not Available	0.0160513%	461.15
980340	STRACK 1-28	3501122804	28	017N	011W	BLAINE	CONTINENTAL RESOURCES INC	21.217732%	-5.859376%	15.358356%	0.07238691%	20,796.76
597460	STRACK, OTTO 1-10	3501121012	10	016N	010W	BLAINE	CONTINENTAL RESOURCES INC	12.500000%	0.000000%	12.500000%	0.05142833%	14,773.72
790690	STRECKER 1-13	3509322706	13	021N	015W	MAJOR	BRG PRODUCTION COMPANY	18.750000%	0.000000%	18.750000%	0.02256531%	737.01
870140	STRICKLAND 2-12(PLUGGED)	3505921487	12	028N	021W	HARPER	CONTINENTAL RESOURCES INC	Not Available	None Known	Not Available	0.00251002%	48,146.68
810164	STRINGER #1-2						CONTINENTAL RESOURCES INC	Not Available	None Known	Not Available	0.01058485%	3,040.88
810955	STROUD #2						CONTINENTAL RESOURCES INC	Not Available	None Known	Not Available	0.00033100%	95.10
810165	STUCK #1 (PLUGGED)	3509323782	4	020N	009W	MAJOR	CONTINENTAL RESOURCES INC	Not Available	None Known	Not Available	0.06195048%	132,718.37
930190	STURGEON 1-4	3509324622	4	020N	009W	MAJOR	CONTINENTAL RESOURCES INC	20.000000%	0.000000%	20.000000%	0.17424936%	50,076.21
206468	STURGEON 2-4	3509320444	3	020N	009W	MAJOR	CONTINENTAL RESOURCES INC	20.000000%	0.000000%	20.000000%	0.24234102%	69,624.58
810167	SUIT 1-3	3509324557	3	020N	009W	MAJOR	CONTINENTAL RESOURCES INC	16.406250%	0.000000%	16.406250%	0.26865380%	77,184.24
206528	SUIT 2-3						CONTINENTAL RESOURCES INC	Not Available	None Known	Not Available	0.00030834%	88.59
185726	SUIT, JOHN 1						CONTINENTAL RESOURCES INC	Not Available	None Known	Not Available	0.0063646%	182.86
800031	SUMPTER 27 #1(SOLD)						CONTINENTAL RESOURCES INC	12.500000%	0.000000%	12.500000%	0.20489537%	58,866.44
396180	SUNDERMAN 1-7	3509320396	7	021N	013W	MAJOR	CONTINENTAL RESOURCES INC	12.500000%	0.000000%	12.500000%	0.01263375%	3,629.68
802000	SUNDERMAN 1-8(PLUGGED)	3509321636	8	021N	013W	MAJOR	CONTINENTAL RESOURCES INC	12.500000%	0.000000%	12.500000%	0.00164873%	473.68
800163	SUNFLOWER #18(SOLD)						CHESAPEAKE OPERATING INC	12.499977%	0.000000%	12.499977%	0.08296507%	23,835.86
805110	SW ANTIPOCH GIBSON SAND UNIT	3504939329	31	003N	002W	GARVIN	CONTINENTAL RESOURCES INC	Not Available	None Known	Not Available	0.00368972%	1,060.06
805105	SW WEWOKA UNIT (C PALMER)	3515330010	20	023N	017W	WOODWARD	CONTINENTAL RESOURCES INC	Not Available	None Known	Not Available	0.01958031%	5,625.42
802000	SWAIN UNIT 1(SOLD)	3505123813	2	003N	005W	GRADY	CONTINENTAL RESOURCES INC	19.910504%	-1.308927%	18.601577%	0.22828346%	65,585.84
803990	SWART #2-15	3504924930	31	003N	004W	STEPHENS	CONTINENTAL RESOURCES INC	Not Available	None Known	Not Available	0.0068360%	1,834.01
214243	SWART 1-2H	3504323253	27	016N	015W	DEWEY	CONTINENTAL RESOURCES INC	18.971680%	-3.543091%	15.428589%	0.17929105%	51,510.32
212241	SWAMPSON 1-6H	3505123941	23	003N	005W	GRADY	CONTINENTAL RESOURCES INC	17.666502%	-0.356682%	17.309820%	0.00918051%	2,637.56
810168	T&T #1						CONTINENTAL RESOURCES INC	Not Available	None Known	Not Available	0.00124365%	337.30
210476	TAGGE 1-27H	3501123427	13	015N	011W	BLAINE	CONTINENTAL RESOURCES INC	19.205724%	0.000000%	19.205724%	0.03074662%	8,833.50
214760	TANNENBAUM 1-23H	3501926003	35	003S	003W	CARTER	CONTINENTAL RESOURCES INC	18.715211%	-0.208507%	18.506714%	0.07229280%	20,769.72
810169	TANNER #1	3501926099	9	003S	003W	CARTER	CONTINENTAL RESOURCES INC	18.669607%	0.000000%	18.669607%	0.00351502%	1,009.87
210340	TANNER 1-13H	3506324022	5	005N	010E	HUGHES	CONTINENTAL RESOURCES INC	17.628233%	-2.352559%	17.268233%	0.03391314%	38,473.25
212645	TAYLOR MADE 1-35-26KH						XTO ENERGY INC	19.666607%	0.000000%	19.666607%	0.00351502%	1,009.87
815190	TEAFATILLER 1-9H						CONTINENTAL RESOURCES INC	18.669607%	0.000000%	18.669607%	0.00351502%	1,009.87
207125	TED 1-5H						CONTINENTAL RESOURCES INC	17.628233%	-2.352559%	17.268233%	0.03391314%	38,473.25

Exhibit 5

Strack v Continental Resources Inc.
Report of the Allocation of the Net Sub-Class 1 Settlement to the Class Well Level
(Sorted by Well)

Gross Sub-Class 1 Payment \$ 49,800,000.00
Less Attorneys' Fees \$ (19,920,000.00)
Less Class Rep Award \$ (400,000.00)
Less Lit & Admin Expenses \$ (750,000.00)
Less GPT \$ -
Net Sub-Class 1 Settlement Payment for Allocation to the Well Level (and Payment to Sub-Class 1 Members) \$ 28,730,000.00

*Note: the total royalty burden and applicable excluded and opt-out royalty burdens were obtained from information provided by Continental. If these burdens were not available, it is noted in the Total Royalty Burden column above.

CLR WELL NO.	Well Name	API NO. if available	SEC	TWN	RANGE	COUNTY	Operator	Total Royalty Burden if provided*	Identified Excluded and Opt-Out Royalty Burden*	Calculated Sub-Class 1 Royalty Burden to be Used in Allocation to Each Class Member in the Well*	Percentage of Net Sub-Class 1 Settlement Allocated to Each Sub-Class 1 Well for Distribution to Class Members	Net Sub-Class 1 Amount Allocated to Each Sub-Class 1 Well for Further Allocation & Distribution to the Class Members in the Well
812656	TEEL 1-17H	3501123446	17	016N	013W	BLAINE	CHESAPEAKE OPERATING LLC	18.984376%	0.000000%	18.984376%	0.00229080%	658.15
910240	TERRY 1-34(PLUGGED)	3509323679	34	021N	010W	MAJOR	CONTINENTAL RESOURCES INC	16.156683%	-2.918837%	13.237846%	0.0690663%	19,851.46
213864	TEXOMA 1-26-35XH	3501926058	26	005S	003W	CARTER	CONTINENTAL RESOURCES INC	17.267427%	-0.400550%	16.866877%	0.01222956%	3,513.55
803470	THARP 1-16	3503920437	16	014N	016W	CUSTER	CONTINENTAL RESOURCES INC	17.041090%	-0.878910%	16.162180%	0.0589469%	16,949.17
808040	THOMAS 1-31H						CONTINENTAL RESOURCES INC	Not Available	None Known	Not Available	0.00011333%	32.56
810170	THOMAS #2 (12)						CONTINENTAL RESOURCES INC	Not Available	None Known	Not Available	0.00119745%	344.03
490190	THOMAS 12-1	3500320441	12	023N	012W	ALFAIFA	CONTINENTAL RESOURCES INC	12.500000%	0.000000%	12.500000%	0.01341814%	3,855.03
802450	THOMAS 1-27(SOLD 6/2010)	3505121820	27	007N	007W	GRADY	CONTINENTAL RESOURCES INC	13.865608%	-13.851804%	0.013804%	0.0000001%	0.00
712300	THOMAS A 1-2	3500320186	2	023N	012W	ALFAIFA	CONTINENTAL RESOURCES INC	12.972658%	-1.418000%	11.54658%	0.00029597%	85.03
451850	THOMAS B 2-9	3500320209	9	023N	012W	ALFAIFA	CONTINENTAL RESOURCES INC	12.500000%	0.000000%	12.500000%	0.15951345%	45,828.21
451860	THOMAS C 1-2	3500320201	2	023N	012W	ALFAIFA	CONTINENTAL RESOURCES INC	12.500000%	0.000000%	12.500000%	0.00289490%	831.71
802300	THOMPSON, NATOL #1-6(SOLD)	802300					CONTINENTAL RESOURCES INC	Not Available	None Known	Not Available	0.0022733%	689.91
197360	THOMPSON-WINCHESTER 1	3504730009	29	023N	006W	GARFIELD	CONTINENTAL RESOURCES INC	13.941000%	0.000000%	13.941000%	0.12188401%	35,017.28
213855	THURSTON 1-35H	3505123882	35	006N	006W	GRADY	CONTINENTAL RESOURCES INC	18.784432%	-0.077125%	18.707307%	0.03462479%	9,947.70
810172	TILBUR STAR #1						CONTINENTAL RESOURCES INC	Not Available	None Known	Not Available	0.00110994%	318.89
800760	TODD #1 & #2 (SOLD)	3501520399	12	009N	009W	CADDO	CONTINENTAL RESOURCES INC	Not Available	None Known	Not Available	0.00516021%	1,482.53
801580	TOHO STATE UNIT 1(SOLD)						TREPCO PRODUCTION COMPANY INC	18.750384%	-18.750384%	0.000000%	0.00000000%	-
840001	TOM 1-11(SOLD)	3510920908	11	012N	001E	OKLAHOMA	BREWER CARROLL L	17.586820%	-0.625030%	16.961790%	0.00320504%	920.81
809035	TOMLINSON 1H-23						CONTINENTAL RESOURCES INC	Not Available	None Known	Not Available	0.00103742%	298.05
210464	TOMAS 1-21XH	3501123454	21	016N	010W	BLAINE	CONTINENTAL RESOURCES INC	18.840706%	0.000000%	18.840706%	0.09326370%	26,794.66
250040	TOWLE 1&2 (PLUGGED)						CONTINENTAL RESOURCES INC	12.500000%	0.000000%	12.500000%	0.00016446%	47.25
250050	TOWLE B 1 (PLUGGED)						CONTINENTAL RESOURCES INC	13.216150%	0.000000%	13.216150%	0.0090275%	259.36
250190	TOWLE GAS UNIT 1(SOLD)	3500736029	26	001N	026E	BEAVER	TEX-OK ENERGY LP	13.037110%	0.000000%	13.037110%	0.12386954%	35,587.72
250191	TOWLE GAS UNIT 2(SOLD)	3500723069	26	001N	026E	BEAVER	CONTINENTAL RESOURCES INC	13.037110%	0.000000%	13.037110%	0.04365939%	12,543.34
250100	TOWLE-JONES 1 (PLUGGED)						CONTINENTAL RESOURCES INC	12.500000%	0.000000%	12.500000%	0.00039760%	114.23
207228	TRAYLOR 1-18	3502921045	18	002N	010E	COAL	CONTINENTAL RESOURCES INC	19.116308%	0.000000%	19.116308%	0.01366988%	3,927.38
206577	TRIGGER 1-35	3501123195	35	014N	012W	BLAINE	CONTINENTAL RESOURCES INC	18.195550%	0.000000%	18.195550%	0.04584448%	13,171.12
810174	TRIM UNIT #2-5						CONTINENTAL RESOURCES INC	Not Available	None Known	Not Available	0.0018569%	53.35
212569	TRIPLE RIMMER 1-35-26XH	3505123741	35	007N	005W	GRADY	CONTINENTAL RESOURCES INC	19.496856%	-0.065470%	19.431385%	0.04808699%	13,815.39
210463	TROOK 1-1H	3504323180	1	016N	014W	DEWEY	CONTINENTAL RESOURCES INC	18.815863%	-1.188608%	17.627255%	0.06470975%	18,591.11
805360	TROYER #1						CONTINENTAL RESOURCES INC	Not Available	None Known	Not Available	0.00498107%	1,431.06
691320	TRUITT 1-20 (PLUGGED)	3509322255	20	023N	010W	MAJOR	CONTINENTAL RESOURCES INC	12.500000%	0.000000%	12.500000%	0.03280318%	9,424.35
423510	TRUITT 1-33 & 2-33(SOLD)	3507320537	33	019N	005W	KINGFISHER	S & G OPERATING LLC	12.500000%	0.000000%	12.500000%	0.02992231%	8,596.68
802730	TRUITT A (SOLD)						CONTINENTAL RESOURCES INC	Not Available	None Known	Not Available	0.00035477%	101.92
526000	TRUITT, D.J. 1-20 (SOLD)	3509330142	20	023N	010W	MAJOR	CONTINENTAL RESOURCES INC	Not Available	None Known	Not Available	0.03211968%	9,227.98
606200	TRUST 1-23	3501722145	23	012N	007W	CANADIAN	CONTINENTAL RESOURCES INC	16.840300%	-0.50670%	16.334630%	0.05431765%	15,605.46
889130	TRUST 1-24(SOLD 10/2001)	3513922039	24	005N	010E	TEXAS	LONE STAR RESOURCES COMPANY	18.750000%	0.000000%	18.750000%	0.00081911%	235.33
889131	TRUST 2-24(PLUGGED)	3513922283	24	005N	010E	TEXAS	LONE STAR RESOURCES COMPANY	18.750000%	0.000000%	18.750000%	0.00146809%	421.78
207349	TUCKER 2-26H	3506324036	26	004N	009E	HUGHES	CONTINENTAL RESOURCES INC	18.792724%	-0.494385%	18.298339%	0.13376522%	38,430.75
830060	TUCKER A 26A-4						CONTINENTAL RESOURCES INC	Not Available	-0.439453%	18.353271%	0.00143038%	410.95
810175	TURNER #1-32	3506323728	26	004N	009E	HUGHES	CONTINENTAL RESOURCES INC	Not Available	None Known	Not Available	0.00479094%	1,376.44
810176	TURNER #2						CONTINENTAL RESOURCES INC	Not Available	None Known	Not Available	0.00025588%	73.51
810177	TYMAX 1-35RXH	3505123961	35	005N	006W	GRADY	CONTINENTAL RESOURCES INC	Not Available	None Known	Not Available	0.00234718%	674.34
816229	TYSON 1-16H	3506324110	16	004N	009E	HUGHES	MARATHON OIL COMPANY	12.591890%	0.000000%	12.591890%	0.01008341%	2,896.96
207471	UNBELHAUEN-HEIN #1	3501123171	30	017N	011W	BLAINE	CONTINENTAL RESOURCES INC	18.749997%	-1.001953%	17.748044%	0.08490232%	24,392.44
805915	UNBELHAUEN-HEIN #1						CONTINENTAL RESOURCES INC	Not Available	0.000000%	9.632235%	0.02738292%	7,867.11
795000	UNDERWOOD #2-1						CONTINENTAL RESOURCES INC	Not Available	None Known	Not Available	0.00035649%	102.42
810178	USHER 1H-32						CONTINENTAL RESOURCES INC	Not Available	None Known	Not Available	0.00752267%	2,161.26
807945	VADA #1-21						CONTINENTAL RESOURCES INC	Not Available	None Known	Not Available	0.00001428%	4.10
810770	VADA #1-21						CONTINENTAL RESOURCES INC	Not Available	None Known	Not Available	0.00876886%	2,519.29

Exhibit 5

Strack v Continental Resources Inc.
 Report of the Allocation of the Net Sub-Class 1 Settlement to the Class Well Level
 (Sorted by Well)

Gross Sub-Class 1 Payment \$ 49,800,000.00
 Less Attorneys' Fees \$ (19,920,000.00)
 Less Class Rep Award \$ (400,000.00)
 Less Lit & Admin Expenses \$ (750,000.00)
 Less GPT \$ -
 Net Sub-Class 1 Settlement Payment for Allocation to Sub-Class 1 Members \$ 28,730,000.00

*Note: the total royalty burden and applicable excluded and opt-out royalty burdens were obtained from information provided by Continental. If these burdens were not available, it is noted in the Total Royalty Burden column above.

CLR WELL NO.	Well Name	API NO. if available	SEC	TWN	RANGE	COUNTY	Operator	Total Royalty Burden if provided*	Identified Excluded and Opt-Out Royalty Burden*	Calculated Sub-Class 1 Royalty Burden to be Used in Allocation to Each Class Member in the Well*	Percentage of Net Sub-Class 1 Settlement Allocated to Each Sub-Class 1 Well for Distribution to Class Members	Net Sub-Class 1 Amount Allocated to Each Sub-Class 1 Well for Further Allocation & Distribution to the Class Members in the Well
667420	VAIL A #1-29	3507322894	29	016N	006W	KINGFISHER	CONTINENTAL RESOURCES INC	Not Available	None Known	Not Available	0.03060733%	\$ 8,793.49
212122	VANARKE 1-15H	3513726966	15	002N	004W	STEPHENS	CONTINENTAL RESOURCES INC	18.598774%	-0.625000%	17.973774%	0.14953613%	\$ 42,961.73
657180	VANBUSKIRK #1(SOLD)						CONTINENTAL RESOURCES INC	Not Available	None Known	Not Available	0.00259292%	\$ 744.94
284430	VAYERKA, J 1 & 2(SOLD)	3507336001	6	019N	005W	KINGFISHER	BLAKE PRODUCTION COMPANY INC	12.500000%	0.000000%	12.500000%	0.01267464%	\$ 3,641.42
588580	VCULEK 1-6 (SOLD)	3508321161	6	019N	004W	LOGAN	BLUE STAR ENERGY INC	12.500000%	0.000000%	12.500000%	0.02650704%	\$ 7,615.47
807750	VELMA 1-19 WSW	#	19	028N	010W	ALFAFA	SANDRIDGE EXPLORATION & PRODUCTION LLC	21.875000%	-12.500000%	9.375000%	0.0005743%	\$ 16.50
810179	VENABLE #1-28						CONTINENTAL RESOURCES INC	Not Available	None Known	Not Available	0.00020394%	\$ 58.59
810206	VENABLE #2, #3, & #4						CONTINENTAL RESOURCES INC	Not Available	None Known	Not Available	0.02397775%	\$ 6,888.81
500240	VERA 1-23(SOLD)	3509321120	23	023N	012W	MAJOR	SCOGGINS PRODUCTION COMPANY	12.500000%	0.000000%	12.500000%	0.02858288%	\$ 8,211.86
210745	Vergie 1-33H	3508323983	33	020N	003W	LOGAN	D & J OIL COMPANY INC	17.968799%	0.000000%	17.968799%	0.00902105%	\$ 2,591.75
811485	VERNON 1-20	3515322857	20	022N	018W	WOODWARD	CONTINENTAL RESOURCES INC	Not Available	None Known	Not Available	0.00425962%	\$ 1,233.79
210809	VESTA MARIE 1-29H	3504924895	29	003N	004W	GARVIN	CONTINENTAL RESOURCES INC	19.171913%	-0.117188%	19.054725%	0.27895914%	\$ 80,144.96
802860	VICKERY 1-30(SOLD)	3501720451	30	011N	009W	CANADIAN	BP AMERICA PRODUCTION COMPANY	18.316249%	0.000000%	18.316249%	0.00010208%	\$ 29.33
662600	VICKY K 1-10	3509322084	10	021N	014W	MAJOR	CONTINENTAL RESOURCES INC	12.500000%	-2.840910%	9.659090%	0.25157474%	\$ 72,277.42
804895	VIERSEN #1-18						CONTINENTAL RESOURCES INC	Not Available	None Known	Not Available	0.00735004%	\$ 2,111.78
805520	VIERSEN 2-17	3501122985	17	017N	011W	BLAINE	CHESAPEAKE OPERATING INC	7.379442%	0.000000%	7.379442%	0.01949233%	\$ 5,600.15
811330	VIERSEN 2-18						CONTINENTAL RESOURCES INC	Not Available	None Known	Not Available	0.00103632%	\$ 297.73
81322	VIGNERY 1A-29H	3504323220	29	017N	015W	DEWEY	DEVON ENERGY PRODUCTION CO LP	18.010678%	0.000000%	18.010678%	0.00126682%	\$ 363.96
800109	VINCE 20 #1(SOLD)						CONTINENTAL RESOURCES INC	Not Available	None Known	Not Available	0.00251871%	\$ 723.63
810180	VINCENT, J.M. #1						CONTINENTAL RESOURCES INC	Not Available	None Known	Not Available	0.00563925%	\$ 1,620.16
207057	VIOLET 1-31	3501123214	31	016N	011W	BLAINE	CONTINENTAL RESOURCES INC	19.051429%	-5.428388%	13.623041%	0.01196619%	\$ 3,437.89
210335	VIRGIN 1-30H	3501123348	30	015N	011W	BLAINE	CONTINENTAL RESOURCES INC	19.566361%	-0.264691%	19.301670%	0.04509661%	\$ 12,956.26
806040	VIRGINIA 1-19	3515122747	19	023N	014W	WOODS	CHESAPEAKE OPERATING INC	0.064161%	0.000000%	0.000000%	0.00000000%	\$ -
627740	VON TUNGLEN 1-20	3501721691	20	012N	008W	CANADIAN	CONTINENTAL RESOURCES INC	17.187500%	-2.929690%	14.257810%	0.04854630%	\$ 13,947.35
641720	WACK 1-31 (SOLD)	3509320845	31	022N	009W	MAJOR	COTTON PETROLEUM CORPORATION	16.666700%	0.000000%	16.666700%	0.00082118%	\$ 235.93
851390	WADE 2, 3, 4-24(SOLD 10/2001)	3513921911	24	005N	010E	TEXAS	DAWN ENERGY COMPANY	12.500000%	0.000000%	12.500000%	0.00117820%	\$ 338.50
940240	WAGNON 1-21 (SOLD)	3512121855	21	008N	018E	PITTSBURG	CANAAN RESOURCES X LLC	18.871844%	-0.390625%	18.481219%	0.02657966%	\$ 7,636.34
438550	WAHL 1-5 (PLUGGED)	3509320555	5	020N	010W	MAJOR	CONTINENTAL RESOURCES INC	12.500000%	0.000000%	12.500000%	0.16182937%	\$ 46,493.58
810181	WAKEMAN #1-1(PLUGGED)						CONTINENTAL RESOURCES INC	Not Available	None Known	Not Available	0.00014979%	\$ 43.03
693530	WALCH 1-29(PLUGGED)	3509322117	29	022N	012W	MAJOR	CHEYENNE EXPLORATION INC	18.750000%	0.000000%	18.750000%	0.00478644%	\$ 1,375.14
886070	WALKER #1-9	3504922879	9	004N	001W	GARVIN	WILDHORSE OPERATING COMPANY	Not Available	None Known	Not Available	0.03379504%	\$ 9,709.32
805380	WALKER FARMS #1-32(SOLD)						CONTINENTAL RESOURCES INC	Not Available	None Known	Not Available	0.00628781%	\$ 1,806.49
970280	WALL 1-1(SOLD)	3512122041	2	007N	016E	PITTSBURG	CANAAN RESOURCES X LLC	19.046569%	0.000000%	19.046569%	0.01539462%	\$ 4,422.87
483080	WALTA 1-34 (PLUGGED)	#	34	019N	007W	KINGFISHER	CONTINENTAL RESOURCES INC	12.500000%	0.000000%	12.500000%	0.00014211%	\$ 40.83
810182	WALTERS #1-5						CONTINENTAL RESOURCES INC	Not Available	None Known	Not Available	0.0026912%	\$ 77.32
210495	WALTERS 1-22H	3505123596	22	007N	006W	GRADY	CONTINENTAL RESOURCES INC	18.503640%	-0.195313%	18.308327%	0.02641337%	\$ 7,588.56
214308	WALTERS WEST 1-34H	3505123913	34	007N	006W	GRADY	CONTINENTAL RESOURCES INC	19.473756%	-0.008789%	19.464967%	0.00280864%	\$ 806.92
805385	WALTON #1-16(SOLD)						CONTINENTAL RESOURCES INC	Not Available	None Known	Not Available	0.00160809%	\$ 462.01
207210	WARD 1-28H	3504323249	28	017N	016W	DEWEY	CONTINENTAL RESOURCES INC	17.414833%	0.000000%	15.461710%	0.09167491%	\$ 26,338.20
808535	WARD 1-33H	3512124576	33	006N	015E	PITTSBURG	CONTINENTAL RESOURCES INC	19.051585%	0.000000%	19.051585%	0.10436234%	\$ 29,983.30
810635	WARD 1-35H						CONTINENTAL RESOURCES INC	Not Available	None Known	Not Available	0.00004524%	\$ 13.00
214321	WARDEN 1-20H	3504925000	20	003N	004W	GARVIN	CONTINENTAL RESOURCES INC	18.784814%	0.000000%	18.784814%	0.02780368%	\$ 7,988.00
810183	WARNER #1 UNIT						CONTINENTAL RESOURCES INC	Not Available	None Known	Not Available	0.03216451%	\$ 9,240.86
810660	WARNER #2-30						CONTINENTAL RESOURCES INC	Not Available	None Known	Not Available	0.17242952%	\$ 49,539.00
810890	WARNER #3-30						CONTINENTAL RESOURCES INC	Not Available	None Known	Not Available	0.07930508%	\$ 22,784.35
205670	WATONGA LAKE 1-19	3501123143	19	017N	011W	BLAINE	CONTINENTAL RESOURCES INC	21.230840%	0.000000%	21.230840%	0.02015758%	\$ 5,791.27
10000001	WATONGA STATE 1-16 (PLUGGED)	3501123139	16	016N	011W	BLAINE	CONTINENTAL RESOURCES INC	18.750000%	-14.062500%	4.687500%	0.00014770%	\$ 42.43
805835	WATSON #2-AOWU	3500320224	10	023N	12W	ALFAFA	CONTINENTAL RESOURCES INC	Not Available	None Known	Not Available	0.01169556%	\$ 3,360.14
805835	WATSON #1-19	3515122636	19	023N	014W	WOODS	CHESAPEAKE OPERATING INC	0.064161%	-0.064161%	0.000000%	0.00000000%	\$ -
850001	WAVERLY 1-12	3504723805	12	022N	007W	GARFIELD	CONTINENTAL RESOURCES INC	18.730300%	-0.216120%	18.514180%	0.09747083%	\$ 28,003.37

Exhibit 5

Strack v Continental Resources Inc.
Report of the Allocation of the Net Sub-Class 1 Settlement to the Class Well Level
(Sorted by Well)

Gross Sub-Class 1 Payment \$ 49,800,000.00
Less Attorneys' Fees \$ (19,920,000.00)
Less Class Rep Award \$ (400,000.00)
Less Lit & Admin Expenses \$ (750,000.00)
Less GPT \$ -
Net Sub-Class 1 Settlement Payment for Allocation to the Well Level (and Payment to Sub-Class 1 Members) \$ 28,730,000.00

*Note: the total royalty burden and applicable excluded and opt-out royalty burdens were obtained from information provided by Continental. If these burdens were not available, it is noted in the Total Royalty Burden column above.

CLR WELL NO.	Well Name	API NO. if available	SEC	TWN	RANGE	COUNTY	Operator	Total Royalty Burden if provided*	Identified Excluded and Opt-Out Royalty Burden*	Calculated Sub-Class 1 Royalty Burden to be Used in Allocation to Each Class Member in the Well*	Percentage of Net Sub-Class 1 Settlement Allocated to Each Sub-Class 1 Well for Distribution to Class Members	Net Sub-Class 1 Amount Allocated to Each Sub-Class 1 Well for Further Allocation & Distribution to the Class Members in the Well
801420	WAYNE #1-20						CONTINENTAL RESOURCES INC	Not Available	None Known	Not Available	0.68213066%	\$ 195,976.14
206666	WAYNE 1-24	3501123205	24	016N	013W	BLAINE	CONTINENTAL RESOURCES INC	18.750000%	-4.687500%	14.062500%	0.02226428%	\$ 6,396.53
920280	WAYNE 1-32(PLUGGED)	3509323765	32	021N	009W	MAJOR	CONTINENTAL RESOURCES INC	18.750000%	0.000000%	18.750000%	0.04755544%	\$ 13,662.68
802620	WEAVER, RUTH #1-19						CONTINENTAL RESOURCES INC	Not Available	None Known	Not Available	0.00046160%	\$ 132.62
201280	WEBER 1-19	3501123015	19	018N	011W	BLAINE	CONTINENTAL RESOURCES INC	23.708382%	-2.477542%	21.230840%	0.10016932%	\$ 28,778.65
740870	WEBER 1-19 (SOLD)	3507323327	19	018N	009W	KINGFISHER	CACTUS ENERGY COMPANY LLC	16.666650%	0.000000%	16.666650%	0.02858820%	\$ 8,213.39
805960	WEBER 2-25	3501123172	25	019N	011W	BLAINE	SINGER OIL COMPANY LLC	12.500000%	0.000000%	12.500000%	0.01359593%	\$ 4,010.52
800660	WEBER 25-1(SOLD)	3501120467	25	019N	011W	BLAINE	CHAPARRAL ENERGY LLC	12.500023%	-12.500000%	0.000023%	0.0000001%	\$ 0.00
487640	WEBSTER 1-13 (PLUGGED)	3500320433	13	024N	012W	ALFALFA	CONTINENTAL RESOURCES INC	12.500000%	0.000000%	12.500000%	0.18084390%	\$ 51,956.45
649010	WEDEL 1	#	24	019N	001E	PAYNE	THREE SANDS OIL INC	15.630410%	0.000000%	15.630410%	0.00052268%	\$ 150.17
810184	WEEKS #1-8(PLUGGED)						CONTINENTAL RESOURCES INC	Not Available	None Known	Not Available	0.00004543%	\$ 13.05
810185	WEHRENBURG, CARL #1						CONTINENTAL RESOURCES INC	Not Available	None Known	Not Available	0.0020887%	\$ 60.04
210570	WEIMER 1-7H						CONTINENTAL RESOURCES INC	18.912129%	-4.806101%	14.106028%	0.08339868%	\$ 23,960.44
808020	WELCH 1-17	3504323225	7	016N	015W	DEWEY	CONTINENTAL RESOURCES INC	Not Available	None Known	Not Available	0.00018066%	\$ 5.19
629300	WELCH 1-32 (PLUGGED)	3507322451	32	017N	008W	KINGFISHER	CONTINENTAL RESOURCES INC	15.234380%	0.000000%	15.234380%	0.01141362%	\$ 3,279.13
810186	WELLS #1						CONTINENTAL RESOURCES INC	Not Available	None Known	Not Available	0.00957585%	\$ 2,751.14
810187	WELLS #2						CONTINENTAL RESOURCES INC	Not Available	None Known	Not Available	0.00452185%	\$ 1,299.13
804845	WELLS #2-6						CONTINENTAL RESOURCES INC	Not Available	None Known	Not Available	0.05138340%	\$ 14,762.45
848990	WELLS 1-6 CADDO	3501521619	6	011N	012W	CADDO	CONTINENTAL RESOURCES INC	18.750000%	-4.687500%	14.062500%	0.0701327%	\$ 2,014.91
742740	WELLS 1-6 DEWEY	3504321443	6	017N	016W	DEWEY	CONTINENTAL RESOURCES INC	18.088390%	-0.522665%	17.565725%	0.03297299%	\$ 9,473.14
810188	WELLS TRUST #1						CONTINENTAL RESOURCES INC	Not Available	None Known	Not Available	0.00708104%	\$ 2,094.38
575270	WENDT 1-9 (SOLD)	3507322150	9	017N	007W	KINGFISHER	NBI SERVICES INC	12.500000%	0.000000%	12.500000%	0.01548720%	\$ 4,449.47
638980	WENDT 2-9(SOLD)	3507322475	9	017N	007W	KINGFISHER	NBI SERVICES INC	12.500000%	0.000000%	12.500000%	0.02985276%	\$ 8,576.70
202775	WESLEY ADAMS 1-36H	3502921073	36	003N	009E	COAL	CONTINENTAL RESOURCES INC	19.057303%	-0.278321%	18.778982%	0.05307513%	\$ 15,248.49
810201	WESSELY-BALDWIN #1						CONTINENTAL RESOURCES INC	Not Available	None Known	Not Available	0.00047815%	\$ 137.37
850017	WEST 1-17 (PLUGGED)	3509320628	17	022N	011W	MAJOR	CONTINENTAL RESOURCES INC	12.656250%	0.000000%	12.656250%	0.00138544%	\$ 398.04
850006	WESTFAHL 1-18	3509320619	18	020N	010W	MAJOR	CONTINENTAL RESOURCES INC	18.750000%	0.000000%	18.750000%	0.22941144%	\$ 65,909.91
206439	WESTFAHL 2-18	3509324500	18	020N	010W	MAJOR	CONTINENTAL RESOURCES INC	18.750000%	0.000000%	18.750000%	0.15787075%	\$ 45,356.27
810190	WESTFAHL 5-2						CONTINENTAL RESOURCES INC	Not Available	None Known	Not Available	0.00499590%	\$ 1,435.32
212043	WHATLEY 1-20H	3513726917	20	020N	004W	STEPHENS	CONTINENTAL RESOURCES INC	19.749605%	-1.893807%	17.855798%	0.15699877%	\$ 45,105.75
213604	WHATLEY 2-20H	3513727180	20	020N	004W	STEPHENS	CONTINENTAL RESOURCES INC	19.788667%	-1.893807%	17.894860%	0.10385063%	\$ 29,836.29
395010	WHEELER UNIT 1-6	3509320441	6	020N	009W	MAJOR	CONTINENTAL RESOURCES INC	15.860520%	0.000000%	15.860520%	0.08037945%	\$ 23,093.02
810740	WHITE #1-13	3509320574	14	020N	010W	MAJOR	CONTINENTAL RESOURCES INC	Not Available	None Known	Not Available	0.00550385%	\$ 1,581.26
437760	WHITE 1-14 (PLUGGED)						CONTINENTAL RESOURCES INC	12.500000%	0.000000%	12.500000%	0.08568856%	\$ 24,618.32
805615	WHITE 1-20						CONTINENTAL RESOURCES INC	Not Available	None Known	Not Available	0.00034396%	\$ 98.82
437761	WHITE 2-14	3509322761	14	020N	010W	MAJOR	CONTINENTAL RESOURCES INC	12.499990%	0.000000%	12.499990%	0.05027700%	\$ 14,444.58
810191	WHITTINGTON #1						CONTINENTAL RESOURCES INC	Not Available	None Known	Not Available	0.00234648%	\$ 674.14
462370	WHITWORTH 1-14 (PLUGGED)	3500320304	14	024N	012W	ALFALFA	CONTINENTAL RESOURCES INC	12.628900%	0.000000%	12.628900%	0.02115116%	\$ 6,076.73
511290	WICKERT 1-20	3509321113	20	021N	013W	MAJOR	CONTINENTAL RESOURCES INC	12.500000%	-1.106770%	11.393230%	0.41836651%	\$ 120,196.70
282900	WIENS, HENRY ESTATE 2, 3 & 4 UNIT	3504721002	13	021N	008W	GARFIELD	CONTINENTAL RESOURCES INC	12.500000%	0.000000%	12.500000%	0.06248358%	\$ 17,951.53
282901	WIENS, HENRY ESTATE 3	3504721019	24	021N	008W	GARFIELD	CONTINENTAL RESOURCES INC	12.500000%	0.000000%	12.500000%	0.04796310%	\$ 13,779.80
426140	WIERS 1-35	3507320551	35	018N	009W	KINGFISHER	CONTINENTAL RESOURCES INC	12.500000%	0.000000%	12.500000%	0.06191714%	\$ 17,788.79
588560	WIESS 1	3501120991	15	016N	010W	BLAINE	SABRE OPERATING INC	12.500000%	0.000000%	12.500000%	0.02276598%	\$ 6,540.67
597850	WIESSN BOYSEN 1-14(SOLD)	3509321741	14	022N	010W	MAJOR	QUAD J OIL & GAS LLC	12.500000%	0.000000%	12.500000%	0.01911958%	\$ 5,493.06
207890	WILBANKS 1-32H	3506323993	32	006N	010E	HUGHES	CONTINENTAL RESOURCES INC	18.719978%	-0.549317%	18.170661%	0.02244533%	\$ 702.54
213032	WILBERN 1-15H	3513727276	15	001N	005W	STEPHENS	CONTINENTAL RESOURCES INC	18.257176%	-1.712111%	16.985965%	0.06632208%	\$ 19,054.33
578990	WILDS, B 1	3501721104	9	012N	006W	CANADIAN	CONTINENTAL RESOURCES INC	13.271430%	0.000000%	13.271430%	0.06602834%	\$ 18,969.94
578400	WILDS, B 2	3501721146	9	012N	006W	CANADIAN	CONTINENTAL RESOURCES INC	13.271430%	0.000000%	13.271430%	0.07052527%	\$ 20,261.91
212000	WILKERSON 1-20H	3505123644	20	007N	006W	GRADY	CONTINENTAL RESOURCES INC	17.702985%	-1.303925%	16.400000%	0.08187989%	\$ 23,524.09

Exhibit 5

Strack v Continental Resources Inc.
Report of the Allocation of the Net Sub-Class 1 Settlement to the Class Well Level
(Sorted by Well)

Gross Sub-Class 1 Payment \$ 49,800,000.00
Less Attorneys' Fees \$ (19,920,000.00)
Less Class Rep Award \$ (400,000.00)
Less Lit & Admin Expenses \$ (750,000.00)
Less GPT \$ -
Net Sub-Class 1 Settlement Payment for Allocation to the Well Level (and Payment to Sub-Class 1 Members) \$ 28,730,000.00

*Notes: the total royalty burden and applicable excluded and opt-out royalty burdens were obtained from information provided by Continental. If these burdens were not available, it is noted in the Total Royalty Burden column above.

CLR WELL NO.	Well Name	API NO. if available	SEC	TWN	RANGE	COUNTY	Operator	Total Royalty Burden if provided*	Identified Excluded and Opt-Out Royalty Burden*	Calculated Sub-Class 1 Royalty Burden to be Used in Allocation to Each Class Member in the Well*	Percentage of Net Sub-Class 1 Settlement Allocated to Each Sub-Class 1 Well for Distribution to Class Members	Net Sub-Class 1 Amount Allocated to Each Sub-Class 1 Well for Further Allocation & Distribution to the Class Members in the Well
212662	WILKINS 1-29H	3513727275	29	001N	005W	STEPHENS	CONTINENTAL RESOURCES INC	19.672011%	-0.236003%	19.436008%	0.15010431%	\$ 43,124.97
210682	WILLIAMS 1-24H	35051232696	24	007N	006W	GRADY	CONTINENTAL RESOURCES INC	18.883364%	-1.416788%	17.466576%	0.02230282%	\$ 6,407.63
460860	WILLIAMS 1-32 (SOLD)	35073213557	32	019N	005W	KINGFISHER	SPELLER OIL CORPORATION	12.500000%	0.000000%	12.500000%	0.00023713%	\$ 68.13
805400	WILLIAMS, ALEDO #1-5						CONTINENTAL RESOURCES INC	Not Available	None Known	Not Available	0.00835296%	\$ 2,399.80
282910	WILLIAMSON 1						CONTINENTAL RESOURCES INC	12.500000%	0.000000%	12.500000%	0.05229715%	\$ 15,024.97
812031	WILLIAMSON 1-21H	35047202023	20	021N	007W	GARFIELD	CONTINENTAL RESOURCES INC	21.241733%	-0.064929%	21.176804%	0.00635021%	\$ 1,824.42
810192	WILLIAMS 32 #1	350191925438	21	005S	003W	CARTER	CONTINENTAL RESOURCES INC	Not Available	None Known	Not Available	0.00241767%	\$ 694.60
207261	WILSON 2-14H	3506324007	14	004N	010E	HUGHES	CONTINENTAL RESOURCES INC	18.960410%	-0.753544%	18.206866%	0.38902684%	\$ 111,767.41
208355	WILSON 3-14H	3506324176	23	004N	010E	HUGHES	CONTINENTAL RESOURCES INC	18.960410%	-0.753544%	18.206866%	0.13927603%	\$ 40,014.00
208356	WILSON 4-14H	3506324175	23	004N	010E	HUGHES	CONTINENTAL RESOURCES INC	18.960410%	-0.753544%	18.206866%	0.42409730%	\$ 121,843.16
206315	WILSON B 14-12H	3506323760	14	004N	010E	HUGHES	CONTINENTAL RESOURCES INC	18.960410%	-0.749103%	18.186307%	0.09300691%	\$ 26,720.88
713720	WINANS 2-9	3507323104	9	015N	005W	KINGFISHER	CONTINENTAL RESOURCES INC	12.500000%	0.000000%	12.500000%	0.0259451%	\$ 745.40
840006	WINANS 3-9(SOLD)	3507323980	9	015N	005W	KINGFISHER	CONTINENTAL RESOURCES INC	18.750000%	0.000000%	18.750000%	0.07788428%	\$ 22,376.15
814160	WINTER CREEK 1-25H	3505123727	25	006N	006W	GRADY	MARATHON OIL COMPANY	Not Available	None Known	Not Available	0.01776599%	\$ 5,104.17
950070	WINTERS 1-20(SOLD)	3512121873	20	008N	018E	PITTSBURG	CANAAN RESOURCES X LLC	15.931902%	-0.073241%	15.858661%	0.01958532%	\$ 5,626.86
810194	WISDOM #1-24						CONTINENTAL RESOURCES INC	Not Available	None Known	Not Available	0.00175989%	\$ 505.61
510720	WISE 1-6 (PLUGGED)	3500320543	6	024N	012W	ALFAFA	CONTINENTAL RESOURCES INC	12.500000%	0.000000%	12.500000%	0.00903536%	\$ 2,595.86
810195	WITTHROCK #1-25						CONTINENTAL RESOURCES INC	Not Available	None Known	Not Available	0.00233549%	\$ 670.99
690850	WITTHROCK 1-W (SOLD)	3507322259	32	016N	008W	KINGFISHER	CONTINENTAL RESOURCES INC	18.750000%	0.000000%	18.750000%	0.00015069%	\$ 43.29
205740	WLH INC 1-21	3507324534	21	015N	009W	KINGFISHER	CONTINENTAL RESOURCES INC	13.085940%	0.000000%	13.085940%	0.03811761%	\$ 10,968.43
808885	WORBEGONG 8-1H	3506324217	8	004N	009E	HUGHES	SILVER CREEK OIL & GAS LLC	18.513128%	0.000000%	18.513128%	0.01308147%	\$ 3,758.31
572890	WOLF 1-20(PLUGGED)	3509321622	20	022N	009W	MAJOR	SOUTHWEST ENERGY DEVELOPMENT INC	12.500000%	0.000000%	12.500000%	0.00077927%	\$ 223.88
204230	WOLFE 1-10	3501123081	10	016N	012W	BLAINE	CONTINENTAL RESOURCES INC	18.750000%	0.000000%	18.750000%	0.14471786%	\$ 41,577.44
805540	Wolfe 1-8	3501122993	8	16N	11W	BLAINE	RANGE PRODUCTION COMPANY	16.666670%	-1.666670%	15.000000%	0.00000000%	\$ -
358040	WOOLFE UNIT 1-33(SOLD)						SPSS OIL COMPANY INC	Not Available	None Known	Not Available	0.00266474%	\$ 765.58
206699	WOLOHON 1-19H	3506323916	19	004N	010E	HUGHES	CONTINENTAL RESOURCES INC	19.215520%	-4.817156%	14.398364%	0.20996307%	\$ 60,322.39
207219	WOLOHON 2-19H	3506324077	19	004N	010E	HUGHES	CONTINENTAL RESOURCES INC	19.215520%	-4.817156%	14.398364%	0.10204783%	\$ 29,318.34
207220	WOLOHON 3-19H	3506324075	19	004N	010E	HUGHES	CONTINENTAL RESOURCES INC	19.215520%	-4.817156%	14.398364%	0.10677877%	\$ 30,677.54
203580	WOLSEY 1-9	3501123056	9	016N	012W	BLAINE	CONTINENTAL RESOURCES INC	18.923402%	-0.000294%	18.923108%	0.25626248%	\$ 73,624.21
208029	WOLSEY 2-9	3501123230	9	016N	012W	BLAINE	CONTINENTAL RESOURCES INC	18.923402%	-0.000294%	18.923108%	0.51036530%	\$ 146,627.95
970360	WOOD 1-24	3509324015	24	021N	010W	MAJOR	CONTINENTAL RESOURCES INC	20.012368%	-0.012761%	19.999607%	0.16368878%	\$ 47,027.79
808755	WOODRUFF 1-36H						CONTINENTAL RESOURCES INC	Not Available	None Known	Not Available	0.00024363%	\$ 69.99
210183	WOODS 1-35H	3504323246	35	018N	016W	DEWEY	CONTINENTAL RESOURCES INC	18.555416%	-0.021793%	18.533633%	0.07500863%	\$ 21,549.98
805120	WOODSON #1-9						CONTINENTAL RESOURCES INC	Not Available	None Known	Not Available	0.01234202%	\$ 3,545.86
805395	WOOTEN 1-28H	3505123607	28	004N	005W	GRADY	CONTINENTAL RESOURCES INC	19.172757%	-3.914213%	15.798062%	0.19171018%	\$ 55,078.33
210128	WOUGHTON 1-34H	3505123607	34	004N	005W	GRADY	CONTINENTAL RESOURCES INC	20.176283%	0.000000%	20.176283%	0.19482456%	\$ 55,973.09
210255	WRAY 1-1H	3501123331	1	014N	012W	BLAINE	CONTINENTAL RESOURCES INC	18.658108%	-0.924267%	17.733841%	0.14594172%	\$ 41,929.06
950120	WREN 1-16 (SOLD)	3506121089	16	008N	018E	HASKELL	CANAAN RESOURCES X LLC	18.164080%	0.000000%	18.164080%	0.02397259%	\$ 6,887.33
800133	WRIGHT 12 1(SOLD)	3509320710	12	020N	011W	MAJOR	CHESAPEAKE OPERATING INC	12.500000%	0.000000%	12.500000%	0.00600077%	\$ 172.40
214728	WYNELL 1-31-6XH	3501926172	31	002S	003W	CARTER	CONTINENTAL RESOURCES INC	19.193501%	-0.364561%	18.774940%	0.01612086%	\$ 4,631.52
801960	YATES #1-31						CONTINENTAL RESOURCES INC	Not Available	None Known	Not Available	0.00037862%	\$ 108.78
212504	YELL 1-16-9XH	3505123698	16	007N	006W	GRADY	CONTINENTAL RESOURCES INC	19.133776%	-1.375477%	17.758299%	0.04107474%	\$ 11,800.77
805395	YORK #1-6(SOLD)						CONTINENTAL RESOURCES INC	Not Available	None Known	Not Available	0.00026857%	\$ 77.16
805465	YORK #2-6(SOLD)						CONTINENTAL RESOURCES INC	Not Available	None Known	Not Available	0.00681746%	\$ 1,958.66
734990	YOST, ERVAN 1-24	3501121674	24	016N	010W	BLAINE	CONTINENTAL RESOURCES INC	12.500000%	0.000000%	12.500000%	0.06001141%	\$ 17,241.28
748310	YOST, ERVAN 2-24	3501121708	24	016N	010W	BLAINE	CONTINENTAL RESOURCES INC	12.500000%	0.000000%	12.500000%	0.04101059%	\$ 11,782.34
764280	YOST, HERBERT 1-36(SOLD)	3501121679	36	016N	010W	BLAINE	SABRE OPERATING INC	18.750000%	0.000000%	18.750000%	0.03334166%	\$ 9,579.06
671520	YOUNG 1-23	3507322448	23	017N	008W	KINGFISHER	CONTINENTAL RESOURCES INC	18.994130%	-10.1312503%	8.861627%	0.02420547%	\$ 6,954.23
208097	YOUNG 2-22H	3501123274	22	013N	011W	BLAINE	CONTINENTAL RESOURCES INC	12.980143%	0.000000%	12.980143%	0.16264276%	\$ 46,727.26
801550	YOUNG BE, HEIRS OF#1-32(SOLD)						CONTINENTAL RESOURCES INC	Not Available	None Known	Not Available	0.00020548%	\$ 59.04

Exhibit 5

Strack v Continental Resources Inc.
Report of the Allocation of the Net Sub-Class 1 Settlement to the Class Well Level
(Sorted by Well)

Gross Sub-Class 1 Payment	\$ 49,800,000.00
Less Attorneys' Fees	\$ (19,920,000.00)
Less Class Rep Award	\$ (400,000.00)
Less Lit & Admin Expenses	\$ (750,000.00)
Less GPT	\$ -
Net Sub-Class 1 Settlement Payment for Allocation to the Well Level (and Payment to Sub-Class 1 Members)	\$ 28,730,000.00

*Note: the total royalty burden and applicable excluded and opt-out royalty burdens were obtained from information provided by Continental. If these burdens were not available, it is noted in the Total Royalty Burden column above.

CLR WELL NO.	Well Name	API NO. if available	SEC	TWN	RANGE	COUNTY	Operator	Total Royalty Burden if provided*	Identified Excluded and Opt-Out Royalty Burden*	Calculated Sub-Class 1 Royalty Burden to be Used in Allocation to Each Class Member in the Well*	Percentage of Net Sub-Class 1 Settlement Allocated to Each Sub-Class 1 Well for Distribution to Class Members	Net Sub-Class 1 Amount Allocated to Each Sub-Class 1 Well for Further Allocation & Distribution to the Class Members in the Well
474630	YOUNG UNIT 1-22	3501120484	22	013N	011W	BLAINE	CONTINENTAL RESOURCES INC	11.718750%	-1.041667%	10.677083%	0.11914978%	\$ 34,231.73
840660	YOUNGBLOOD 1-4(SOLD)	3504922270	4	004N	003W	GARVIN	MARLIN OIL CORPORATION	18.252850%	0.000000%	18.252850%	0.08690876%	\$ 24,968.89
412880	ZALOUDEK, FW E 1-2	3504720415	2	023N	007W	GARFIELD	CONTINENTAL RESOURCES INC	12.500000%	0.000000%	12.500000%	0.04599941%	\$ 13,215.63
900300	ZANDER 1-12	3509323604	12	020N	014W	MAJOR	CONTINENTAL RESOURCES INC	12.500000%	0.000000%	12.500000%	0.14662623%	\$ 42,125.72
807385	ZANE 2-11							Not Available	None Known	Not Available	0.01389620%	\$ 3,992.38
212442	ZELDA 1-36H	3513727058	36	001N	005W	STEPHENS	CONTINENTAL RESOURCES INC	18.717395%	-8.334961%	10.382434%	0.05233338%	\$ 15,095.38
840011	ZOLA COOK #1						WESTSTAR OIL & GAS INC	Not Available	None Known	Not Available	0.04320988%	\$ 12,414.20
TOTAL:											100%	\$ 28,730,000.00

*Note: the total royalty burden and applicable excluded and opt-out royalty burdens were obtained from information provided by Continental. If these burdens were not available, it is noted in the Total Royalty Burden column above.

Exhibit 6

**Strack v. Continental Resources, Inc.
Report on Objections by Prior Owners to Distribution to Current Owners**

Claim ID	Objector	Current Owner Claim ID	Current Owner	Rec. Date	Verified by Court Clerk Filing
CEK-100233449	Susan Leigh Falkenstein Miegs	CEK-100233260	Trust A of the William Allen Falkenstein and Mary Lou McElreath Falkenstein DTD 5/29/92	4/21/2018	No
CEK-100233244	Matthew Allen Falkenstein	CEK-100233260	Trust A of the William Allen Falkenstein and Mary Lou McElreath Falkenstein DTD 5/29/92	4/21/2018	No
CEK-100032052	Stephany Wilson	CEK-100172059	Ron Wilson and Stephany Wilson - Joint Tenant	4/26/2018	No
CEK-100161316	Gregg Heath	CEK-100165583	Echo-Warwick Minerals, LLC	5/4/2018	X
CEK-100038638	Julius Lee Matli & Doris R Matli	CEK-100038646	Mabel Matli Life Estate c/o Bonnie Cox POA	5/7/2018	
CEK-100203345	Richard T. Cox & Bonnie Matli Cox	CEK-100038646	Mabel Matli Life Estate c/o Bonnie Cox POA	5/7/2018	
CEK-100254071	David H. Cole	CEK-100037038	Advocate Oil and Gas	5/7/2018	X
CEK-100159303	Virginia L. Wyers-Akins	CEK-100239536	The Mineral Resources Company	5/8/2018	X
CEK-100093370	Premium Petroleum LLC & J Cole Ream and Nelda Ream	CEK-100163742	Fairmount Land & Mineral LLC	5/10/2018	X
CEK-100086586	Howard J. Cole, Jr.	CEK-100037038	Advocate Oil and Gas	5/10/2018	X
CEK-100046320	Norma J McCord	CEK-100004261	McCord Foundation Inc.	5/11/2018	
CEK-100212816	Melinda Wood	CEK-100239536	The Mineral Resources Company	5/4/2018	X
CEK-100065961	J O Wood Family Limited Partnership	CEK-100239536	The Mineral Resources Company	5/4/2018	X
CEK-100319246	Hill Revocable Living Trust DTD 120188, Bonnie J Anderson Trustee	CEK-100228615	Bonnie J Anderson	5/18/2018	X
N/A	Vickey R Scott	CEK-100335799	Erma Jean Scott and Horace Scott Jr.	5/18/2018	No
N/A	Reginald L Scott	CEK-100335799	Erma Jean Scott and Horace Scott Jr.	5/18/2018	No
N/A	Tammy Hill	CEK-100335799	Erma Jean Scott and Horace Scott Jr.	5/18/2018	No
CEK-100139965	Cynthia A Sullivan	CEK-100037194	Echo Energy LLC	5/17/2018	X
CEK-100112293	Danny L Scheffler	CEK-100037194	Echo Energy LLC	5/17/2018	X
CEK-100112412	Leo Scheffler	CEK-100037194	Echo Energy LLC	5/17/2018	No
CEK-100112439	Leo & Elfressa Scheffler Living Trust	CEK-100037194	Echo Energy LLC	5/17/2018	No
CEK-100077420	Lynn Colbert Charitable Foundation	CEK-100050581	Lefco Energy LLC	5/22/2018	X
CEK-100006671	Peggy Mullenaux Trustee of Winters Family Trust	CEK-100239536	The Mineral Resources Company	5/14/2018	X
CEK-100226566	Cathy Gail West Bristo Trust	CEK-100210902	Black Mesa Production, LLC	5/14/2018	X
CEK-100069207	Harvey A Olson Revocable Trust	N/A	Unknown	5/15/2018	No
CEK-100066208	James Living Trust DTD 8/29/19	CEK-100217567	Canyon Creek Royalty, LLC	5/17/2018	X
CEK-100066216	Joanna Colliyar	CEK-100217567	Canyon Creek Royalty, LLC	5/17/2018	X
CEK-100216820	John W. Peavy, III	CEK-100217567	Canyon Creek Royalty, LLC	5/17/2018	X
CEK-100216811	Pamela K Brandt	CEK-100217567	Canyon Creek Royalty, LLC	5/17/2018	X
CEK-100159168	Marsha Rosella Wyers Hamilton	CEK-100239536	The Mineral Resources Company	5/17/2018	X
CEK-100216838	Bernadette Lee	CEK-100217567	Canyon Creek Royalty, LLC	5/18/2018	X
CEK-100310982	Groenkyke Oil & Gas Properties, LP	CEK-100207197	Sooner Mineral Investments LLC	5/23/2018	X
CEK-100128734	Debra Ann Banta	CEK-100115411	Rose Mary Grieshammer	5/23/2018	X
	Mark Stephen Strack			5/16/2018	X
	Mark Stephen Strack, Successor Trustee of The Patricia Ann Strack Revocable Trust			5/16/2018	X
	Mark P. Durham, Successor Trustee Mary Durham-Nelson (Thomas D. Durham, deceased and Jacqueline, deceased)			5/17/2018	X